

FOR THE NORTHERN DISTRICT OF MISSISSIPPI

DELTA DIVISION

KELLY MCNEAL, ET.AL,)	
)	
PLAINTIFFS)	
)	
V.)	
)	No. DC7029-S
TATE COUNTY SCHOOL DISTRICT, ET.AL)	
DEFENDENTS)	

REPORT

In pursuant to and in accordance with the order of the county entered the 4th day of August, 1970, in the above style and numbered cause, the defendants, Tate County School Board of Education, hereby files its report as directed by Section 9 of said order:

Paragraph 1 under 9

This report reflects the information according to the three zones as defined in the Court's order in said cause: namely Easterly zone, Northwesterly zone, and Southwesterly zone. (1) The Easterly zone embraces the attendance centers of East Tate and Independence; (2) the Northwesterly zone embraces the attendance centers of Tate County and Coldwater; (3) the Southwesterly zone consists of Strayhorn Attendance Center and each zone operates as a unitary system.

In reporting paragraph one under nine, the number of students by race enrolled in the school district is entered the 4th day of August, 1970, in the above style and numbered cause, the defendants, Tate County School Board of Education, hereby files its report as directed by section 9 of said order:

In reporting paragraph one under nine, the number of students by race enrolled in the school district is:

White	1495
Black	1428
Hispanic	18
Asian	3
Native American	0
TOTAL	2944

The number of students by race enrolled at:

Coldwater Elementary School	White	66
	Black	401
	Hispanic	0
	Asian	1
	Native American	<u>0</u>
	TOTAL	468
East Tate Elementary School	White	504
	Black	376
	Hispanic	9
	Asian	0
	Native American	<u>0</u>
	TOTAL	889
Strayhorn Elementary School	White	421
	Black	21
	Hispanic	6
	Asian	0
	Native American	<u>0</u>
	TOTAL	448
Coldwater High School	White	105
	Black	332
	Hispanic	0
	Asian	1
	Native American	<u>0</u>
	TOTAL	438
Independence High School	White	399
	Black	298
	Hispanic	3
	Asian	1
	Native American	<u>0</u>
	TOTAL	701

The number of students by race enrolled in each classroom in each school is:

Coldwater Elementary School

Self-Contained Classroom

Grade: SPED

Teacher: F. Sinquefield

Total Number of Students: 6
Black 4
White 2
Hispanic 0
Asian 0
Native American 0

Self-Contained Classroom
Grade: SPED (DD)
Teacher: R. Stiedle

Total Number of Students: 10
Black 6
White 4
Hispanic 0
Asian 0
Native American 0

Self-Contained Classroom
Grade: Kindergarten
Teacher: R. Bradley

Total Number of Students: 24
Black 19
White 4
Hispanic 0
Asian 0
Native American 0

Self-Contained Classroom
Grade: Kindergarten
Teacher: C. Freeman

Total Number of Students: 22
Black 18
White 4
Hispanic 0
Asian 0
Native American 0

Self-Contained Classroom
Grade: Kindergarten
Teacher: R. Ungurait

Total Number of Students: 23
Black 20
White 3
Hispanic 0
Asian 0
Native American 0

Self-Contained Classroom
Grade: First
Teacher: D. Armstrong

Total Number of Students: 12
Black 11
White 1
Hispanic 0

Asian 0
Native American 0

Self-Contained Classroom

Grade: First
Teacher: L. Logan

Total Number of Students: 14
Black 12
White 2
Hispanic 0
Asian 0
Native American 0

Self-Contained Classroom

Grade: First
Teacher: M. McLeod

Total Number of Students: 15
Black 10
White 5
Hispanic 0
Asian 0
Native American 0

Self-Contained Classroom

Grade: First
Teacher: A. Neal

Total Number of Students: 13
Black 10
White 3
Hispanic 0
Asian 0
Native American 0

Self-Contained Classroom

Grade: First
Teacher: F. Bearden

Total Number of Students: 14
Black 13
White 1
Hispanic 0
Asian 0
Native American 0

Self-Contained Classroom

Grade: Second
Teacher: B. Lewis

Total Number of Students: 16
Black 14
White 2
Hispanic 0
Asian 0
Native American 0

Self-Contained Classroom

Grade: Second

Teacher: L. Miller

Total Number of Students:

Black 12

White 2

Hispanic 0

Asian 0

Native American 0

Self-Contained Classroom

Grade: Second

Teacher: J. Yelverton

Total Number of Students: 16

Black 14

White 2

Hispanic 0

Asian 0

Native American 0

Self-Contained Classroom

Grade: Third

Teacher: O. Caldwell

Total Number of Students: 19

Black 19

White 0

Hispanic 0

Asian 0

Native American 0

Self-Contained Classroom

Grade: Third

Teacher: C. Massey

Total Number of Students: 20

Black 18

White 2

Hispanic 0

Asian 0

Native American 0

Self-Contained Classroom

Grade: Third

Teacher: W. Webb

Total Number of Students: 21

Black 17

White 4

Hispanic 0

Asian 0

Native American 0

Non Self-Contained Classes

Grade: Fourth

Teacher: M. Renick

1st Period Total number of students 25

Black 22

White 3

Hispanic 0

Asian 0

Native American 0

2nd Period Total number of students 24

Black 24

White 0

Hispanic 0

Asian 0

Native American 0

3rd Period Total number of students 22

Black 19

White 3

Hispanic 0

Asian 0

Native American 0

Non Self-Contained Classes

Grade: Fourth

Teacher: E. Fox

1st Period Total number of students 24

Black 24

White 0

Hispanic 0

Asian 0

Native American 0

2nd Period Conference

3rd Period Total number of students 22

Black 18

White 4

Hispanic 0

Asian 0

Native American 0

4th Period Total number of students 25

Black 22

White 3

Hispanic 0

Asian 0

Native American 0

Non-Self Contained Classes

Grade: Fourth

Teacher: C. Shead

1st Period Total number of students 22

Black 18

White 4

Hispanic 0
Asian 0
Native American 0

2nd Period Total number of students 25
Black 22
White 3
Hispanic 0
Asian 0
Native American 0

3rd Period Total number of students 24
Black 24
White 0
Hispanic 0
Asian 0
Native American 0

Non Self-Contained Classes

Grade: Fifth
Teacher: E. Jarjoura

1st Period Conference

2nd Period Total number of students 27
Black 21
White 6
Hispanic 0
Asian 0
Native American 0

3rd Period Total number of students 27
Black 21
White 6
Hispanic 0
Asian 0
Native American 0

4th Period Total number of students 28
Black 26
White 2
Hispanic 0
Asian 0
Native American 0

5th Period Total number of students 28
Black 26
White 2
Hispanic 0
Asian 0
Native American 0

6th Period Total number of students 27
Black 23
White 4
Hispanic 0
Asian 0
Native American 0

7th Period	Total number of students	27
Black	23	
White	4	
Hispanic	0	
Asian	0	
Native American	0	

Non Self-Contained Classes

Grade: Fifth & Sixth
Teacher: G. Conley

1 st Period (Sixth Grade)	Total number of students	17
Black	13	
White	3	
Hispanic	0	
Asian	1	
Native American	0	

2 nd Period (Sixth Grade)	Total number of students	16
Black	16	
White	0	
Hispanic	0	
Asian	0	
Native American	0	

3 rd Period (Sixth Grade)	Total number of students	17
Black	15	
White	2	
Hispanic	0	
Asian	0	
Native American	0	

4th Period (Sixth Grade)	Total number of students	26
Black	23	
White	3	
Hispanic	0	
Asian	0	
Native American	0	

5th Period	Total number of students	27
Black	23	
White	4	
Hispanic	1	
Asian	0	
Native American	0	

6th Period	Total number of students	21
Black	20	
White	1	
Hispanic	0	
Asian	0	
Native American	0	

7th Period Conference

Non Self-Contained Classes

Grade: Sixth

Teacher: L. Hutcherson

1 st Period	Total number of students	17
Black	15	
White	2	
Hispanic	0	
Asian	0	
Native American	0	

2 nd Period	Total number of students	17
Black	15	
White	2	
Hispanic	0	
Asian	0	
Native American	0	

3 rd Period	Total number of students	16
Black	16	
White	0	
Hispanic	0	
Asian	0	
Native American	0	

4 th Period	Total number of students	16
Black	16	
White	0	
Hispanic	0	
Asian	0	
Native American	0	

5 th Period	Total number of students	17
Black	13	
White	4	
Hispanic	0	
Asian	0	
Native American	0	

6 th Period	Total number of students	17
Black	13	
White	4	
Hispanic	0	
Asian	0	
Native American	0	

7th Period Conference

Non Self-Contained Classes

Grade: Sixth

Teacher: R. Humphrey

1 st Period	Total number of students	16
Black	16	
White	0	
Hispanic	0	
Asian	0	
Native American	0	

2 nd Period	Total number of students	17
Black	13	
White	3	
Hispanic	0	
Asian	1	
Native American	0	

3 rd Period	Total number of students	22
Black	21	
White	1	
Hispanic	0	
Asian	0	
Native American	0	

4 th Period	Total number of students	27
Black	21	
White	5	
Hispanic	1	
Asian	0	
Native American	0	

5 th Period	Total number of students	28
Black	25	
White	3	
Hispanic	0	
Asian	0	
Native American	0	

6 th Period	Total number of students	21
Black	16	
White	5	
Hispanic	0	
Asian	0	
Native American	0	

7th Period Conference

Non Self-Contained Classes

Grade: Fifth & Sixth

Teacher: J. Taylor

1st Period Conference

2 nd Period	Total number of students	28
Black	25	
White	3	
Hispanic	0	
Asian	0	
Native American	0	

3 rd Period	Total number of students	17
Black	13	
White	3	
Hispanic	0	
Asian	1	
Native American	0	

4 th Period	Total number of students	21
Black	16	
White	5	

Hispanic 0
Asian 0
Native American 0

5th Period Total number of students 16
Black 16
White 0
Hispanic 0
Asian 0
Native American 0

6th Period Total number of students 27
Black 21
White 6
Hispanic 0
Asian 0
Native American 0

7th Period Total number of students 21
Black 20
White 1
Hispanic 0
Asian 0
Native American 0

Non Self-Contained Classes

Grade: Sixth
Teacher: B. Walker

1st Period Conference

2nd Period Total number of students 22
Black 22
White 0
Hispanic 0
Asian 0
Native American 0

3rd Period Total number of students 28
Black 25
White 3
Hispanic 0
Asian 0
Native American 0

4th Period Total number of students 17
Black 13
White 3
Hispanic 0
Asian 1
Native American 0

5th Period Total number of students 18
Black 16
White 2
Hispanic 0
Asian 0
Native American 0

6th Period	Total number of students	16
Black	16	
White	0	
Hispanic	0	
Asian	0	
Native American	0	

7th Period	Total number of students	26
Black	21	
White	5	
Hispanic	0	
Asian	0	
Native American	0	

East Tate Elementary School

Self-Contained Classroom
 Grade: Kindergarten
 Teacher: B. Bradley

Total Number of Students:	20
Black	10
White	10
Hispanic	0
Asian	0
Native American	0

Self-Contained Classroom
 Grade: Kindergarten
 Teacher: N. Grant

Total Number of Students:	21
Black	11
White	10
Hispanic	0
Asian	0
Native American	0

Self-Contained Classroom
 Grade: Kindergarten
 Teacher: S. Hale

Total Number of Students:	19
Black	6
White	13
Hispanic	0
Asian	0
Native American	0

Self-Contained Classroom
 Grade: Kindergarten
 Teacher: C. Stovall

Total Number of Students:	19
Black	10
White	7
Hispanic	2
Asian	0
Native American	0

Self-Contained Classroom
Grade: Kindergarten
Teacher: A. Williams

Total Number of Students: 20
Black 7
White 12
Hispanic 1
Asian 0
Native American 0

Self-Contained Classroom
Grade: First
Teacher: C. Ferguson

Total Number of Students: 23
Black 8
White 15
Hispanic 0
Asian 0
Native American 0

Self-Contained Classroom
Grade: First
Teacher: A. Bolen

Total Number of Students: 23
Black 11
White 12
Hispanic 0
Asian 0
Native American 0

Self-Contained Classroom
Grade: First
Teacher: R. Conner

Total Number of Students: 23
Black 8
White 15
Hispanic 0
Asian 0
Native American 0

Self-Contained Classroom
Grade: First
Teacher: F. Edwards

Total Number of Students: 22
Black 12
White 10
Hispanic 0
Asian 0
Native American 0

Self-Contained Classroom

Grade: First
Teacher: J. Welch

Total Number of Students: 21
Black 9
White 12
Hispanic 0
Asian 0
Native American 0

Self-Contained Classroom

Grade: Second
Teacher: R. Darnell

Total Number of Students: 20
Black 6
White 14
Hispanic 0
Asian 0
Native American 0

Self-Contained Classroom

Grade: Second
Teacher: C. Stahl

Total Number of Students: 19
Black 11
White 8
Hispanic 0
Asian 0
Native American 0

Self-Contained Classroom

Grade: Second
Teacher: L. Nicholson

Total Number of Students: 20
Black 10
White 10
Hispanic 0
Asian 0
Native American 0

Self-Contained Classroom

Grade: Second
Teacher: N. Darnell

Total Number of Students: 21
Black 8
White 13
Hispanic 0
Asian 0
Native American 0

Self-Contained Classroom

Grade: Second
Teacher: C. Reynolds

Total Number of Students: 21
Black 7
White 14
Hispanic 0
Asian 0
Native American 0

Self-Contained Classroom
Grade: Second
Teacher: P. Walker

Total Number of Students: 21
Black 11
White 10
Hispanic 0
Asian 0
Native American 0

Self-Contained Classroom
Grade: Third
Teacher: I. Herbert

Total Number of Students: 21
Black 8
White 13
Hispanic 0
Asian 0
Native American 0

Self-Contained Classroom
Grade: Third
Teacher: T. Miller

Total Number of Students: 21
Black 6
White 13
Hispanic 1
Asian 0
Native American 0

Self-Contained Classroom
Grade: Third
Teacher: P. Davis

Total Number of Students: 20
Black 80
White 12
Hispanic 0
Asian 0
Native American 0

Self-Contained Classroom
Grade: Second
Teacher: C. Reynolds

Total Number of Students: 21
Black 7
White 14
Hispanic 0
Asian 0

Native American 0

Self-Contained Classroom

Grade: Second
Teacher: P. Walker

Total Number of Students: 21

Black 11
White 10
Hispanic 0
Asian 0
Native American 0

Self-Contained Classroom

Grade: Third
Teacher: I. Herbert

Total Number of Students: 21

Black 8
White 13
Hispanic 0
Asian 0
Native American 0

Self-Contained Classroom

Grade: Third
Teacher: T. Miller

Total Number of Students: 21

Black 6
White 13
Hispanic 1
Asian 0
Native American 0

Self-Contained Classroom

Grade: Third
Teacher: P. Davis

Total Number of Students: 20

Black 8
White 12
Hispanic 0
Asian 0
Native American 0

Self-Contained Classroom

Grade: Third
Teacher: J. Graham

Total Number of Students: 21

Black 11
White 10
Hispanic 0
Asian 0
Native American 0

Self-Contained Classroom

Grade: Third
Teacher: J. Lindsey

Total Number of Students: 20
Black 8
White 12
Hispanic 0
Asian 0
Native American 0

Self-Contained Classroom

Grade: Third
Teacher: D. May

Total Number of Students: 21
Black 10
White 11
Hispanic 0
Asian 0
Native American 0

Non Self-Contained Classes

Grade: Fourth
Teacher: R. Red

1 st Period	Total number of students	26
Black	12	
White	14	
Hispanic	0	
Asian	0	
Native American	0	

2 nd Period	Total number of students	26
Black	12	
White	14	
Hispanic	0	
Asian	0	
Native American	0	

3 rd Period	Total number of students	26
Black	12	
White	14	
Hispanic	0	
Asian	0	
Native American	0	

4 th Period	Total number of students	26
Black	12	
White	14	
Hispanic	0	
Asian	0	
Native American	0	

5 th Period	Total number of students	26
Black	12	
White	14	
Hispanic	0	
Asian	0	
Native American	0	

6 th Period	Total number of students	27
------------------------	--------------------------	----

Black	13
White	14
Hispanic	0
Asian	0
Native American	0

7th Period Conference

Non Self-Contained Classes

Grade: Fourth
Teacher: A. Newman

1 st Period	Total number of students	27
Black	12	
White	15	
Hispanic	0	
Asian	0	
Native American	0	

2 nd Period	Total number of students	27
Black	12	
White	15	
Hispanic	0	
Asian	0	
Native American	0	

3 rd Period	Total number of students	27
Black	12	
White	15	
Hispanic	0	
Asian	0	
Native American	0	

4th Period	Total number of students	28
Black	13	
White	14	
Hispanic	1	
Asian	0	
Native American	0	

5th Period	Total number of students	29
Black	14	
White	14	
Hispanic	1	
Asian	0	
Native American	0	

6th Period	Total number of students	29
Black	14	
White	14	
Hispanic	1	
Asian	0	
Native American	0	

7th Period Conference

Non Self-Contained Classes

Grade: Fourth

Teacher: A. Anderson

1 st Period	Total number of students	25
Black	11	
White	14	
Hispanic	0	
Asian	0	
Native American	0	

2 nd Period	Total number of students	25
Black	11	
White	14	
Hispanic	0	
Asian	0	
Native American	0	

3 rd Period	Total number of students	25
Black	11	
White	14	
Hispanic	0	
Asian	0	
Native American	0	

4th Period	Total number of students	26
Black	12	
White	14	
Hispanic	0	
Asian	0	
Native American	0	

5th Period	Total number of students	26
Black	12	
White	14	
Hispanic	0	
Asian	0	
Native American	0	

6th Period	Total number of students	26
Black	12	
White	14	
Hispanic	0	
Asian	0	
Native American	0	

7th Period Conference

Non Self-Contained Classes

Grade: fourth

Teacher: C. Rhodes

1 st Period	Total number of students	28
Black	13	
White	14	
Hispanic	1	
Asian	0	
Native American	0	

2 nd Period	Total number of students	28
Black	13	
White	14	
Hispanic	1	
Asian	0	
Native American	0	

3 rd Period	Total number of students	27
Black	12	
White	15	
Hispanic	0	
Asian	0	
Native American	0	

4th Period	Total number of students	27
Black	12	
White	15	
Hispanic	0	
Asian	0	
Native American	0	

5th Period Conference
 Self-Contained Class
 Grade: Fourth
 Teacher: M. Williams

Total number of students	29
Black	13
White	16
Hispanic	0
Asian	0
Native American	0

Non Self-Contained Classes
 Grade: Fifth
 Teacher: W. VanDyke

1 st Period	Total number of students	27
Black	11	
White	16	
Hispanic	0	
Asian	0	
Native American	0	

2 nd Period	Total number of students	26
Black	13	
White	13	
Hispanic	0	
Asian	0	
Native American	0	

3rd Period Conference

4th Period	Total number of students	27
Black	15	
White	12	
Hispanic	00	
Asian	00	
Native American	00	

5th Period	Total number of students	28
Black	11	
White	17	
Hispanic	0	
Asian	0	
Native American	0	

6th Period	Total number of students	28
Black	15	
White	12	
Hispanic	1	
Asian	0	
Native American	0	

7th Period	Total number of students	28
Black	11	
White	17	
Hispanic	0	
Asian	0	
Native American	0	

Non Self-Contained Classes

Grade: Fifth
Teacher: P. Askew

1 st Period	Total number of students	23
Black	13	
White	10	
Hispanic	0	
Asian	0	
Native American	0	

2 nd Period	Total number of students	23
Black	13	
White	10	
Hispanic	0	
Asian	0	
Native American	0	

3 rd Period	Total number of students	23
Black	13	
White	10	
Hispanic	0	
Asian	0	
Native American	0	

4th Period	Total number of students	27
Black	11	
White	16	
Hispanic	0	
Asian	0	
Native American	0	

5th Period	Total number of students	26
Black	11	
White	14	
Hispanic	1	
Asian	0	
Native American	0	

6th Period	Conference	
7th Period	Total number of students	27
Black	15	
White	12	
Hispanic	0	
Asian	0	
Native American	0	

Non Self-Contained Classes

Grade: Fifth
Teacher: W. Edwards

1 st Period	Total number of students	26
Black	13	
White	13	
Hispanic	0	
Asian	0	
Native American	0	

2 nd Period	Total number of students	27
Black	11	
White	16	
Hispanic	0	
Asian	0	
Native American	0	

3 rd Period	Total number of students	26
Black	13	
White	13	
Hispanic	0	
Asian	0	
Native American	0	

4th Period	Total number of students	27
Black	11	
White	15	
Hispanic	1	
Asian	0	
Native American	0	

5th Period	Total number of students	27
Black	15	
White	12	
Hispanic	0	
Asian	0	
Native American	0	

6th Period	Total number of students	23
Black	8	
White	17	
Hispanic	0	
Asian	0	
Native American	0	

7th Period Conference

Non Self-Contained Classes

Grade: Fifth
Teacher: A. Lee

1 st Period	Total number of students	28
Black	11	
White	17	
Hispanic	0	
Asian	0	
Native American	0	

2 nd Period	Total number of students	28
Black	11	
White	17	
Hispanic	0	
Asian	0	
Native American	0	

3 rd Period	Total number of students	28
Black	11	
White	17	
Hispanic	0	
Asian	0	
Native American	0	

4th Period Conference

5th Period	Total number of students	27
Black	11	
White	16	
Hispanic	0	
Asian	0	
Native American	0	

6th Period	Total number of students	27
Black	11	
White	16	
Hispanic	0	
Asian	0	
Native American	0	

7th Period	Total number of students	27
Black	11	
White	16	
Hispanic	0	
Asian	0	
Native American	0	

Non Self-Contained Classes

Grade: Fifth
Teacher: T. Brown

1 st Period	Total number of students	27
Black	11	
White	15	
Hispanic	1	
Asian	0	
Native American	0	

Hispanic 1
Asian 0
Native American 0

5th Period Total number of students 27
Black 15
White 11
Hispanic 1
Asian 0
Native American 0

6th Period Total number of students 25
Black 11
White 14
Hispanic 0
Asian 0
Native American 0

7th Period Total number of students 26
Black 12
White 14
Hispanic 1
Asian 0
Native American 0

Non Self-Contained Classes

Grade: Sixth
Teacher: S. Harthcock

1st Period Total number of students 24
Black 13
White 10
Hispanic 1
Asian 0
Native American 0

2nd Period Total number of students 24
Black 13
White 10
Hispanic 1
Asian 0
Native American 0

3rd Period Total number of students 24
Black 13
White 10
Hispanic 1
Asian 0
Native American 0

4th Period Total number of students 24
Black 6
White 18
Hispanic 00
Asian 00
Native American 00

2 nd Period	Total number of students	27
Black	11	
White	15	
Hispanic	1	
Asian	0	
Native American	0	

3 rd Period	Total number of students	27
Black	11	
White	15	
Hispanic	1	
Asian	0	
Native American	0	

4 th Period	Total number of students	26
Black	13	
White	13	
Hispanic	0	
Asian	0	
Native American	0	

5 th Period	Total number of students	26
Black	13	
White	13	
Hispanic	0	
Asian	0	
Native American	0	

6 th Period	Total number of students	26
Black	13	
White	13	
Hispanic	0	
Asian	0	
Native American	0	

7th Period Conference

Non Self-Contained Classes

Grade: Sixth
Teacher: V. Lee

1st Period Conference

2 nd Period	Total number of students	25
Black	18	
White	7	
Hispanic	0	
Asian	0	
Native American	0	

3 rd Period	Total number of students	25
Black	6	
White	19	
Hispanic	0	
Asian	0	
Native American	0	

4 th Period	Total number of students	27
Black	13	
White	13	

5th Period	Total number of students	24
Black	6	
White	18	
Hispanic	0	
Asian	0	
Native American	0	

6th Period Conference

7th Period	Total number of students	24
Black	6	
White	18	
Hispanic	0	
Asian	0	
Native American	0	

Non Self-Contained Classes

Grade: Sixth
Teacher: M. Mulkins

1 st Period	Total number of students	26
Black	14	
White	11	
Hispanic	1	
Asian	0	
Native American	0	

2 nd Period	Total number of students	26
Black	14	
White	11	
Hispanic	1	
Asian	0	
Native American	0	

3 rd Period	Total number of students	26
Black	14	
White	11	
Hispanic	1	
Asian	0	
Native American	0	

4th Period	Total number of students	26
Black	12	
White	13	
Hispanic	1	
Asian	0	
Native American	0	

5th Period	Total number of students	26
Black	12	
White	13	
Hispanic	1	
Asian	0	
Native American	0	

6th Period	Total number of students	26
Black	12	
White	13	
Hispanic	1	
Asian	0	
Native American	0	

7th Period Conference

Non Self-Contained Classes

Grade: Sixth
Teacher: S. Case

1st Period Conference

2nd Period	Total number of students	25
Black	7	
White	18	
Hispanic	0	
Asian	0	
Native American	0	

3rd Period	Total number of students	22
Black	8	
White	13	
Hispanic	1	
Asian	0	
Native American	0	

4th Period	Total number of students	30
Black	18	
White	11	
Hispanic	1	
Asian	0	
Native American	0	

5th Period	Total number of students	26
Black	11	
White	15	
Hispanic	0	
Asian	0	
Native American	0	

6th Period	Total number of students	25
Black	7	
White	18	
Hispanic	0	
Asian	0	
Native American	0	

7th Period	Total number of students	26
Black	14	
White	11	
Hispanic	1	
Asian	0	
Native American	0	

Non Self-Contained Classes

Grade: Sixth

Teacher: S. Collins

1 st Period	Total number of students	23
Black	10	
White	13	
Hispanic	0	
Asian	0	
Native American	0	

2 nd Period	Total number of students	23
Black	10	
White	13	
Hispanic	0	
Asian	0	
Native American	0	

3 rd Period	Total number of students	23
Black	10	
White	13	
Hispanic	0	
Asian	0	
Native American	0	

4th Period Conference

5th Period	Total number of students	25
Black	7	
White	18	
Hispanic	0	
Asian	0	
Native American	0	

6th Period	Total number of students	25
Black	7	
White	18	
Hispanic	0	
Asian	0	
Native American	0	

7th Period	Total number of students	25
Black	7	
White	18	
Hispanic	0	
Asian	0	
Native American	0	

Non Self-Contained Classes

Grade: Sixth

Teacher: P. Bailey

1 st Period	Total number of students	22
Black	8	
White	13	
Hispanic	0	
Asian	1	
Native American	0	

2nd Period Conference

3 rd Period	Total number of students	26
Black	6	
White	20	
Hispanic	0	
Asian	0	
Native American	0	

4th Period	Total number of students	25
Black	7	
White	18	
Hispanic	0	
Asian	0	
Native American	0	

5th Period	Total number of students	24
Black	13	
White	10	
Hispanic	1	
Asian	0	
Native American	0	

6th Period	Total number of students	24
Black	14	
White	10	
Hispanic	0	
Asian	0	
Native American	0	

7th Period	Total number of students	22
Black	10	
White	12	
Hispanic	0	
Asian	0	
Native American	0	

Coldwater High School

Non Self-Contained Classes

Grade: 9-12

Teacher: R. Jones

1 st Period	Total number of students	13
Black	6	
White	3	

2 nd Period	Total number of students	16
Black	9	
White	2	

3 rd Period	Total number of students	25
Black	7	
White	18	

4th Period	Total number of students	27
Black	7	
White	6	
Hispanic	0	
Asian	0	
Native American	0	

5th Period	Conference	
------------	------------	--

6th Period	Total number of students	10
Black	9	
White	1	

7th Period	Total number of students	12
Black	11	
White	1	

Non Self-Contained Classes

Grade: Seventh

Teacher: A. Batemon

1 st Period	Total number of students	13
Black	9	
White	4	

2 nd Period	Total number of students	8
Black	8	
White	1	

3 rd Period	Total number of students	13
Black	12	
White	1	

4th Period	Total number of students	17
Black	17	
White	0	

5th Period Conference

6th Period	Total number of students	10
Black	9	
White	1	

7th Period	Total number of students	12
Black	11	
White	1	

Non Self-Contained Classes

Grade: 7-12

Teacher: L. Dandridge

1 st Period	Total number of students	37
Black	32	
White	5	

2 nd Period	Total number of students	31
Black	26	
White	5	

3 rd Period	Total number of students	43
Black	35	
White	7	
Hispanic	1	

4th Period ISS

5th Period	Total number of students	8
Black	8	

White	0	
6th Period	Total number of students	17
Black	17	
White	0	

7th Period Conference

Non Self-Contained Classes

Grade: Tenth

Teacher: P. Brown

1 st Period	Total number of students	21
Black	14	
White	7	

2nd Period	Total number of students	28
Black	22	
White	6	

3 rd Period	Total number of students	23
Black	14	
White	9	

4th Period	Total number of students	15
Black	13	
White	2	

5th Period	Total number of students	22
Black	20	
White	2	

6th Period	Total number of students	27
Black	21	
White	6	

7th Period Conference

Non Self-Contained Classes

Grade: 9-12

Teacher: J. Brewer

1 st Period	Total number of students	15
Black	13	
White	2	

2 nd Period	Total number of students	2
Black	1	
White	1	

3 rd Period	Total number of students	8
Black	7	
White	1	

4th Period	Total number of students	21
Black	16	
White	5	

5th Period	Total number of students	20
Black	17	
White	3	

6th Period Conference

7th Period	Total number of students	20
Black	15	
White	4	
Asian	1	

Non Self-Contained Classes

Grade: 7-12

Teacher: B. Zettergren

1 st Period	Total number of students	5
Black	5	
White	0	

2 nd Period	Total number of students	6
Black	2	
White	4	

3 rd Period	Total number of students	6
Black	4	
White	2	

4th Period	Total number of students	7
Black	4	
White	3	

5th Period Conference

6th Period	Total number of students	7
Black	4	
White	3	

7th Period	Total number of students	7
Black	7	
White	0	

Non Self-Contained Classes

Grade: 9-12

Teacher: A. Durham

1st Period Conference

2 nd Period	Total number of students	6
Black	5	
White	1	

3 rd Period	Total number of students	4
Black	3	
White	1	

4th Period	Total number of students	2
Black	2	
White	0	

5th Period	Total number of students	2
------------	--------------------------	---

Black	2	
White	0	
6th Period	Total number of students	3
Black	2	
White	1	
7th Period	Total number of students	3
Black	2	
White	1	

Non Self-Contained Classes

Grade: 8-10
Teacher: V. Beavers

1 st Period	Total number of students	15
Black	9	
White	6	
2 nd Period	Total number of students	19
Black	12	
White	7	
3 rd Period	Total number of students	16
Black	14	
White	2	
4th Period	Total number of students	30
Black	22	
White	8	
5th Period	Total number of students	23
Black	17	
White	6	
6th Period	Total number of students	21
Black	18	
White	3	
7th Period	Conference	

Non Self-Contained Classes

Grade: 7-12
Teacher: G. Yow

1 st Period	Total number of students	5
Black	5	
White	0	
2 nd – 7 th period	testing	

Non Self-Contained Classes

Grade: 7-11
Teacher: B. Mansfield

1 st Period	Total number of students	2
Black	2	

White	8		
2 nd Period	Total number of students	13	
Black	11		
White	2		
3 rd Period	Total number of students	19	
Black	18		
White	1		
4 th Period	Total number of students	22	
Black	12		
White	10		
5 th Period	Conference		
6 th Period	Total number of students	18	
Black	12		
White	6		
7 th Period	Total number of students	9	
Black	7		
White	2		

Non Self-Contained Classes

Grade: 7-12
Teacher: D. Gullett

1 st Period	Total number of students	8	
Black	6		
White	2		
2 nd Period	Total number of students	28	
Black	24		
White	4		
3 rd Period	Total number of students	9	
Black	6		
White	3		
4 th Period	Total number of students	18	
Black	15		
White	3		
5 th Period	Total number of students	10	
Black	7		
White	3		
6 th Period	Total number of students	28	
Black	24		
White	4		
7 th Period	Conference		

Non Self-Contained Classes

Grade: 10-12
Teacher: C. Thompson

1 st Period	Total number of students	17	
Black	15		

White	0		
2 nd Period	Total number of students	4	
Black	4		
White	0		
3 rd Period	Total number of students	4	
Black	3		
White	1		
4th Period	LSC Work		
5th Period	Total number of students	2	
Black	2		
White	0		
6th Period	Total number of students	3	
Black	3		
White	0		
7th Period	Conference		

Non Self-Contained Classes

Grade: Seventh

Teacher: T. Hood

1 st Period	Total number of students	24	
Black	23		
White	1		
2 nd Period	Total number of students	13	
Black	11		
White	2		
3 rd Period	Total number of students	14	
Black	13		
White	1		
4th Period	Conference		
5th Period	Total number of students	23	
Black	20		
White	3		
6th Period	Total number of students	25	
Black	21		
White	4		
7th Period	Total number of students	20	
Black	15		
White	5		

Non Self-Contained Classes

Grade: Ninth

Teacher: B. Ball

1 st Period	Total number of students	17	
Black	9		

White	2		
2 nd Period	Total number of students	7	
Black	5		
White	2		
3 rd Period	Total number of students	20	
Black	15		
White	5		
4 th Period	Total number of students	2	
Black	2		
White	0		
5 th Period	Total number of students	21	
Black	16		
White	5		
6 th Period	Total number of students	6	
Black	4		
White	2		
7 th Period	Conference		

Non Self-Contained Classes

Grade: Eighth
Teacher: L. Wight

1 st Period	Total number of students	23	
Black	23		
White	0		
2 nd Period	Total number of students	18	
Black	18		
White	0		
3 rd Period	Total number of students	13	
Black	11		
White	2		
4 th Period	Total number of students	28	
Black	22		
White	6		
5 th Period	Total number of students	24	
Black	20		
White	4		
6 th Period	Conference		
7 th Period	Total number of students	21	
Black	18		
White	3		

Non Self-Contained Classes

Grade: 9-12
Teacher: C. Hawkins

1 st Period	Total number of students	14	
Black	9		
White	5		

2 nd Period	Total number of students	7
Black	6	
White	1	
3 rd Period	Total number of students	5
Black	4	
White	1	
4 th Period	Total number of students	14
Black	10	
White	4	
5 th Period	Total number of students	12
Black	9	
White	3	
6 th Period	Conference	
7 th Period	Total number of students	9
Black	8	
White	1	

Non Self-Contained Classes

Grade: 11-12
Teacher: M. Keeler

1 st Period	Total number of students	7
Black	5	
White	2	
2 nd Period	Total number of students	12
Black	9	
White	3	
3 rd Period	Total number of students	23
Black	19	
White	4	
4 th Period	Total number of students	25
Black	19	
White	6	
5 th Period	Total number of students	15
Black	10	
White	4	
Hispanic	1	
6 th Period	Total number of students	27
Black	22	
White	4	
Hispanic	1	
7 th Period	Conference	

Non Self-Contained Classes

Grade: eighth
Teacher: J. Gunn

1 st Period	Total number of students	15
------------------------	--------------------------	----

Black	10		
White	5		
2 nd Period	Total number of students	13	
Black	13		
White	0		
3 rd Period	Conference		
4th Period	Total number of students	14	
Black	13		
White	1		
5th Period	Total number of students	14	
Black	10		
White	3		
Asian	1		
6th Period	Total number of students	16	
Black	10		
White	6		
7th Period	Total number of students	16	
Black	14		
White	2		

Non Self-Contained Classes

Grade: 7-8

Teacher: S. Johnson

1 st Period	Total number of students	16	
Black	13		
White	2		
Asian	1		
2 nd Period	Total number of students	14	
Black	10		
White	4		
3 rd Period	Total number of students	9	
Black	7		
White	2		
4th Period	Conference		
5th Period	Total number of students	10	
Black	8		
White	2		
6th Period	Total number of students	10	
Black	10		
White	0		
7th Period	Total number of students	17	
Black	16		
White	1		

Non Self-Contained Classes

Grade: 7-8

Teacher: E. Towles

1st Period	Total number of students	21
Black	19	
White	2	
2nd Period	Total number of students	28
Black	22	
White	5	
Native American	1	
3rd Period	Total number of students	24
Black	18	
White	6	
4th Period	Conference	
5th Period	Total number of students	24
Black	19	
White	5	
6th Period	Total number of students	20
Black	16	
White	3	
Hispanic	1	
7th Period	Total number of students	23
Black	22	
White	1	

Non Self-Contained Classes

Grade: 8-9

Teacher: P. Esteridge

1st Period	Total number of students	5
Black	3	
White	2	
2nd Period	Conference	
3rd Period	Total number of students	19
Black	12	
White	7	
4th Period	Total number of students	24
Black	17	
White	7	
5th Period	Total number of students	26
Black	15	
White	11	
6th Period	Total number of students	25
Black	16	
White	9	

7th Period	Total number of students	6
Black	2	
White	4	

Non Self-Contained Classes

Grade: 9-12

Teacher: D. Pittman

1 st Period	Total number of students	27
Black	23	
White	4	

2 nd Period	Total number of students	22
Black	13	
White	9	

3 rd Period	Total number of students	18
Black	10	
White	8	

4th Period Conference

5th Period	Total number of students	23
Black	14	
White	9	

6th Period	Total number of students	23
Black	14	
White	9	

7th Period	Total number of students	18
Black	11	
White	7	

Non Self-Contained Classes

Grade: 7-12

Teacher: S. Spain

1 st Period	Total number of students	19
Black	16	
White	3	

2 nd Period	Total number of students	17
Black	17	
White	0	

3 rd Period	Total number of students	25
Black	19	
White	6	

4th Period	Total number of students	28
Black	24	
White	4	

5th Period	Total number of students	7
Black	7	
White	0	

6th Period Conference

7th Period	Total number of students	11
Black	9	
White	2	

Non Self-Contained Classes

Grade: 9-12
 Teacher: L. Clayton

1 st Period	Total number of students	13
Black	10	
White	3	

2nd Period Conference

3 rd Period	Total number of students	10
Black	9	
White	1	

4th Period	Total number of students	15
Black	10	
White	5	

5th Period	Total number of students	18
Black	11	
White	7	

6th Period	Total number of students	18
Black	11	
White	7	

7th Period	Total number of students	10
Black	7	
White	3	

Non Self-Contained Classes

Grade: 7-8
 Teacher: L. Maxwell

1 st Period	Total number of students	15
Black	11	
White	4	

2 nd Period	Total number of students	19
Black	16	
White	3	

3 rd Period	Total number of students	16
Black	13	
White	3	

4th Period Conference

5th Period	Total number of students	11
Black	10	
White	1	

6th Period	Total number of students	8
Black	8	
White	0	

7th Period	Total number of students	12
Black	8	
White	4	

Non Self-Contained Classes

Grade: 7-8

Teacher: S. Morgan

1st Period Conference

2 nd Period	Total number of students	24
Black	20	
White	3	
Asian	1	

3 rd Period	Total number of students	28
Black	24	
White	4	

4th Period	Total number of students	23
Black	21	
White	2	

5th Period	Total number of students	20
Black	17	
White	3	

6th Period	Total number of students	18
Black	15	
White	3	

7th Period	Total number of students	18
Black	15	
White	3	

Non Self-Contained Classes

Grade: 9-12

Teacher: W. Spiva

1 st Period	Total number of students	18
Black	10	
White	8	

2 nd Period	Total number of students	23
Black	13	
White	10	

3 rd Period	Total number of students	36
Black	31	
White	5	

4th Period	Total number of students	31
Black	26	
White	5	

5th Period Conference

6th Period	Total number of students	10
Black	10	
White	0	

7th Period	Total number of students	15
Black	15	
White	0	

Non Self-Contained Classes

Grade: 8-12

Teacher: T. Quinn

1 st Period	Total number of students	6
Black	4	
White	2	

2 nd Period	Total number of students	16
Black	10	
White	6	

3 rd Period	Total number of students	9
Black	6	
White	3	

4th Period	Total number of students	26
Black	19	
White	7	

5th Period	Total number of students	23
Black	13	
White	10	

6th Period Conference

7th Period	Total number of students	17
Black	16	
White	1	

Independence High School

Non Self-Contained Classes

Grade: 7th

Teacher: M Alford

1st Period Conference

2 nd Period	Total number of students	22
Black	10	
White	12	

3 rd Period	Total number of students	24
Black	12	
White	12	

4th Period	Total number of students	24
Black	10	
White	14	

5th Period	Total number of students	20
Black	8	
White	12	

6th Period	Total number of students	23
Black	10	
White	12	
Hispanic	1	

7th Period	Total number of students	28
Black	17	
White	11	

Non Self-Contained Classes

Grade: 8th

Teacher: H. Burford

1 st Period	Total number of students	20
Black	8	
White	12	

2nd Period Conference

3 rd Period	Total number of students	9
Black	2	
White	7	

4th Period	Total number of students	20
Black	7	
White	13	

5th Period	Total number of students	25
Black	10	
White	15	

6th Period	Total number of students	12
Black	4	
White	8	

7th Period	Total number of students	21
Black	9	
White	12	

Non Self-Contained Classes

Grade: 7-8

Teacher: N. Douglas

1 st Period	Total number of students	20
Black	17	
White	3	

2 nd Period	Total number of students	20
Black	18	
White	2	

3rd Period Inclusion/Johnston

4th Period Inclusion/Rice

5th Period	Total number of students	6
Black	3	
White	3	

6th Period	Total number of students	6
Black	6	
White	0	

7th Period Conference

Non Self-Contained Classes

Grade: 7
Teacher: A. Haraway

1 st Period	Total number of students	8
Black	5	
White	3	

2nd Period Conference

3 rd Period	Total number of students	5
Black	2	
White	3	

4th Period	Total number of students	9
Black	5	
White	4	

Non Self-Contained Classes

Grade: 7
Teacher: S. Harris

1 st Period	Total number of students	23
Black	13	
White	10	

2 nd Period	Total number of students	19
Black	8	
White	11	

3 rd Period	Total number of students	22
Black	10	
White	12	

4th Period	Total number of students	23
Black	7	
White	16	

5th Period	Total number of students	19
Black	10	
White	9	

6th Period Conference

7th Period	Total number of students	19
Black	9	
White	9	
Hispanic	1	

Non Self-Contained Classes

Grade: 7-12
Teacher: M. Harrison

1st Period	Total number of students	15
Black	5	
White	9	
Hispanic	1	
2nd Period	Total number of students	14
Black	3	
White	11	
3rd Period	Total number of students	19
Black	5	
White	14	
4th Period	Total number of students	9
Black	5	
White	4	
5th Period	Conference	
6th Period	Total number of students	5
Black	2	
White	3	
7th Period	Total number of students	8
Black	3	
White	5	

Non Self-Contained Classes

Grade: 8
Teacher: J. Johnston

1st Period	Total number of students	34
Black	16	
White	18	
2nd Period	Total number of students	27
Black	12	
White	15	
3rd Period	Total number of students	28
Black	11	
White	17	
4th Period	Total number of students	30
Black	7	
White	22	
Hispanic	1	
5th Period	Conference	

Non Self-Contained Classes

Grade: 8-12
Teacher: W. Ozbirn

1st Period **Total number of students** **9**
Black **2**
White **7**

2nd Period **Total number of students** **9**
Black **2**
White **7**

3rd Period **Total number of students** **9**
Black **3**
White **6**

4th Period **Total number of students** **9**
Black **3**
White **6**

5th Period **Total number of students** **7**
Black **2**
White **5**

6th Period **Total number of students** **32**
Black **14**
White **18**

7th Period **Conference**

Non Self-Contained Classes

Grade: 7
Teacher: J. Reeves

1st Period **Total number of students** **19**
Black **7**
White **12**

2nd Period **Total number of students** **30**
Black **18**
White **12**

3rd Period **Total number of students** **23**
Black **11**
White **12**

4th Period **Conference**

5th Period **Total number of students** **22**
Black **10**
White **11**
Hispanic **1**

6th Period **Total number of students** **22**
Black **10**
White **12**

7th Period **Total number of students** **27**
Black **14**
White **13**

Non Self-Contained Classes

Grade: 8
Teacher: S. Rice

1st Period Total number of students 31
Black 16
White 15

2nd Period Conference

3rd Period Total number of students 29
Black 6
White 23

4th Period Total number of students 31
Black 21
White 10

5th Period Total number of students 31
Black 11
White 20

6th Period Total number of students 28
Black 8
White 19
Hispanic 1

Non Self-Contained Classes

Grade: 8
Teacher: S. Snelling

1st Period Total number of students 25
Black 7
White 18

2nd Period Total number of students 20
Black 4
White 16

3rd Period Total number of students 12
Black 7
White 5

4th Period Total number of students 20
Black 4
White 16

5th Period Conference

6th Period Total number of students 15
Black 8
White 7

7th Period Total number of students 25
Black 16
White 9

Non Self-Contained Classes

Grade: 7
Teacher: C. Stevens

1st Period Total number of students 25
Black 10
White 15

2nd Period Total number of students 28
Black 14
White 14

3rd Period Total number of students 31
Black 12
White 18
Hispanic 1

4th Period Total number of students 35
Black 15
White 20

5th Period Total number of students 40
Black 18
White 22

6th Period Total number of students 38
Black 19
White 19

7th Period Total number of students 35
Black 17
White 18

Non Self-Contained Classes

Grade: 7
Teacher: M. Stevens

1st Period Total number of students 23
Black 9
White 14

2nd Period Conference

3rd Period Total number of students 23
Black 15
White 8

4th Period Total number of students 26
Black 12
White 13
Hispanic 1

5th Period Total number of students 21
Black 8
White 13

6th Period Total number of students 21
Black 11
White 10

7th Period	Total number of students	26
Black	12	
White	14	

Non Self-Contained Classes

Grade:	7
Teacher:	G. Veazey

1 st Period	Total number of students	19
Black	3	
White	16	

2 nd Period	Total number of students	23
Black	10	
White	13	

3rd Period Conference

4th Period	Total number of students	24
Black	16	
White	8	

5th Period	Total number of students	23
Black	13	
White	10	

6th Period	Total number of students	24
Black	13	
White	11	

7th Period	Total number of students	22
Black	10	
White	12	

Non Self-Contained Classes

Grade:	7-8
Teacher:	A. Walker

1 st Period	Total number of students	30
Black	13	
White	17	

2 nd Period	Total number of students	30
Black	7	
White	23	

3 rd Period	Total number of students	24
Black	12	
White	11	
Hispanic	1	

4th Period Conference

5th Period	Total number of students	29
Black	15	
White	13	
Hispanic	1	

6th Period	Total number of students	30
Black	18	
White	12	

Non Self-Contained Classes

Grade: 8
Teacher: B. Zettergren

1st Period Conference

2 nd Period	Total number of students	17
Black	9	
White	8	

3 rd Period	Total number of students	16
Black	7	
White	9	

4th Period	Total number of students	18
Black	7	
White	11	

5th Period	Total number of students	18
Black	7	
White	11	

6th Period	Total number of students	18
Black	5	
White	13	

7th Period	Total number of students	19
Black	8	
White	10	
Hispanic	1	

Non Self-Contained Classes

Grade: 9-10
Teacher: B. Bowlin

1 st Period	Total number of students	15
Black	4	
White	11	

2 nd Period	Total number of students	24
Black	12	
White	12	

3 rd Period	Total number of students	27
Black	12	
White	14	
Hispanic	1	

4th Period	Total number of students	30
Black	11	
White	19	

5th Period	Total number of students	24
Black	14	
White	10	

6th Period	Total number of students	11
Black	2	
White	9	

7th Period Conference

Non Self-Contained Classes

Grade: 9-12

Teacher: P. Brinkley

1 st Period	Total number of students	10
Black	4	
White	6	

2 nd Period	Total number of students	12
Black	5	
White	7	

3 rd Period	Total number of students	10
Black	1	
White	8	
Asian	1	

4th Period	Total number of students	13
Black	4	
White	9	

5th Period	Total number of students	11
Black	3	
White	8	

6th Period Conference

7th Period	Total number of students	19
Black	8	
White	11	

Non Self-Contained Classes

Grade: 9

Teacher: E. Bryant

1 st Period	Total number of students	18
Black	7	
White	11	

2 nd Period	Total number of students	17
Black	6	
White	11	

3 rd Period	Total number of students	26
Black	11	
White	15	

4th Period	Total number of students	25
Black	13	
White	12	

5th Period	Total number of students	25
Black	9	
White	16	

6th Period	Total number of students	18
Black	6	
White	11	
Hispanic	1	

7th Period Conference

Non Self-Contained Classes

Grade: 10
Teacher: T. Carpenter

1 st Period	Total number of students	20
Black	9	
White	11	

2nd Period Conference

3 rd Period	Total number of students	32
Black	11	
White	21	

4th Period	Total number of students	25
Black	10	
White	13	
Asian	1	

5th Period	Total number of students	32
Black	14	
White	18	

6th Period	Total number of students	14
Black	3	
White	11	

7th Period	Total number of students	13
Black	6	
White	7	

Non Self-Contained Classes

Grade: 9-11
Teacher: I. Clark

1 st Period	Total number of students	8
Black	4	
White	4	

2 nd Period	Total number of students	22
Black	12	
White	10	

3rd Period Conference

4th Period	Total number of students	32
Black	19	
White	13	

5th Period	Total number of students	19
Black	13	
White	6	

6th Period	Total number of students	18
Black	9	
White	9	

7th Period	Total number of students	29
Black	15	
White	13	
Hispanic	1	

Non Self-Contained Classes

Grade: 9
Teacher: R. Collins

1 st Period	Total number of students	13
Black	5	
White	8	

2 nd Period	Total number of students	25
Black	8	
White	17	

3 rd Period	Total number of students	14
Black	6	
White	8	

4th Period	Total number of students	27
Black	10	
White	16	
Hispanic	1	

5th Period	Total number of students	26
Black	15	
White	11	

6th Period	Total number of students	14
Black	11	
White	3	

7th Period Conference

Non Self-Contained Classes

Grade: 9-12
Teacher: R. Ferguson

1 st Period	Total number of students	11
Black	2	
White	9	

2 nd Period	Total number of students	13
Black	5	
White	8	

3rd Period Conference

4th Period	Total number of students	10
Black	5	
White	5	

5th Period	Total number of students	14
Black	4	
White	10	

6th Period	Total number of students	5
Black	3	
White	2	

7th Period	Total number of students	20
Black	9	
White	11	

Non Self-Contained Classes

Grade: 9-12

Teacher: T. Holland

1 st Period	Total number of students	27
Black	9	
White	18	

2 nd Period	Total number of students	29
Black	12	
White	16	
Hispanic	1	

3 rd Period	Total number of students	17
Black	4	
White	13	

4th Period Conference

5th Period	Total number of students	17
Black	5	
White	12	

6th Period	Total number of students	24
Black	7	
White	17	

7th Period	Total number of students	25
Black	11	
White	14	

Non Self-Contained Classes

Grade: 9-12

Teacher: C. Howell

1 st Period	Total number of students	14
Black	7	
White	7	

2 nd Period	Total number of students	13
Black	6	
White	7	

3 rd Period	Total number of students	18
Black	10	
White	8	

4th Period	Total number of students	24
Black	14	
White	10	

5th Period	Total number of students	26
Black	18	
White	8	

6th Period Conference

7th Period	Total number of students	28
Black	14	
White	14	

Non Self-Contained Classes

Grade: 9-12
Teacher: T. Lacefield

1 st Period	Total number of students	22
Black	12	
White	10	

2 nd Period	Total number of students	24
Black	9	
White	14	
Asian	1	

3 rd Period	Total number of students	28
Black	11	
White	17	

4th Period	Total number of students	26
Black	12	
White	14	

5th Period	Total number of students	28
Black	14	
White	14	

6th Period Conference

7th Period	Total number of students	15
Black	8	
White	7	

Non Self-Contained Classes

Grade: 9-12
Teacher: L. Malone

1 st Period	Total number of students	15
Black	4	
White	11	

2 nd Period	Total number of students	18
Black	5	
White	13	

3 rd Period	Total number of students	7
Black	1	
White	6	

4th Period	Total number of students	4
Black	1	
White	3	

5th Period	Total number of students	8
Black	1	
White	7	

6th Period	Total number of students	8
Black	1	
White	7	

7th Period Conference

Non Self-Contained Classes

Grade: 9-12
Teacher: J. McCarver

1 st Period	Total number of students	19
Black	7	
White	12	

2 nd Period	Total number of students	33
Black	8	
White	25	

3 rd Period	Total number of students	16
Black	4	
White	12	

4th Period Conference

5th Period	Total number of students	26
Black	5	
White	20	
Hispanic	1	

6th Period	Total number of students	7
Black	0	
White	7	

7th Period	Total number of students	14
Black	2	
White	12	

Non Self-Contained Classes

Grade: 9-12
Teacher: M. McFarlin

1 st Period	Total number of students	33
Black	8	
White	24	
Asian	1	

2 nd Period	Total number of students	31
------------------------	--------------------------	----

Black	10		
White	21		
3 rd Period	Total number of students	21	
Black	12		
White	10		
4th Period	Total number of students	31	
Black	16		
White	15		
5th Period	Total number of students	4	
Black	2		
White	2		
6th Period	Total number of students	21	
Black	14		
White	7		
7th Period	Conference		
Non Self-Contained Classes			
Grade:	9-12		
Teacher:	P. Moore		
1 st Period	Total number of students	28	
Black	2		
White	26		
2 nd Period	Total number of students	9	
Black	2		
White	6		
Hispanic	1		
3 rd Period	Total number of students	23	
Black	9		
White	14		
4th Period	Conference		
5th Period	Total number of students	7	
Black	2		
White	5		
6th Period	Total number of students	27	
Black	8		
White	19		
7th Period	Total number of students	20	
Black	4		
White	16		
Non Self-Contained Classes			
Grade:	9-12		
Teacher:	G. Patterson		
1 st Period	Total number of students	18	
Black	5		
White	13		

2 nd Period	Total number of students	26
Black	12	
White	14	

3 rd Period	Total number of students	22
Black	4	
White	18	

4th Period Conference

Non Self-Contained Classes

Grade: 9-12
Teacher: P. Quinn

1 st Period	Total number of students	17
Black	9	
White	8	

2 nd Period	Total number of students	26
Black	8	
White	18	

3 rd Period	Total number of students	23
Black	12	
White	11	

4 th Period	Total number of students	11
Black	2	
White	9	

5 th Period	Total number of students	16
Black	8	
White	8	

6 th Period	Total number of students	18
Black	7	
White	11	

7th Period Conference

Non Self-Contained Classes

Grade: 9-11
Teacher: S. Scott

1 st Period	Total number of students	29
Black	13	
White	16	

2 nd Period	Total number of students	26
Black	9	
White	17	

3 rd Period	Total number of students	29
Black	14	
White	15	

4th Period Conference

5th Period Tech Prep

6th Period	Total number of students	29
Black	13	
White	16	

7th Period	Total number of students	31
Black	10	
White	21	

Non Self-Contained Classes
Grade: 9-10
Teacher: R. Shaheen

1 st Period	Total number of students	17
Black	3	
White	14	

2 nd Period	Total number of students	19
Black	13	
White	6	

3 rd Period	Total number of students	26
Black	10	
White	16	

4th Period	Total number of students	34
Black	5	
White	29	

5th Period	Total number of students	28
Black	14	
White	14	

6th Period	Total number of students	21
Black	8	
White	13	

7th Period Conference

Non Self-Contained Classes
Grade: 9-10 SPED
Teacher: S. Trantum

1st Period SECD

2nd Period SECD

3rd Period SECD

4 th Period	Total number of students	31
------------------------	--------------------------	----

Black	15
White	16

5th Period SECD

6th Period Conference

7 th Period	Total number of students	6
Black	4	
White	2	

Non Self-Contained Classes

Grade: 11-12 SPED
Teacher: M. White

1 st Period	Inclusion - R. Lusher	
2 nd Period	Total number of students	5
Black	2	
White	3	
3 rd Period	Inclusion - P. Quinn	
4 th Period	Inclusion – M. McFarlin	
5 th Period	Inclusion – I. Clark	
6 th Period	Total number of students	3
Black	2	
White	1	
7 th Period	Conference	

Non Self-Contained Classes

Grade: 10-12
Teacher: B. Woolfolk

1 st Period	Total number of students	13
Black	7	
White	6	
2 nd Period	Conference	
3 rd Period	Total number of students	21
Black	12	
White	9	
4 th Period	Total number of students	20
Black	5	
White	15	
5 th Period	Total number of students	19
Black	7	
White	12	
6 th Period	Total number of students	26
Black	15	
White	11	
7 th Period	Total number of students	24
Black	6	
White	18	

Paragraph 2 under 9

The number of full time white teachers in the school district is 138 . The number of full time black teachers in the school district is 42. The number of full time Hispanic teachers in the school district is 0.

The number of full time white teachers in school is:

East Tate Elementary	29
Independence High School	36
Coldwater Elementary School	39
Coldwater High School	17
Strayhorn Elementary School	27

The number of full time black teachers in each school is:

East Tate Elementary	10
Independence High School	5
Coldwater Elementary School	14
Coldwater High School	13
Strayhorn Elementary School	0

The number of full time Hispanic teacher in each school is:

East Tate Elementary	0
Independence High School	0
Coldwater Elementary School	0
Coldwater High School	0
Strayhorn Elementary School	0

The district does not employ any part time teachers.

Paragraph 3 under 9:

The transportation system of the school district is desegregated completely, with the exception of a few remote areas, where only one race lives on the school bus route.

Paragraph 4 under 9:

All the facilities such as gymnasiums, auditoriums, and cafeterias are being operated on a desegregated basis.

Paragraph 5 under 9:

Tate County Board constructed buildings at East Tate Elementary Administrations building, Strayhorn Elementary Cafeteria and classroom building, Coldwater Elementary Gymnasium and classroom building, Independence Middle School Band Hall and Tech Prep Building, Coldwater High School Band Hall and Independence High School classroom building.

Paragraph 6 under 9:

The Tate County School Board has not sold or abandoned any school facilities, equipment, or supplies of any value since July 2, 1970.

The Tate County School Board has donated 1 ½ acres in the Strayhorn Community of Tate County to a Tate County non-profit organization and 3.3 acres to the Poagville Volunteer Fire Department.


Address:
Tate County School District
574 Court Street
Coldwater, MS 38618

CERTIFICATE OF COMPLIANCE


We, the current superintendent of Tate County School District and its attorneys of record, certify that we have received the directives of the 1970 desegregation order governing this case, student and teacher data and the yearly audits of the school district, and certify that to the best of our knowledge and based on the information currently available to the District the information reported in this report is true and correct and directly responsive to the District's reporting requirements set forth in this court's 1970 order. Dated this the 20th day of December, 2016.



Dr. Daryl Scoggin
Superintendent



John Lamar
Attorney for the District



Jamie Jacks
Attorney for the District

2001-2002
Judges Report

FOR THE NORTHERN DISTRICT OF MISSISSIPPI

signed

DELTA DIVISION

KELLY MCNEAL, ET. AL,)
)
 PLAINTIFFS)
)
 V.)
)
 TATE COUNTY SCHOOL DISTRICT, ET. AL)
)
 DEFENDENTS)

No. DC7029-S

REPORT

In pursuant to and in accordance with the order of the court entered the 4th day of August, 1970, in the above style and numbered cause, the defendents, Tate County School Board of Education, hereby files its report as directed by Section 9 of said order:

Paragraph 1 under 9

This report reflects the information according to the three zones as defined in the Court's order in said cause: namely, Easterly zone, Northwesterly zone, and Southwesterly zone. (1) The Easterly zone embraces the attendance centers of East Tate and Independence; (2) the Northwesterly zone embraces the attendance centers of Tate County and Coldwater; (3) the Southwesterly zone consists of Strayhorn Attendance Center and each zone operates as a unitary system.

In reporting paragraph one under nine, the number of students by race enrolled in the school district is entered the 4th day of August, 1970, in the above style and numbered cause, the defendants, Tate County School Board of Education, hereby files its report as directed by Section 9 of said order:

Paragraph 1 under 9

This report reflects the information according to the three zones as defined in the Court's order in said cause: namely, Easterly zone, Northwesterly zone, and Southwesterly zone. (1) The Easterly zone embraces the attendance centers of East Tate and Independence; (2) the Northwesterly zone embraces the attendance centers of Tate County and Coldwater; (3) the Southwesterly zone consists of Strayhorn Attendance Center and each zone operates as a unitary system.

In reporting paragraph one under nine, the number of students by race enrolled in the school district is

Whites	1,510
Blacks	1,376
Total	2,886

The number of students by race enrolled at:

East Tate Elementary	White	482
	Black	350
	Total	832
Independence High School	White	414
	Black	318
	Total	732
Coldwater Elementary School	White	46
	Black	376
	Total	422

Tate County	White	108
(Coldwater High School)	Black	320
	Total	428

Strayhorn Elementary	White	460
	Black	12
	Total	472

The number of students by race enrolled in each classroom in each school is:

Strayhorn Elementary

Kindergarten	Section 1:	Black 0
		White 25
	Section 2:	Black 0
		White 24
First Grade	Section 1:	Black 0
		White 18
	Section 2:	Black 0
		White 18
	Section 3:	Black 1
		White 17
	Section 4:	Black 0
		White 16
Second Grade	Section 2:	Black 0
		White 15
	Section 3:	Black 0
		White 15

Strayhorn Elementary

Third Grade **Section 1: Black 0**
White 24

Section 2: Black 0
White 26

Fourth Grade **Section 1: Black 0**
White 25

Section 2: Black 0
White 24

Fifth Grade **Section 1: Black 1**
White 29

Section 2: Black 3
White 30

Sixth Grade **Section 1: Black 2**
White 21

Section 2: Black 0
White 21

Section 3: Black 0
White 18

Strayhorn Elementary

Lacefield

Seventh Grade

- 1 Black 1
White 23
- 2 Black 1
White 25
- 3 Conference
- 4 Black 1
White 25
- 5 Study Hall
- 6 Black 1
White 25
- 7 Black 1
White 23

Harris

Seventh Grade

- 1 Black 1
White 25
- 2 Black 1
White 23
- 3 Black 0
White 22
- 4 Black 1
White 23
- 5 Black 2
White 21
- 6 Conference
- 7 Black 5

White 17

Strayhorn Elementary

Moore

Eighth Grade

1

Black 0

White 22

2

Black 5

White 17

3

Black 5

White 17

4

Conference

5

Study Hall

6

Black 0

White 22

7

Black 5

White 22

Brock

Seventh & Eighth Grade

1

Administration

2

Administration

3

Black 1

White 25

4

Black 0

White 22

5

Conference

6

Black 5

White 17

7

Administration

Strayhorn Elementary

Special Education

Perrigin

Black 0

White 10

Coldwater Elementary School

Kindergarten

Section 1: Black 18

White 2

Section 2: Black 11

White 5

Section 3: Black 20

White 1

First Grade

Section 1: Black 18

White 0

Section 2: Black 11

White 1

Section 3: Black 14

White 3

Section 4: Black 12

White 2

Second Grade

Section 1: Black 14

White 1

Section 2: Black 15

White 1

Section 3: Black 11

White 3

Coldwater Elementary

Third Grade

Section 1: Black 17

White 0

Section 2: Black 15

White 3

Section 3: Black 14

White 3

Fourth Grade

Section 1: Black 18

White 0

Section 2: Black 11

White 4

Section 3: Black 17

White 0

Fifth Grade

Section 1: Black 22

White 3

Section 2: Black 21

White 0

Section 3: Black 21

White 2

Sixth Grade

Section 1: Black 23

White 1

Section 2: Black 25

White 2

Section 3: Black 28

White 2

Coldwater Elementary

Special Education

Grade 52 & Grade 54 Stiedle Black 1

White 2

Grade 56 Conard Black 13

White 6

East Tate Elementary Kindergarten Section 1: Black 9

White 13

Section 2: Black 10

White 13

Section 3: Black 8

White 13

Section 4: Black 5

White 17

Section 5: Black 11

White 11

First Grade Section 1: Black 7

White 14

Section 2: Black 10

White 9

Section 3: Black 9

White 10

Section 4: Black 9

White 10

Section 5: Black 9

White 12

East Tate Elementary

Second Grade

Section 1: Black 7

White 11

Section 2: Black 8

White 12

Section 3: Black 6

White 11

Section 4: Black 7

White 9

Section 5: Black 7

White 10

Section 6: Black 9

White 10

Third Grade

Section 1: Black 9

White 12

Section 2: Black 10

White 12

Section 3: Black 9

White 12

Section 4: Black 7

White 13

Section 5: Black 8

White 12

Section 6: Black 9

White 12

East Tate Elementary

Fourth Grade (4-1)

Acers

Black 8

White 16

Fourth Grade (4-2)

Roehm

Black 11

White 16

Fourth Grade (4-3)

Edwards

Black 7

White 20

Fourth Grade (4-4)

Newman

Black 10

White 15

Fourth Grade (4-5)

Williams (Self-Contained)

Black 10

White 16

Fifth Grade (5-1)

Askew

Black 14

White 14

Fifth Grade (5-2)

Taylor

Black 14

White 13

Fifth Grade (5-3)

Melton

Black 9

White 20

Fifth Grade (5-4)

Bailey

Black 12

White 15

Fifth Grade (5-5)

Lee

Black 11

White 16

East Tate Elementary

Sixth Grade (6-1)
File

Black 10

White 12

Sixth Grade (6-2)
Baker

Black 10

White 13

Sixth Grade (6-3)
Collins

Black 8

White 14

Sixth Grade (6-4)
Edwards

Black 10

White 13

Sixth Grade (6-5)
Bullock

Black 11

White 10

Sixth Grade (6-6)
Burkhalter

Black 11

White 11

Independence High School
Baldwin

(9th – 12th Grades)

1

Black 7

White 14

2

Black 6

White 16

3

Black 8

White 8

4

Black 10

Baldwin (continued)

	White 22
5	Black 17
	White 15
6	Black 7
	White 3
7	Conference

Bowlin

(9th – 11th Grades)

1	Black 10
	White 14
2	Black 9
	White 17
3	Black 2
	White 11
4	Conference
5	Black 13
	White 14
6	Black 5
	White 11
7	Black 16
	White 10

Brinkley

(9th – 12th Grades)

1	Black 6
	White 5
2	Black 4

Brinkley (continued)

	White 7
3	Black 10
	White 14
4	Black 10
	White 10
5	Conference
6	Black 15
	White 5
7	Black 9
	White 7

Bryant

(9th Grade)

1	Black 6
	White 14
2	Black 14
	White 5
3	Black 4
	White 11
4	Black 9
	White 12
5	Black 8
	White 15
6	Black 10
	White 8
7	Conference

Burford

(7th grade)

- | | |
|---|------------|
| 1 | Black 10 |
| | White 17 |
| 2 | Conference |
| 3 | Black 12 |
| | White 16 |
| 4 | Black 11 |
| | White 16 |
| 5 | Black 13 |
| | White 8 |
| 6 | Black 7 |
| | White 22 |
| 7 | Black 10 |
| | White 14 |

Carpenter

(7th Grade)

- | | |
|---|------------|
| 1 | Black 7 |
| | White 9 |
| 2 | Black 16 |
| | White 18 |
| 3 | Conference |
| 4 | Black 11 |
| | White 20 |
| 5 | Black 10 |
| | White 9 |
| 6 | Black 12 |
| | White 18 |

	7	Black 7
		White 17
Carson (9 th – 12 th Grade)	1	Black 7
		White 11
	2	Black 7
		White 13
	3	Black 8
		White 14
	4	Black 13
		White 16
	5	Black 11
		White 19
	6	Black 14
		White 9
	7	Conference
Dearman (SPED)		
(9 th & 10 th Grade)	1	Black 4
		White 2
	2	Black 4
		White 4
	3	Black 4
		White 4
	4	Conference
	5	Black 4
		White 6

Dearman (continued)

6

Black 9

White 7

7

Black 9

White 7

N. Douglas (SPED)

1

Black 18

White 4

2

Black 16

White 1

3

Inclusion

4

Inclusion

5

Black 4

White 2

6

Black 4

White 6

7

Conference

Ferguson

1

White 12

(9th – 12th Grade)

Black 7

2

White 9

Black 12

3

Conference

4

Black 3

White 13

5

Black 5

White 16

6

Black 8

White 13

	7	Black 10
		White 11
Harroway (SPED)	1	Black 5
(7 th Grade)		White 2
	2	Inclusion
	3	Inclusion
	4	Conference
	5	Inclusion
	6	Black 6
		White 1
	7	Inclusion
Harrison (9 th -12 th Grade)		
Art	1	Black 4
		White 7
	2	Black 7
		White 6
	3	Black 3
		White 9
	4	Black 3
		White 5
	5	Conference
	6	Black 3
		White 2
	7	Black 2
		White 11

Lacefield

(10th – 12th Grade)

- | | |
|---|------------|
| 1 | Black 9 |
| | White 19 |
| 2 | Black 3 |
| | White 7 |
| 3 | Black 15 |
| | White 16 |
| 4 | Black 8 |
| | White 11 |
| 5 | Black 8 |
| | White 21 |
| 6 | Conference |
| 7 | Black 14 |
| | White 11 |

Lusher

(10th – 12th Grade)

- | | |
|---|----------|
| 1 | Black 6 |
| | White 7 |
| 2 | Black 10 |
| | White 9 |
| 3 | Black 8 |
| | White 13 |
| 4 | Black 6 |
| | White 17 |
| 5 | Black 13 |
| | White 17 |

Independence High School

Lusher (continued)	6	Black 8 White 10
	7	Conference
Malone		
(10 th – 12 th Grade)	1	White 4 Black 12
	2	Black 1 White 10
	3	Black 0 White 5
	4	Black 1 White 7
	5	Black 3 White 9
	6	Black 2 White 3
	7	Conference
Ozborn	1	Black 2 White 7
(9 th – 12 th Grade)	2	Black 2 White 7
	3	Conference
	4	Black 4 White 5

Ozbirn (continued)

5

Black 7

White 0

6

Black 5

White 4

7

Black 4

White 5

Quinn

(9th - 12th Grade)

1

Black 16

White 11

2

Black 12

White 6

3

Black 8

White 14

4

Black 9

White 18

5

Conference

6

Black 12

White 10

7

Black 12

White 14

Reeves

(7th Grade)

1

Black 4

White 13

Independence High School

M. Stevens

(8th Grade)

1	Black 5
	White 11
2	Black 6
	White 14
3	Black 10
	White 9
4	Conference
5	Black 8
	White 10
6	Black 7
	White 10
7	Black 8
	White 8

Trussell

SPED – (9th Grade)

1	Black 6
	White 5
2	Black 6
	White 5
3	Conference
4	Black 5
	White 5
5	Inclusion
6	Inclusion

Trussell (continued)	7	Black 8
		White 7

Walker

(8 th Grade)	1	Black 8
		White 16
	2	Black 16
		White 10
	3	Black 12
		White 13
	4	Black 17
		White 12
	5	Black 13
		White 17
	6	Conference
	7	Black 5
		White 20

Wilder

(9 th - 12 th Grade)	1	Black 10
		White 15
	2	Black 13
		White 15
	3	Black 9
		White 18
	4	Black 15
		White 20

Wilder (continued)

(9 th – 12 th Grade)	5	Black 13 White 9
	6	Conference
	7	Black 13 White 15

White (SPED)

(10 th – 12 th Grade)	1	Inclusion
	2	Inclusion
	3	Inclusion
	4	Black 2 White 1
	5	Black 3 White 2
	6	Inclusion
	7	Conference

Moore

(7 th – 12 th Grade)	1	Black 12 White 7
	2	Black 3 White 16
	3	Black 20 White 12
	4	Black 5 White 4
	5	Conference

Moore (continued) 6 Black 11
White 26

7 Black 3
White 13

Holland

(9th – 12 Grade) 1 Black 10
White 12

2 Black 15
White 14

3 Black 9
White 20

4 Black 5
White 15

5 Black 12
White 19

6 Black 12
White 11

7 Black 12
White 11

Coldwater High School

Ball

(7th – 12th Grade) 1 Black 15
White 7

2 Black 10
White 4

Ball (continued)	3	Black 8
		White 1
	4	Black 15
		White 9
	5	Conference
	6	Black 17
		White 8
7	Black 17	
	White 7	

Batemon

(7 th & 8 th Grade)	1	Black 7
		White 5
	2	Black 2
		White 3
	3	Black 6
		White 0
	4	Black 7
		White 3
	5	Black 6
		White 4
	6	Black 10
		White 1
	7	Conference

Beavers

(9 th – 12 th Grade)	1	Black 15
		White 5

Beavers (continued)	2	Black 12 White 5
	3	Black 25 White 4
	4	Black 20 White 3
	5	Black 12 White 1
	6	Black 17 White 6
	7	Conference

P. Brown

(10th – 12th Grade)	1	Black 12 White 4
	2	Black 13 White 4
	3	Black 15 White 4
	4	Black 25 White 1
	5	Conference
	6	Black 3 White 0
	7	Black 8 White 14

Case

(9th – 12 Grade)

- | | |
|---|------------|
| 1 | Black 4 |
| | White 1 |
| 2 | Black 4 |
| | White 1 |
| 3 | Black 11 |
| | White 8 |
| 4 | Conference |
| 5 | Black 8 |
| | White 12 |
| 6 | Black 8 |
| | White 12 |
| 7 | Black 5 |
| | White 19 |

Clayton

(9th – 12th Grade)

- | | |
|---|------------|
| 1 | Black 2 |
| | White 3 |
| 2 | Conference |
| 3 | Black 6 |
| | White 0 |
| 4 | Black 10 |
| | White 2 |
| 5 | Black 21 |
| | White 6 |

Clayton (continued)

6 Black 21

White 4

7 Black 6

White 4

Cohran

(8th – 12th Grade)

1 Black 2

White 1

2 Black 9

White 1

3 Black 4

White 1

4 Black 11

White 5

5 Black 6

White 2

6 Black 7

White 3

7 Conference

Cummings

(7th – 12th Grade)

1 Black 6

White 2

2 Black 10

White 4

Cummings (continued)	3	Black 10
		White 2
	4	Black 12
		White 3
	5	Black 10
		White 2
	6	Black 12
	White 3	
	7	Conference

Dandridge

(7 th – 12 th Grade)	1	Black 18
		White 4
	2	Conference
	3	Black 23
		White 3
	4	Black 27
		White 4
	5	Black 11
		White 5
	6	Black 20
		White 0
	7	Black 11
		White 5

Durham

SPED (9th – 12th Grade)

- | | |
|---|--------------------|
| 1 | Conference |
| 2 | Black 5
White 5 |
| 3 | Black 3
White 3 |
| 4 | Black 2
White 3 |
| 5 | Black 1
White 1 |
| 6 | Black 2
White 0 |
| 7 | Black 2
White 1 |

Gullett

(7th – 10th Grade)

- | | |
|---|---------------------|
| 1 | Black 7
White 1 |
| 2 | Black 16
White 0 |
| 3 | Conference |
| 4 | Black 4
White 1 |
| 5 | Black 19
White 4 |
| 6 | Black 4
White 6 |

Gullett (continued) 7 Black 9
White 4

Hood

(7th Grade) 1 Black 19
White 0

2 Black 12
White 1

3 Black 12
White 5

4 Black 15
White 2

5 Black 20
White 1

6 Black 16
White 3

7 Conference

Jannik

(9th – 12th Grade) 1 Black 16
White 1

2 Black 22
White 3

3 Conference

4 Black 20
White 8

5 Black 19
White 7

Jannik (continued) 6 Black 21
White 5

7 Black 20
White 3

Johnson

(7th – 12th Grade) 1 Black 12
White 0

2 Black 9
White 2

3 Black 3
White 0

4 Black 7
White 0

5 Black 10
White 0

6 Conference

7 Black 16

White-1

S. Jones

(9th – 12th Grade) 1 Black 14
White 6

2 Black 6
White 9

3 Black 19
White 2

4 Conference

S. Jones (continued)	5	Black 14
		White 4
	6	Black 20
		White 8
	7	Black 19
		White 6

Keeler

(9 th – 12 th Grades)	1	Black 23
		White 5
	2	Black 15
		White 9
	3	Black 11
		White 9
	4	Black 13
		White 4
	5	Black 17
		White 6
	6	Black 11
		White 3
	7	Conference

Merrell

(8 th – 12 th Grades)	1	Black 11
		White 2
	2	Black 14
		White 3
	3	Black 9

Merrell (continued)

- White 3
- 4 Conference
- 5 Black 14
- White 2
- 6 Black 11
- White 1
- 7 Black 8
- White 2

Morgan

(7th – 12th Grades)

- 1 Black 17
- White 4
- 2 Conference
- 3 Black 10
- White 5
- 4 Black 20
- White 1
- 5 Black 14
- White 1
- 6 Black 16
- White 1
- 7 Black 11
- White 2

Norman

(8th – 12th Grades)

1	Black 4
	White 2
2	Black 3
	White 0
3	Black 3
	White 1
4	Conference
5	Black 4
	White 1
6	Black 2
	White 2
7	Black 2
	White 2

Red

(7th – 8th Grades)

1	Black 16
	White 4
2	Black 3
	White 0
3	Conference
4	Black 9
	White 1
5	Black 8
	White 3
6	Black 8
	White 2

7 Black 16
White 5

Sams

(7th – 12th Grades)

1 Black 4
White 3

2 Black 3
White 3

3 Black 4
White 3

4 Black 4
White 1

5 Black 4
White 3

6 Conference

7 Black 2
White 3

Morton

(7th – 12th Grades)

1 Black 9
White 5

2 Black 26
White 3

3 Black 12
White 8

4 Black 45
White 8

5 Conference

6 Black 3
White 1

7 Black 14
White 3

Spiva

(9th – 12th Grades)

1 Black 12
White 9

2 Black 21
White 8

3 Black 29
White 6

4 Black 17
White 3

5 Conference

6 Black 12
White 9

7 Black 12
White 0

Thompson

(7th – 12th Grades)

1 Black 11
White 4

2 Black 22
White 5

3 Black 19
White 4

4 Black 16

White 1

5

Black 4

White 1

6

Black 8

White 0

7

Black 8

White 0

Towles

(7th – 12th Grades)

1

Black 23

White 0

2

Black 24

White 1

3

Black 12

White 3

4

Conference

5

Black 16

White 5

6

Black 16

White 0

7

Black 15

White 3

Whitten

(9th – 12th Grades)

1

Black 10

White 8

2

Black 13

White 3

Whitten (continued)	3	Black 16
		White 4
	4	Conference
	5	Black 19
		White 14
	6	Black 23
		White 7
7	Conference	

Wright

(7 th – 12 th Grades)	1	Black 6
		White 4
	2	Black 10
		White 5
	3	Black 10
		White 2
	4	Black 12
	White 2	
5	Black 21	
	White 3	
6	Conference	
7	Black 21	
	White 3	

Yow

(SPED)

Seventh - Twelfth

1

Black 2

White 0

2

Black 2

White 0

3

Black 2

White 0

4

Black 2

White 0

5

Black 2

White 0

6

Black 2

White 0

7

Conference

Young

(9th - 12th Grades)

1

Black 17

White 5

2

Black 20

White 8

3

Black 14

White 13

4

Conference

5

Black 24

White 7

Young (continued)

6

Black 11

White 3

7

Black 13

White 4

Paragraph 2 under 9

The number of full time white teachers in the school district is 133 . The number of full time black teachers in the school district is 35. The number of full time Hispanic teachers in the school district is 0.

The number of full time white teachers in school is:

East Tate Elementary	37
Independence High School	39
Coldwater Elementary School	16
Coldwater High School	16
Strayhorn Elementary School	25

The number of full time black teachers in each school is:

East Tate Elementary	10
Independence High School	2
Coldwater Elementary School	9
Coldwater High School	10
Strayhorn Elementary School	1

The number of full time Hispanic teacher in each school is:

East Tate Elementary	0
Independence High School	0
Coldwater Elementary School	0
Coldwater High School	0
Strayhorn Elementary School	0

The district does not employ any part time teachers.

Paragraph 3 under 9:

The transportation system of the school district is desegregated completely, with the exception of a few remote areas, where only one race lives on the school bus route.

Paragraph 4 under 9:

All the facilities such as gymnasiums, auditoriums, and cafeterias are being operated on a desegregated basis.

Paragraph 5 under 9:

Tate County Board constructed buildings at East Tate Elementary Administrations building, Strayhorn Elementary Cafeteria and classroom building, Coldwater Elementary Gymnasium and classroom building, Independence Middle School Band Hall and Tech Prep Building, Coldwater High School Band Hall and Independence High School classroom building.

Paragraph 6 under 9:


The Tate County School Board has not sold or abandoned any school facilities, equipment, or supplies of any value since July 2, 1970.

The Tate County School Board has donated 1 ½ acres in the Strayhorn Community of Tate County to a Tate County non-profit organization and 3.3 acres to the Poagville Volunteer Fire Department.


Address:
Tate County School District
574 Court Street
Coldwater, MS 38618

CERTIFICATE OF COMPLIANCE

We, the current superintendent of Tate County School District and its attorneys of record, certify that we have received the directives of the 1970 desegregation order governing this case, student and teacher data and the yearly audits of the school district, and certify that to the best of our knowledge and based on the information currently available to the District the information reported in this report is true and correct and directly responsive to the District's reporting requirements set forth in this court's 1970 order. Dated this the 20th day of December, 2016.



Dr. Daryl Scoggin
Superintendent



John Lamar
Attorney for the District



Jamie Jacks
Attorney for the District

FOR THE NORTHERN DISTRICT OF MISSISSIPPI

DELTA DIVISION

KELLY MCNEAL, ET. AL,)

PLAINTIFFS)

V.)

TATE COUNTY SCHOOL DISTRICT, ET. AL)

DEFENDENTS)

No. DC7029-S

REPORT

In pursuant to and in accordance with the order of the court entered the 4th day of August, 1970, in the above style and numbered cause, the defendents, Tate County School Board of Education, hereby files its report as directed by Section 9 of said order:

Paragraph 1 under 9

This report reflects the information according to the three zones as defined in the Court's order in said cause: namely, Easterly zone, Northwesterly zone, and Southwesterly zone. (1) The Easterly zone embraces the attendance centers of East Tate and Independence; (2) the Northwesterly zone embraces the attendance centers of Tate County and Coldwater; (3) the Southwesterly zone consists of Strayhorn Attendance Center and each zone operates as a unitary system.

In reporting paragraph one under nine, the number of students by race enrolled in the school district is entered the 4th day of August, 1970, in the above style and numbered cause, the defendents, Tate County School Board of Education, hereby files its report as directed by Section 9 of said order:

Paragraph 1 under 9

This report reflects the information according to the three zones as defined in the Court's order in said cause: namely, Easterly zone, Northwesterly zone, and Southwesterly zone. (1) The Easterly zone embraces the attendance centers of East Tate and Independence; (2) the Northwesterly zone embraces the attendance centers of Tate County and Coldwater; (3) the Southwesterly zone consists of Strayhorn Attendance Center and each zone operates as a unitary system.

In reporting paragraph one under nine, the number of students by race enrolled in the school district is

Whites	1,465
Blacks	1,459
Total	2,924

The number of students by race enrolled at:

East Tate Elementary	White	494
	Black	414
	Total	908
<hr/>		
Independence High School	White	371
	Black	303
	Total	674
<hr/>		
Coldwater Elementary School	White	89
	Black	409
	Total	498
<hr/>		

Tate County	White	112
(Coldwater High School)	Black	319

	Total	431
--	-------	-----

Strayhorn Elementary	White	399
----------------------	-------	-----

	Black	14
--	-------	----

	Total	413
--	-------	-----

The number of students by race enrolled in each classroom in each school is:

Strayhorn Elementary

First Grade	Section 1:	Black	1
		White	22
	Section 2:	Black	1
		White	22
Second Grade	Section 1:	Black	0
		White	23
	Section 2:	Black	2
		White	20
Third Grade	Section 1:	Black	0
		White	17
	Section 2:	Black	0
		White	17
	Section 3:	Black	0
		White	18
Fourth Grade	Section 1:	Black	1
		White	31

Fourth Grade	Section 2:	Black	1
		White	31
Fifth Grade	Section 1:	Black	0
		White	28
	Section 2:	Black	3
		White	25
Sixth Grade	Section 1:	Black	5
		White	20
	Section 2:	Black	1
		White	20
Atkinson			
Seventh and Eighth Grade	1	Black	1
		White	25
	2	Black	0
		White	15
	3	Conference	
	4	Black	1
		White	16
	5	Black	1
		White	16
	6	Black	1
		White	25

Miller

Seventh and Eighth Grade	1	Black	1
		White	16
	2	Black	1
		White	25
	3	Conference	
	4	Black	1
		White	25
	5	Black	0
		White	15
	6	Black	0
		White	15

Moore

Seventh and Eighth Grade	1	Black	0
		White	15
	2	Black	1
		White	16
	3	Conference	
	4	Black	0
		White	15
	5	Black	1
		White	25
	6	Black	1
		White	16

Perkins

(Talented & Gifted)

Third - Eighth Grade

1	Black	0
	White	3
2	Black	1
	White	3
3	Black	0
	White	4
	Black	4
4	Black	2
	White	2
5	Black	0
	White	4
6	Black	0
	White	4

Shingler

Art	1	Black	2
		White	23
	2	Black	4
		White	14
	3	Black	1
		White	18
	4	Black	1
		White	18
	5	Black	2
		White	16
	6	Black	1
		White	20

Stricklen

Special Education	1	Black	1
		White	8
	2	Black	1
		White	8
	3	Black	1
		White	8
	4	Conference	
	5	Black	1
		White	8
	6	Black	1
		White	8

Thompson

Special Education

1	Black	0
	White	10
2	Black	0
	White	5
3	Black	0
	White	3
4	Conference	
5	Black	0
	White	8
6	Black	0
	White	1

Coldwater Elementary School

Kindergarten

Section 1:	Black	16
	White	3
Section 2:	Black	17
	White	4
Section 3:	Black	14
	White	7

Coldwater Elementary School

First Grade	Section 1:	Black	23	
		White	3	
	Section 2:	Black	13	
		White	2	
	Section 3:	Black	23	
		White	3	
	Second Grade	Section 1:	Black	14
			White	3
		Section 2:	Black	20
White			0	
Section 3:		Black	20	
		White	3	
Third Grade		Section 1:	Black	14
			White	4
		Section 2:	Black	16
	White		2	

Third Grade

Section 3:	Black	15
	White	2

Section 4:	Black	17
	White	1

Shead

Fourth Grade

1	Black	9
	White	1
2	Black	19
	White	2
3	Black	16
	White	1
4	Conference	
5	Black	17
	White	4
6	Black	17
	White	4

McIngvale

Fourth Grade	1	Black	21
		White	2
	2	Conference	
		3	Black
	White		2
	4	Black	19
		White	2
	5	Black	21
		White	2

Jarjoura

Fifth Grade	1	Black	23
		White	8
	2	Black	23
		White	8
	3	Conference	
		4	Black
	White		8
	5	Black	26
		White	5
	6	Black	26
		White	5
	7	Black	26
		White	5

Taylor

Fifth and Sixth Grade	1	Conference	
	2	Black	26
		White	5
	3	Black	19
		White	5
	4	Black	26
		White	5
	5	Black	21
		White	4
	6	Black	19
		White	4
	7	Black	23
		White	8

Conley

Fifth and Sixth Grade	1	Black	15
		White	2
	2	Black	20
		White	6
	3	Black	26
		White	6
	4	Black	23
		White	5
	5	Black	22
		White	7

(Conley) continued	6	Black	23
		White	7
	7	Conference	

Humphrey

Sixth Grade	1	Black	19
		White	5
	2	Black	19
		White	4
	3	Black	19
		White	4
	4	Black	19
		White	4
	5	Black	19
		White	4
	6	Black	21
		White	4
	7	Conference	

Hutcherson

Sixth Grade	1	Black	22
(Block Schedule)		White	4
	2	Black	19
		White	5

Edwards

Speech	1	Black	4
		White	3
	2	Black	7
		White	0
	3	Black	5
		White	0
	4	Black	4
		White	0
	5	Black	6
		White	1

Ferrell

Gifted	1	Black	5
		White	1
	2	Black	3
		White	2
	3	Black	2
		White	0
	4	Black	2
		White	0
	5	Black	5
		White	0

Beevers

Fourth - Sixth	1	Office	
	2	Office	
	3	Office	
	4	Black	76
		White	10
	5	Black	49
	White	14	
	6	Black	60
		White	13

Sinquefield

Pre-K	Section 1:	Black	2
		White	1
	Section 2:	Black	3
		White	3

Independence High School

Bolden

Seventh	1	Black	3
		White	16
	2	Black	10
		White	8
	3	Black	8
		White	9
	4	Black	5
		White	4
	5	Black	10
		White	10
	6	Conference	
	7	Black	7
		White	13

Bowlin

Nineth - Eleventh Grade	1	Black	8
		White	7
	2	Black	7
		White	6
	3	Black	15
		White	12
	4	Black	8
		White	13
Bowlin	5	Black	13

(continued)

	White	6
6	Black	11
	White	10
7	Conference	

Burford

Eighth Grade

1	Black	7
	White	13
2	Black	9
	White	10
3	Conference	
4	Black	5
	White	11
5	Black	8
	White	10
6	Black	9
	White	12
7	Black	12
	White	12

Carpenter

Tenth Grade

1	Black	14
	White	6
2	Black	12
	White	8
3	Black	15
	White	11
4	Black	12

(Carpenter)

(continued)

White 16

5 Conference

6 Black 7

White 8

7 Black 4

White 6

Clark

Eleventh Grade

1 Black 12

White 7

2 Conference

3 Black 8

White 13

4 Black 10

White 11

5 Black 10

White 12

6 Black 14

White 13

7 Black 9

White 12

Collins

Ninth Grade

1 Conference

2 Black 9

White 10

Collins	3	Black	11
(continued)		White	9
	4	Black	6
		White	12
	5	Black	6
		White	7
	6	Black	8
		White	20
	7	Black	2
		White	4
Ferguson			
Ninth - Twelfth Grade	1	Black	7
		White	11
	2	Black	7
		White	13
	3	Black	2
		White	8
	4	Black	4
		White	10
	5	Black	2
		White	6
	6	Conference	
	7	Black	8
		White	2

Harrison

Art	1	Black	5
		White	11
2		Black	3
		White	9
3		Black	8
		White	5
4		Black	3
		White	7
5		Black	4
		White	7
6		Conference	
7		Black	2
		White	4

Lacefield

Tenth - Twelfth Grade	1	Black	15
		White	12
2		Black	6
		White	10
3		Black	9
		White	10
4		Conference	
5		Black	6
		White	8
6		Black	7
		White	8

Lacefield

(continued)	7	Black	18
		White	8

Lusher

Tenth - Twelfth Grade	1	Black	10
		White	11
	2	Conference	
	3	Black	10
		White	9
	4	Black	12
		White	18
	5	Black	13
		White	16
	6	Black	11
		White	15
	7	Black	6
		White	12

Malone

Agriculture	1	Black	3
		White	11
	2	Black	2
		White	5
	3	Black	5
		White	7

Ozborn

Drivers Education	1	Black	5
		White	5
2	Black	1	
	White	7	
3	Conference		
4	Black	6	
	White	6	
5	Black	4	
	White	3	
6	Black	8	
	White	18	
7	Black	15	
	White	14	

Quinn

Ninth - Twelfth Grade	1	Black	11
		White	6
2	Black	13	
	White	12	
3	Black	3	
	White	5	
4	Black	6	
	White	16	
5	Conference		
6	Black	7	
	White	8	

Quinn	7	Black	8
(continued)		White	12
Reeves			
Seventh Grade	1	Black	5
		White	9
	2	Black	13
		White	12
	3	Black	9
		White	9
	4	Black	7
		White	15
	5	Black	6
		White	5
	6	Conference	
	7	Black	12
		White	19
Scott			
Ninth - Tenth Grade	1	Black	13
		White	6
	2	Black	11
		White	18
	3	Black	12
		White	15
	4	Black	16
		White	14
	5	Conference	

Scott

(continued)	6	Black	1
		White	1

Stewart

Eighth Grade	1	Black	13
		White	17
	2	Black	11
		White	29
	3	Black	12
		White	15
	4	Conference	
	5	Black	18
		White	24

White

Special Education	1	Black	2
		White	3
	2	Black	4
		White	2

Woolfolk

Ninth - Twelfth Grade	1	Black	3
		White	15
	2	Black	12
		White	15
	3	Conference	
	4	Black	1
		White	5

Woolfolk

(continued)

5	Black	8
	White	5
6	Black	15
	White	8
7	Black	7
	White	10

Brinkley

Ninth - Twelfth Grade

1	Black	6
	White	13
2	Black	12
	White	10
3	Black	6
	White	12
4	Black	14
	White	10
5	Black	9
	White	4
6	Black	2
	White	4
7	Conference	

Howell

Ninth - Twelfth Grade

1	Black	16
	White	5
2	Black	11
	White	7

Howell

(continued)

3	Conference	
4	Black	10
	White	5
5	Black	11
	White	11
6	Black	11
	White	8
7	Black	6
	White	7

Moore

Band Director

1	Black	14
	White	13
2	Black	5
	White	8
3	Black	3
	White	15
4	Black	14
	White	21

Bolden

Seventh Grade

1	Black	4
	White	16
2	Black	11
	White	8
3	Black	9
	White	10

Bolden

(continued)

4	Black	4
	White	7
5	Conference	
6	Black	10
	White	10
7	Black	7
	White	13

Patterson

Ninth - Twelfth Grade

1	Black	10
	White	12
2	Conference	
3	Black	13
	White	11
4	Black	5
	White	2

Baldwin

Eighth - Ninth Grade

1	Black	14
	White	1
2	Black	15
	White	10
3	Black	18
	White	11
4	Black	13
	White	15
5	Black	17

		White	9
Bryant			
Ninth	1	Black	12
		White	12
	2	Black	11
		White	13
	3	Black	3
		White	9
	4	Conference	
	5	Black	10
		White	12
	6	Black	20
		White	4
	7	Black	5
		White	12
McFarlin			
Tenth - Twelfth	1	Conference	
	2	Black	8
		White	14
	3	Black	11
		White	13
	4	Black	14
		White	17
	5	Black	0
		White	7
	6	Black	7

		White	11
	7	Black	8
		White	11
Merritt			
Special Education	1	Black	1
		White	1
	2	Black	5
		White	5
	3	Black	1
		White	3
Tranum			
Special Education	1	Black	3
		White	1
	2	Black	4
		White	1
Veazey			
Seventh	1	Black	6
		White	14
	2	Conference	
	3	Black	5
		White	18
	4	Black	8
		White	11
	5	Black	13
		White	10
	6	Black	9\

Veazey

(continued)

		White	6
7		Black	12
		White	10

Zettergren

Eighth

1		Black	12
		White	9
2		Black	12
		White	8
3		Black	10
		White	9
4		Black	14
		White	4
5		Black	13
		White	8
6		Conference	
7		Black	9
		White	11

Harraway

Special Education

1		Black	3
		White	4
2		Black	2
		White	3
3		Black	6
		White	1

Dunford

Special Education	1	Black	4
		White	0
	2	Black	3
		White	0
	3	Black	7
		White	1
	4	Black	9
		White	3

Carson

Tenth - Twelfth	1	Black	10
		White	7
	2	Conference	
	3	Black	6
		White	17
	4	Black	9
		White	12
	5	Black	8
		White	14
	6	Black	10
		White	11

Snelling

Eighth	1	Black	6
		White	11
	2	Black	17
		White	15

Snelling

(continued)

3	Black	4
	White	14
4	Black	11
	White	19
5	Black	4
	White	15
6	Conference	
7	Black	15
	White	12

Alford

Seventh

1	Black	13
	White	9
2	Black	13
	White	9
3	Black	6
	White	5
4	Black	12
	White	10
5	Conference	
6	Black	6
	White	6
7	Black	15
	White	13

Walker

Seventh - Eighth	1	Black	11
		White	22
	2	Black	10
		White	22
	3	Black	12
		White	13
	4	Black	14
		White	14

Douglas

Special Education	1	Black	3
		White	3
	2	Black	3
		White	3
	3	Black	3
		White	4

Rice

Eighth	1	Black	11
		White	11
	2	Black	9
		White	18
	3	Black	12
		White	13
	4	Black	8
		White	10
	5	Black	16

		White	17
Brewer			
Ninth - Tenth	1	Black	15
		White	14
	2	Black	0
		White	3
	3	Black	11
		White	6

Shaheen

Ninth - Tenth	1	Black	7
		White	10
	2	Conference	
	3	Black	16
		White	12
	4	Black	10
		White	7
	5	Black	15
		White	5
	6	Black	7
		White	8
	7	Black	5

White 10

McKinney

Seventh - Eighth

1 Black 2

White 5

2 Black 16

White 14

3 Black 10

White 12

4 Black 13

White 15

5 Conference

6 Black 11

White 20

7 Black 7

White 16

Coldwater High School

Ball

Seventh - Twelfth

1 Black 9

White 8

2 Black 15

White 3

3 Conference

Ball

(continued)

4	Black	19
	White	5
5	Black	12
	White	2
6	Black	13
	White	1
7	Black	18
	White	3

Bateman

Seventh - Twelfth

1	Black	12
	White	3
2	Black	4
	White	2
3	Black	12
	White	2
4	Black	10
	White	1
5	Black	9
	White	4
6	Conference	
7	Black	8
	White	3

Bearden

Seventh - Twelfth	5	Black	26
		White	7
	6	Black	48
		White	12
	7	Black	67
		White	41

Blend

Seventh - Twelfth	1	Black	1
		White	12
	2	Black	1
		White	12
	3	Black	4
		White	8
	4	Black	4
		White	8
5		Conference	
	6	Black	6
		White	4
	7	Black	6
		White	4

Brewer

Nineth - Twelfth	1	Black	12
		White	0
	2	Black	6
		White	0
	3	Black	17
		White	4
	4	Conference	
	5	Black	11
		White	0
	6	Black	5
		White	0
	7	Black	17
		White	3

Brown

Seventh - Twelfth	1	Black	13
		White	5
	2	Black	17
		White	2
	3	Black	11
		White	9
	4	Black	12
		White	4
	5	Black	11
		White	3

Brown

(continued)	6	Black	9
		White	6
	7	Conference	

Burns

Tenth - Twelfth	1	Black	5
		White	6
	2	Black	5
		White	6
	3	Black	3
		White	11
	4	Black	3
		White	11
	5	Black	2
		White	10
	6	Black	2
		White	10
	7	Conference	

Case

Seventh - Twelfth	1	Black	1
		White	1
	2	Black	0
		White	5
	3	Black	5
		White	10

Case

(continued)

4	Black	6
	White	15
5	Black	0
	White	1
6	Black	1
	White	11
7	Conference	

Clayton

Seventh - Twelfth

1	Black	9
	White	3
2	Conference	
3	Black	34
	White	10
4	Black	34
	White	0
5	Black	26
	White	5
6	Black	27
	White	7
7	Black	10
	White	4

Dandridge

Seventh - Twelfth	1	Black	13
		White	7
	2	Black	16
		White	4
	3	Conference	
	4	ISS	
	5	Black	15
		White	0
	6	Black	11
		White	2
	7	Black	23
		White	0

Durham

Seventh - Twelfth	1	Black	7
		White	0
	2	Black	3
		White	1
	3	Black	7
		White	1
	4	Conference	
	5	Black	5
		White	2
	6	Black	2
		White	2
	7	Black	1
		White	0

Gullett

Seventh - Twelfth	1	Black	10
		White	7
2		Black	12
		White	3
3		Black	12
		White	6
4		Black	12
		White	4
5		Black	11
		White	4
6		Black	15
		White	4
7		Conference	

Gunn

Seventh - Twelfth	1	Black	8
		White	6
2		Black	14
		White	4
3		Conference	
4		Black	11
		White	2
5		Black	11
		White	3
6		Black	6
		White	2

Gum	7	Black	11
(continued)		White	5
Hardwick			
Seventh - Twelfth	1	Black	28
		White	5
	2	Black	28
		White	12
	3	Black	14
		White	6
	4	Black	15
		White	8
	5	Black	13
		White	6
	6	Black	16
		White	8
	7	Conference	
Harris, J.			
Seventh - Twelfth	1	Black	6
		White	3
	2	Black	5
		White	6
	3	Conference	
	4	Black	4
		White	4
	5	Black	5

		White	1
J. Harris	6	Black	5
(continued)		White	2
	7	Black	3
		White	6
Hawkins			
Seventh - Twelfth	1	Black	12
		White	13
	2	Black	34
		White	5
	3	Black	10
		White	2
	4	Black	30
		White	4
	5	Black	28
		White	4
	6	Conference	
	7	Black	1
		White	3
Hood			
Seventh - Twelfth	1	Black	12
		White	4
	2	Black	14
		White	5
	3	Black	17
		White	7

4	Conference	
5	Black	15
	White	6
6	Black	19
	White	2
7	Black	21
	White	5

Jackson

Seventh - Twelfth

1	Black	5
	White	1
2	Black	6
	White	0
3	Conference	

Jackson

(continued)

4	Black	3
	White	1
5	Black	1
	White	0
6	Black	4
	White	2
7	Black	3

Johnson

Seventh - Twelfth

1	Black	5
	White	1

2	Black	6
	White	4
3	Black	12
	White	3
4	Black	11
	White	1
5	Conference	
6	Black	11
	White	4
7	Black	11
	White	2

Keeler

Seventh - Twelfth

1	Black	26
	White	14
2	Black	7
	White	4
3	Black	34
	White	8
4	Black	17
	White	1
5	Black	24
	White	8

Keeler

(continued)

6	Black	11
---	-------	----

		White	8
	7	Conference	
Maxwell			
Seventh - Twelfth	1	Black	11
		White	2
	2	Black	11
		White	1
	3	Black	15
		White	5
	4	Conference	
	5	Black	12
		White	4
	6	Black	15
		White	7
	7	Black	17
		White	4
McGraw			
Seventh - Twelfth	1	Black	17
		White	3
	2	Black	8
		White	2
	3	Black	15
		White	5
	4	Conference	
	5	Black	12
		White	8

	6	Black	16
		White	6
	7	Black	9
		White	1
Morgan			
Seventh - Twelfth	1	Black	13
		White	4
	2	Conference	
	3	Black	17
		White	5
	4	Black	15
		White	6
	5	Black	15
		White	3
	6	Black	13
		White	4
Morgan			
(continued)	7	Black	14
		White	3
Pittman			
Seventh - Twelfth	1	Black	7
		White	1
	2	Black	13
		White	5

3	Conference	
4	Black	10
	White	13
5	Black	16
	White	5
6	Black	13
	White	7
7	Black	14
	White	5

Quinn

Seventh - Twelfth

1	Black	15
	White	8
2	Black	15
	White	7
3	Black	13
	White	5
4	Black	14
	White	4
5	Black	17
	White	4
6	Conference	
7	Black	9
	White	2

Spain

Seventh - Twelfth

1	Black	14
	White	9

	2	Black	24
		White	11
	3	Black	21
		White	5
Spain			
(continued)	4	Black	24
		White	7
	5	Conference	
	6	Black	18
		White	18
	7	Black	18
		White	18
Spiva			
Seventh - Twelfth	1	Black	24
		White	3
	2	Black	28
		White	12
	3	Black	16
		White	1
	4	Black	36
		White	10
	5	Conference	
	6	Black	4
		White	1
	7	Black	29
		White	6

Stone

Seventh - Twelfth	1	Black	10
		White	6
2		Black	14
		White	2
3		Black	19
		White	6
4		Black	10
		White	8
5		Black	10
		White	10

Stone

(continued)

6		Black	17
		White	0
7		Conference	

Thompson

Seventh - Twelfth	1	Black	6
		White	9
2		Black	14
		White	6
3		Black	16
		White	4
4		Conference	
5		Black	14
		White	5

	6	Black	6
		White	2
	7	Black	12
		White	6
Towles			
Seventh - Twelfth	1	Black	12
		White	3
	2	Black	11
		White	3
	3	Black	14
		White	8
	4	Conference	
Towles			
(continued)	5	Black	20
		White	5
	6	Black	13
		White	6
	7	Black	21
		White	1
White			
Seventh - Twelfth	1	Conference	
	2	Black	5
		White	3
	3	Black	6
		White	3
	4	Black	7

	White	3
5	Black	3
	White	1
6	Black	7
	White	4
7	Black	6
	White	3

Wright

Seventh - Twelfth	1	Black	19
		White	1
	2	Black	10
		White	3
	3	Black	11
		White	1
	4	Black	11
		White	4
	5	Black	20
		White	1
	6	Conference	
	7	Black	23
		White	0

Yow

(SPED)

Seventh - Twelfth	1	Black	4
		White	3
	2	Black	4
		White	3
	3	Black	4
		White	3
	4	Black	4
		White	3
	5	Black	4
		White	3

Yow

(continued)	6	Black	4
		White	3
	7	Conference	

East Tate Elementary

Kindergarten	Section 1:	Black	8
		White	12
	Section 2:	Black	11
		White	9
	Section 3:	Black	8
White		13	
Section 4:	Black	9	
	White	10	
Section 5:	Black	12	
	White	9	
First Grade	Section 1:	Black	12

		White	11
	Section 2:	Black	14
		White	12
	Section 3:	Black	12
		White	14
	Section 4:	Black	9
		White	16
	Section 5:	Black	11
		White	16
Second Grade	Section 1:	Black	8
		White	16
	Section 2:	Black	9
		White	14
	Section 3:	Black	9
		White	14
	Section 4:	Black	8
		White	15
	Section 5:	Black	9
		White	12
Third Grade	Section 1:	Black	11
		White	11
	Section 2:	Black	12
		White	11
Third Grade	Section 3:	Black	10
		White	10
	Section 4:	Black	11
		White	12
	Section 5:	Black	10
		White	12
	Section 6:	Black	11
		White	12
Fourth Grades			
Callicott	1	Black	15
(Block Schedule)		White	13

	2	Black	14
		White	14
Red (Block Schedule)	1	Black	14
		White	14
	2	Black	15
		White	13
Rhodes (Block Schedule)	1	Black	14
		White	14
	2	Black	12
		White	16
Newman (Block Schedule)	1	Black	12
		White	16
	2	Black	14
		White	14
Williams Self-Contained	1	Black	12
		White	14
Fifth Grades			
Peete	1	Black	13
		White	18
	2	Black	14
		White	15
	3	Black	13
		White	18
Lee (Block Schedule)	1	Black	13
		White	17
	2	Black	13
		White	18
Bunnell	1	Black	13
		White	18
	2	Black	13
		White	17
	3	Black	13

		White	17
	4	Black	13
		White	17
Edwards	1	Black	14
		White	16
	2	Black	13
		White	18
	3	Black	13
		White	17
	4	Black	13
		White	17
Russell	1	Black	13
		White	18
	2	Black	13
		White	18
	3	Black	13
		White	18
	4	Black	14
		White	16
	5	Black	14
		White	16
Harris (Block Schedule)	1	Black	13
		White	15
	2	Black	13
		White	12
Harthcock	1	Black	12
		White	14
	2	Black	14
		White	14
	3	Black	12
		White	14
	4	Black	14
		White	14

5	Black	14
	White	14

6	Conference	
---	------------	--

Bailey, Pam
(Sixth Grade)

1	Black	13
	White	12

2	Black	13
	White	17

3	Black	13
	White	12

4	Black	13
	White	12

5	Black	14
	White	14

6	Conference	
---	------------	--

Vadis Lee
(Sixth Grade)

1	Black	14
	White	14

2	Black	14
	White	14

3	Black	14
	White	14

4	Black	14
	White	14

5	Black	13
	White	17

6	Black	13
	White	14

7	Conference	
---	------------	--

Collins
(Sixth Grade)

1	Black	8
	White	17

2	Black	13
	White	12

Collins
(continued)

3	Black	8
	White	17
4	Black	12
	White	14
5	Black	8
	White	16
6	Black	8
	White	16
7	Conference	

Paragraph 2 under 9

The number of full time white teachers in the school district is 133. The number of full time black teachers in the school district is 48. The number of full time Hispanic teachers in the school district is 0.

The number of full time white teachers in school is:

East Tate Elementary	37
Independence High School	39
Coldwater Elementary School	16
Coldwater High School	16
Strayhorn Elementary School	26

The number of full time black teachers in each school is:

East Tate Elementary	12
Independence High School	8
Coldwater Elementary School	12
Coldwater High School	14
Strayhorn Elementary School	2

The number of full time Hispanic teacher in each school is:

East Tate Elementary	0
Independence High School	0
Coldwater Elementary School	0
Coldwater High School	0
Strayhorn Elementary School	0

The District does not employ part time teachers.

Paragraph 3 under 9:

The transportation system of the school district is desegregated completely, with the exception of a few remote areas, where only one race lives on the school bus route.

Paragraph 4 under 9:

All the facilities such as gymnasiums, auditoriums, and cafeterias are being operated on a desegregated basis.

Paragraph 5 under 9:

Tate County Board has not constructed any buildings.

Paragraph 6 under 9:

The Tate County School Board has not sold or abandoned any school facilities, equipment, or supplies of any value since July 2, 1970.

Address:

Tate County School District

574 Court Street

Coldwater, MS 38618

CERTIFICATE OF COMPLIANCE


We, the current superintendent of Tate County School District and its attorneys of record, certify that we have received the directives of the 1970 desegregation order governing this case, student and teacher data and the yearly audits of the school district, and certify that to the best of our knowledge and based on the information currently available to the District the information reported in this report is true and correct and directly responsive to the District's reporting requirements set forth in this court's 1970 order. Dated this the 20th day of December, 2016.



Dr. Daryl Scoggin
Superintendent



John Lamar
Attorney for the District



Jamie Jacks
Attorney for the District

FOR THE NORTHERN DISTRICT OF MISSISSIPPI

DELTA DIVISION

KELLY MCNEAL, ET.AL.

PLAINTIFFS

V.

TATE COUNTY SCHOOL DISTRICT, ET.AL

DEFENDENTS

REPORT

)
)
)
)
)
)
)
)
)
)
)
)
)

No. DC7029-S

In pursuant to and in accordance with the order of the court entered the 4th Day of August, 1970, in the above style and numbered cause, the defendants, Tate county School Board of Education hereby files its reports as directed by section 9 of said order:

Paragraph 1 under 9

This report reflects the information according to the three zones as defined in the Court's order in said cause: namely, Easterly zone, Northwesterly zone, and Southwesterly zone. (1) the Easterly zone embraces the attendance centers of East Tate and Independence; (2) the Northwesterly zone embraces the attendance centers of Tate County and Coldwater; (3) the Southwesterly zone consists of Strayhorn Attendance Center and each zone operates as a unitary system.

In reporting paragraph one under the nine, the number of students by race enrolled in the school district is entered the 4th day of August, 1970, in the above style and numbered cause, the defendants, Tate county School Board of Education, hereby files its report as directed by Section 9 of said order:

Paragraph 1 under 9

This report reflects the information according to the three zones as defined in the Court's order in said cause: namely, Easterly zone, Northwesterly zone and Southwesterly zone. (1) The Easterly zone embraces the attendance centers of East Tate and Independence; (2) the Northwesterly zone embraces the attendance centers of Tate County and Coldwater; (3) the Southwesterly zone consists of Strayhorn Attendance Center and each zone operate as a unitary system.

In reporting paragraph one under nine, the number of students by race enrolled in the school district is:

White	1,437
Black	1,322
Hispanic	41
Asian	1
Native American	<u>0</u>
TOTAL	2,801

The number of students by race enrolled:

Coldwater Elementary School	White	48
	Black	332
	Hispanic	0
	Asian	0
	Native American	<u>0</u>
	TOTAL	380
<hr/>		
East Tate Elementary	White	490
	Black	315
	Hispanic	14
	Asian	0
	Native American	<u>0</u>
	TOTAL	819
<hr/>		
Strayhorn Elementary School	White	430
	Black	15
	Hispanic	17
	Asian	1
	Native American	<u>0</u>
	TOTAL	463

Coldwater High School (Tate County)	White	106
	Black	332
	Hispanic	0
	Asian	0
	Native American	0
	TOTAL	438

Independence High School	White	363
	Black	328
	Hispanic	10
	Asian	0
	Native American	0
	TOTAL	701

The number of students by race enrolled in each classroom in each school is:

Coldwater Elementary School

Grade: SPED/Preschool DD
Teacher: M. Ratliff

Total Number of Students: 7
Black 3
White 4
Hispanic 0
Asian 0
Native American 0

Grade: SPED/56 (Pre-K)
Teacher: C. Sams

Total Number of Students: 8
Black 6
White 2
Hispanic 0
Asian 0
Native American 0

Grade: Kindergarten
Teacher: R. Bradley

Total Number of Students: 17
Black 15
White 2
Hispanic 0
Asian 0
Native American 0

Grade: Kindergarten
Teacher: S. Lindsey

Total Number of Students: 16
Black 15
White 1
Hispanic 0
Asian 0
Native American 0

Grade: Kindergarten
Teacher: R. Red

Total Number of Students: 16
Black 14
White 2
Hispanic 0
Asian 0
Native American 0

Grade: First
Teacher: D. Armstrong

Total Number of Students: 18
Black 17
White 1
Hispanic 0
Asian 0
Native American 0

Grade: First
Teacher: L. Logan

Total Number of Students: 14
Black 13
White 1
Hispanic 0
Asian 0
Native American 0

Grade: First
Teacher: A. Neal

Total Number of Students: 18
Black 15
White 3
Hispanic 0
Asian 0
Native American 0

Grade: SPED/2nd - 4th
Teacher: J. Conard

Total Number of Students: 10
Black 10
White 0
Hispanic 0
Asian 0
North American 0

Grade: Second
Teacher: D. Berry

Total Number of Students: 13
Black 12
White 1
Hispanic 0
Asian 0
Native American 0

Grade: Second
Teacher: M. McLeod

Total Number of Students: 13
Black 10
White 3
Hispanic 0
Asian 0
Native American 0

Grade: Second
Teacher: L. Miller

Total Number of Students: 12
Black 11
White 1
Hispanic 0
Asian 0
Native American 0

Grade: Second
Teacher: W. Webb

Total Number of Students: 13
Black 12
White 1
Hispanic 0
Asian 0
Native American 0

Grade: Third
Teacher: O. Caldwell

Total Number of Students: 15

Black	15
White	0
Hispanic	0
Asian	0
Native American	0

Grade: Third
Teacher: G. Floyd

Total Number of Students: 17

Black	15
White	2
Hispanic	0
Asian	0
Native American	0

Grade: Third
Teacher: A. Giddens

Total Number of Students: 16

Black	12
White	4
Hispanic	0
Asian	0
Native American	0

Grade: Fourth
Teacher: E. Fox

Total Number of Students: 18

Black	18
White	0
Hispanic	0
Asian	0
Native American	0

Grade: Fourth
Teacher: E. Branch

Total Number of Students: 16

Black	13
White	3
Hispanic	0
Asian	0
North American	0

Grade: Fourth
Teacher: C. Shead

Total Number of Students: 15
Black 13
White 2
Hispanic 0
Asian 0
Native American 0

Grade: Fifth
Teacher: J. Mihalovits

Total Number of Students: 19
Black 15
White 4
Hispanic 0
Asian 0
North American 0

Grade: Fifth
Teacher: J. Taylor

Total Number of Students: 19
Black 19
White 0
Hispanic 0
Asian 0
Native American 0

Grade: Fifth
Teacher: K. Underwood

Total Number of Students: 17
Black 16
White 1
Hispanic 0
Asian 0
Native American 0

Grade: SPED/5th & 6th
Teacher: D. Deschler

Total Number of Students: 8
Black 5
White 3
Hispanic 0
Asian 0
Native American 0

Grade: Sixth
Teacher: G. Conley

Total Number of Students: 18
Black 17
White 1
Hispanic 0
Asian 0
Native American 0

Grade: Sixth
Teacher: R. Humphrey

Total Number of Students: 19
Black 18
White 1
Hispanic 0
Asian 0
Native American 0

Grade: Sixth
Teacher: W. Hutcherson

Total Number of Students: 19
Black 17
White 2
Hispanic 0
Asian 0
Native American 0

Grade: Sixth
Teacher: J. Taylor

Total Number of Students: 20
Black 18
White 2
Hispanic 0
Asian 0
Native American 0

East Tate Elementary

Grade: Kindergarten
Teacher: A. Anderson

Total Number of Students: 22
Black 9
White 13
Hispanic 0
Asian 0
Native American 0

Grade: Kindergarten
Teacher: B. Bradley

Total Number of Students: 24
Black 10
White 13
Hispanic 1
Asian 0
Native American 0

Grade: Kindergarten
Teacher: N. Grant

Total Number of Students: 23
Black 8
White 15
Hispanic 0
Asian 0
Native American 0

Grade: Kindergarten
Teacher: J. Haywood

Total Number of Students: 22
Black 10
White 11
Hispanic 1
Asian 0
Native American 0

Grade: Kindergarten
Teacher: A. Williams

Total Number of Students: 23
Black 8
White 14
Hispanic 1
Asian 0
Native American 0

Grade: First
Teacher: R. Conner

Total Number of Students: 21
Black 8
White 13
Hispanic 0
Asian 0
Native American 0

Grade: First
Teacher: C. Ferguson

Total Number of Students: 22
Black 10
White 12
Hispanic 0
Asian 0
Native American 0

Grade: First
Teacher: N. Holden

Total Number of Students: 18
Black 3
White 14
Hispanic 1
Asian 0
Native American 0

Grade: First
Teacher: T. Joiner Richardson

Total Number of Students: 20
Black 9
White 11
Hispanic 0
Asian 0
Native American 0

Grade: First
Teacher: M. Kinard

Total Number of Students: 20
Black 9
White 11
Hispanic 0
Asian 0
Native American 0

Grade: First
Teacher: M. Smith

Total Number of Students: 20
Black 8
White 12
Hispanic 0
Asian 0
Native American 0

Grade: Second
Teacher: S. Blair

Total Number of Students: 18
Black 5
White 13
Hispanic 0
Asian 0
Native American 0

Grade: Second
Teacher: N. Darnell

Total Number of Students: 19
Black 5
White 14
Hispanic 0
Asian 0
Native American 0

Grade: Second
Teacher: R. Darnell

Total Number of Students: 16
Black 5
White 10
Hispanic 1
Asian 0
Native American 0

Grade: Second
Teacher: L. Nicholson

Total Number of Students: 15
Black 2
White 13
Hispanic 0
Asian 0
Native American 0

Grade: Second
Teacher: C. Stahl

Total Number of Students: 19
Black 6
White 12
Hispanic 1
Asian 0
Native American 0

Grade: Second
Teacher: P. Walker

Total Number of Students: 19

Black	6
White	12
Hispanic	1
Asian	0
Native American	0

Grade: Third
Teacher: P. Baker

Total Number of Students: 15

Black	6
White	9
Hispanic	0
Asian	0
Native American	0

Grade: Third
Teacher: J. Gant

Total Number of Students: 16

Black	7
White	9
Hispanic	0
Asian	0
Native American	0

Grade: Third
Teacher: J. Graham

Total Number of Students: 14

Black	6
White	8
Hispanic	0
Asian	0
Native American	0

Grade: Third
Teacher: J. Lindsey

Total Number of Students: 16

Black	6
White	9
Hispanic	1
Asian	0
Native American	0

Grade: Third
Teacher: D. May

Total Number of Students: 17
Black 9
White 8
Hispanic 0
Asian 0
Native American 0

Grade: Third
Teacher: B. Hines

Total Number of Students: 18
Black 10
White 7
Hispanic 1
Asian 0
Native American 0

Grade: Fourth
Teacher: C. Cox

Total Number of Students: 21
Black 5
White 16
Hispanic 0
Asian 0
Native American 0

Grade: Fourth
Teacher: K. Creecy

Total Number of Students: 19
Black 6
White 13
Hispanic 0
Asian 0
Native American 0

Grade: Fourth
Teacher: C. McClinton

Total Number of Students: 15
Black 8
White 7
Hispanic 0
Asian 0
Native American 0

Grade: Sped.
Teacher: R. Pittman

Total Number of Students: 12

Black	3
White	9
Hispanic	0
Asian	0
Native American	0

Grade: Fourth
Teacher: M. Williams

Total Number of Students: 23

Black	9
White	13
Hispanic	1
Asian	0
Native American	0

Grade: Fourth
Teacher: V. Williams

Total Number of Students: 21

Black	10
White	11
Hispanic	0
Asian	0
Native American	0

Grade: Fifth
Teacher: P. Bailey

Total Number of Students: 24

Black	6
White	17
Hispanic	1
Asian	0
Native American	0

Grade: Fifth
Teacher: L. Higgins

Total Number of Students: 23

Black	10
White	13
Hispanic	0
Asian	0
Native American	0

Grade: Fifth
Teacher: A. Lee

Total Number of Students: 22
Black 9
White 13
Hispanic 0
Asian 0
Native American 0

Grade: Fifth
Teacher: M. Melton

Total Number of Students: 18
Black 8
White 10
Hispanic 0
Asian 0
Native American 0

Grade: Fifth
Teacher: K. Roehm

Total Number of Students: 23
Black 9
White 14
Hispanic 0
Asian 0
Native American 0

Grade: Fifth
Teacher: J. Strickland

Total Number of Students: 15
Black 11
White 4
Hispanic 0
Asian 0
Native American 0

Grade: Sixth
Teacher: L. Badgett

Total Number of Students: 25
Black 8
White 17
Hispanic 0
Asian 0
Native American 0

Grade: Sixth
Teacher: M. Clayton-Anderson

Total Number of Students: 25

Black	6
White	19
Hispanic	0
Asian	0
Native American	0

Grade: Sixth
Teacher: C. File

Total Number of Students: 23

Black	7
White	16
Hispanic	0
Asian	0
Native American	0

Grade: Sixth
Teacher: J. Lee

Total Number of Students: 24

Black	10
White	13
Hispanic	1
Asian	0
Native American	0

Grade: Sixth
Teacher: V. Logan

Total Number of Students: 26

Black	8
White	17
Hispanic	1
Asian	0
Native American	0

Grade: Sped.
Teacher: M. Rowley

Total Number of Students: 16

Black	10
White	6
Hispanic	0
Asian	0
Native American	0

Grade: Kindergarten
Teacher: B. Bailey

Total Number of Students: 24
Black 1
White 21
Hispanic 2
Asian 0
Native American 0

Grade: Kindergarten
Teacher: B. Barham

Total Number of Students: 24
Black 3
White 19
Hispanic 2
Asian 0
Native American 0

Grade: Kindergarten
Teacher: B. Rhodes

Total Number of Students: 24
Black 0
White 24
Hispanic 0
Asian 0
Native American 0

Grade: First
Teacher: J. Edwards

Total Number of Students: 20
Black 2
White 18
Hispanic 0
Asian 0
Native American 0

Grade: First
Teacher: S. Miller

Total Number of Students: 22
Black 3
White 18
Hispanic 1
Asian 0
Native American 0

Grade: First
Teacher: M. Young

Total Number of Students: 21

Black	0
White	21
Hispanic	0
Asian	0
Native American	0

Grade: Second
Teacher: S. Moyer

Total Number of Students: 20

Black	3
White	16
Hispanic	1
Asian	0
Native American	0

Grade: Second
Teacher: B. Phillips

Total Number of Students: 21

Black	1
White	20
Hispanic	0
Asian	0
Native American	0

Grade: Third
Teacher: S. McCormick

Total Number of Students: 15

Black	0
White	15
Hispanic	0
Asian	0
Native American	0

Grade: Third
Teacher: T. Pugh

Total Number of Students: 15

Black	1
White	14
Hispanic	0
Asian	0
Native American	0

Grade: Third
Teacher: B. Sorrells

Total Number of Students: 18
Black 0
White 18
Hispanic 0
Asian 0
Native American 0

Grade: Fourth
Teacher: J. Inman

Total Number of Students: 23
Black 0
White 23
Hispanic 0
Asian 0
Native American 0

Grade: Fourth
Teacher: F. Phelps

Total Number of Students: 26
Black 2
White 24
Hispanic 0
Asian 0
Native American 0

Grade: Fifth
Teacher: F. King

Total Number of Students: 20
Black 0
White 18
Hispanic 2
Asian 0
Native American 0

Grade: Fifth
Teacher: L. O'Neill

Total Number of Students: 22
Black 0
White 21
Hispanic 1
Asian 0
Native American 0

Grade: Sixth
Teacher: K. Bell

Total Number of Students: 26
Black 0
White 24
Hispanic 2
Asian 0
Native American 0

Grade: Sixth
Teacher: J. Bolen

Total Number of Students: 24
Black 0
White 24
Hispanic 0
Asian 0
Native American 0

Grade: Seventh & Eighth
Teacher: Q. Harrison

Total Number of Students: 22
Black 0
White 22
Hispanic 0
Asian 0
Native American 0

Grade: Seventh & Eighth
Teacher: J. Dixon

Total Number of Students: 22
Black 0
White 22
Hispanic 0
Asian 0
Native American 0

Grade: Seventh & Eighth
Teacher: M. Lacefield

Total Number of Students: 23
Black 1
White 21
Hispanic 1
Asian 0
Native American 0

Grade: Seventh & Eighth
Teacher: J. Miller

Total Number of Students: 22
Black 1
White 21
Hispanic 0
Asian 0
Native American 0

Grade: Seventh & Eighth
Teacher: C. Shelby

Total Number of Students: 22
Black 1
White 20
Hispanic 1
Asian 0
Native American 0

Coldwater High School

Grade: 7th & 8th
Teacher: A. Bateman

Total Number of Students: 31
Black 29
White 2
Hispanic 0
Asian 0
Native American 0

Grade: 7th
Teacher: M. Jones

Total Number of Students: 19
Black 18
White 1
Hispanic 0
Asian 0
Native American 0

Grade: 7th
Teacher: S. Riddle

Total Number of Students: 15
Black 13
White 2
Hispanic 0
Asian 0
Native American 0

Grade: 7th
Teacher: K. Ward

Total Number of Students: 21
Black 20
White 1
Hispanic 0
Asian 0
Native American 0

Grade: 7th
Teacher: C. Waters

Total Number of Students: 16
Black 11
White 5
Hispanic 0
Asian 0
Native American 0

Grade: 7th & 8th
Teacher: A. Turley

Total Number of Students: 15
Black 11
White 4
Hispanic 0
Asian 0
Native American 0

Grade: Eighth
Teacher: G. Alford

Total Number of Students: 9
Black 6
White 3
Hispanic 0
Asian 0
Native American 0

Grade: 8th
Teacher: S. Franklin

Total Number of Students: 16
Black 15
White 1
Hispanic 0
Asian 0
Native American 0

Grade: 8th
 Teacher: S. Johnson

Total Number of Students: 11
 Black 11
 White 0
 Hispanic 0
 Asian 0
 Native American 0

Grade: 9th
 Teacher: B. Davis

Total Number of Students: 17
 Black 10
 White 7
 Hispanic 0
 Asian 0
 Native American 0

Grade: 9th
 Teacher: B. Love-Shanks

Total Number of Students: 13
 Black 6
 White 7
 Hispanic 0
 Asian 0
 Native American 0

Grade: 9th
 Teacher: W. Spiva

Total Number of Students: 30
 Black 20
 White 10
 Hispanic 0
 Asian 0
 Native American 0

Grade: 9th – 11th
 Teacher: T. Hood

Total Number of Students: 29
 Black 18
 White 11
 Hispanic 0
 Asian 0
 Native American 0

Grade: 9th & 10th
Teacher: B. Hughes

Total Number of Students: 24
Black 13
White 11
Hispanic 0
Asian 0
Native American 0

Grade: 9th – 11th
Teacher: B. Morton

Total Number of Students: 12
Black 7
White 5
Hispanic 0
Asian 0
Native American 0

Grade: 10th – 12^h
Teacher: R. Collins

Total Number of Students: 22
Black 19
White 3
Hispanic 0
Asian 0
Native American 0

Grade: 10th – 12th
Teacher: J. Jannik

Total Number of Students: 18
Black 7
White 11
Hispanic 0
Asian 0
Native American 0

Grade: 10th – 12th
Teacher: V. Merrell

Total Number of Students: 19
Black 14
White 5
Hispanic 0
Asian 0
Native American 0

Grade: 9th – 11th
 Teacher: S. Jones-Richmond

Total Number of Students: 16
 Black 11
 White 5
 Hispanic 0
 Asian 0
 Native American 0

Grade: 10th & 11th
 Teacher: S. Young

Total Number of Students: 11
 Black 9
 White 2
 Hispanic 0
 Asian 0
 Native American 0

Grade: 11^h – 12th
 Teacher: D. Case

Total Number of Students: 10
 Black 3
 White 7
 Hispanic 0
 Asian 0
 Native American 0

Grade: 10th – 12th
 Teacher: J. Mistilis

Total Number of Students: 24
 Black 20
 White 4
 Hispanic 0
 Asian 0
 Native American 0

Grade: 10th – 12th
 Teacher: S. Mooers

Total Number of Students: 18
 Black 15
 White 3
 Hispanic 0
 Asian 0
 Native American 0

Grade: 10th & 11th
 Teacher: E. Towles

Total Number of Students: 17
 Black 15
 White 2
 Hispanic 0
 Asian 0
 Native American 0

Grade: 11th & 12th
 Teacher: C. Thompson

Total Number of Students: 26
 Black 24
 White 2
 Hispanic 0
 Asian 0
 Native American 0

Grade: 12th
 Teacher: V. Beavers

Total Number of Students: 28
 Black 20
 White 8
 Hispanic 0
 Asian 0
 Native American 0

Independence High School

Grade: 7th
 Teacher: J. Johnston

Total Number of Students: 28
 Black 13
 White 15
 Hispanic 0
 Asian 0
 Native American 0

Grade: 7th
 Teacher: A. Reeves

Total Number of Students: 17
 Black 6
 White 10
 Hispanic 1
 Asian 0
 Native American 0

Grade: 7th
Teacher: C. Smith

Total Number of Students: 16

Black	11
White	4
Hispanic	1
Asian	0
Native American	0

Grade: 7th
Teacher: A. Taggart

Total Number of Students: 18

Black	3
White	15
Hispanic	0
Asian	0
Native American	0

Grade: 7th & 8th
Teacher: M. Lee

Total Number of Students: 28

Black	24
White	4
Hispanic	0
Asian	0
Native American	0

Grade: 7th & 8th
Teacher: Z. Wills

Total Number of Students: 15

Black	2
White	13
Hispanic	0
Asian	0
Native American	0

Grade: 8th
Teacher: H. Burford

Total Number of Students: 21

Black	10
White	11
Hispanic	0
Asian	0
Native American	0

Grade: 8th
Teacher: J. Knowles

Total Number of Students: 26
Black 11
White 15
Hispanic 0
Asian 0
Native American 0

Grade: 8th
Teacher: T. Riley

Total Number of Students: 21
Black 6
White 14
Hispanic 1
Asian 0
Native American 0

Grade: 8th
Teacher: A. Walker

Total Number of Students: 27
Black 13
White 14
Hispanic 0
Asian 0
Native American 0

Grade: 9th
Teacher: G. Cook

Total Number of Students: 20
Black 8
White 12
Hispanic 0
Asian 0
Native American 0

Grade: 9th – 12th
Teacher: B. Harris

Total Number of Students: 26
Black 24
White 2
Hispanic 0
Asian 0
Native American 0

Grade: 9th
Teacher: H. Glover-Rogers

Total Number of Students: 20
 Black 7
 White 13
 Hispanic 0
 Asian 0
 Native American 0

Grade: 9th – 12th
Teacher: M. Harrison

Total Number of Students: 24
 Black 9
 White 15
 Hispanic 0
 Asian 0
 Native American 0

Grade: 9th – 12th
Teacher: P. Quinn

Total Number of Students: 10
 Black 6
 White 4
 Hispanic 0
 Asian 0
 Native American 0

Grade: 9th – 12th
Teacher: C. Wilder

Total Number of Students: 15
 Black 12
 White 3
 Hispanic 0
 Asian 0
 Native American 0

Grade: 10th – 12th
Teacher: B. Bowlin

Total Number of Students: 16
 Black 6
 White 10
 Hispanic 0
 Asian 0
 Native American 0

Grade: 9th – 12th
Teacher: P. Brinkley

Total Number of Students: 20
Black 8
White 12
Hispanic 0
Asian 0
Native American 0

Grade: 9th – 12th
Teacher: C. Howell

Total Number of Students: 21
Black 10
White 10
Hispanic 1
Asian 0
Native American 0

Grade: 9th – 12th
Teacher: C. Stevens

Total Number of Students: 26
Black 10
White 14
Hispanic 2
Asian 0
Native American 0

Grade: 10th – 12th
Teacher: L. Malone

Total Number of Students: 14
Black 2
White 12
Hispanic 0
Asian 0
Native American 0

Grade: 10th – 12th
Teacher: W. Ozbirn

Total Number of Students: 16
Black 7
White 9
Hispanic 0
Asian 0
Native American 0

Grade: 10th – 12th
Teacher: S. Scott

Total Number of Students: 23
Black 7
White 16
Hispanic 0
Asian 0
Native American 0

Grade: 11th
Teacher: R. Lusher

Total Number of Students: 16
Black 7
White 9
Hispanic 0
Asian 0
Native American 0

Grade: 12th
Teacher: M. McFarlin

Total Number of Students: 27
Black 11
White 16
Hispanic 0
Asian 0
Native American 0

Paragraph 2 under 9

The number of full time white teachers in the school district is 137. The number of full time black teachers in the school district is 37. The number of full time Hispanic teachers in the school district is 1.

The number of full time white teachers in school is:

East Tate Elementary	38
Independence High School	38
Coldwater Elementary School	17
Coldwater High School	18
Strayhorn Elementary School	26

The number of full time black teachers in each school is:

East Tate Elementary	10
Independence High School	4
Coldwater Elementary School	10
Coldwater High School	12
Strayhorn Elementary School	1

The number of full time Hispanic teacher in each school is:

East Tate Elementary	0
Independence High School	1
Coldwater Elementary School	0
Coldwater High School	0
Strayhorn Elementary School	0

The district does not employ part time teachers.

Paragraph 3 under 9:

The transportation system of the school district is desegregated completely, with the exception of a few remote areas, where only one race lives on the school bus route.

Paragraph 4 under 9:

All the facilities such as gymnasiums, auditoriums, and cafeterias are being operated on a desegregated basis.

Paragraph 5 under 9:

Tate County Board constructed buildings at Strayhorn Elementary Gymnasium.

Paragraph 6 under 9:

The Tate County School Board has not sold or abandoned any school facilities, equipment, or supplies of any value since July 2, 1970.

Address:

Tate County School District

574 Court Street

Coldwater, MS 38618

CERTIFICATE OF COMPLIANCE

We, the current superintendent of Tate County School District and its attorneys of record, certify that we have received the directives of the 1970 desegregation order governing this case, student and teacher data and the yearly audits of the school district, and certify that to the best of our knowledge and based on the information currently available to the District the information reported in this report is true and correct and directly responsive to the District's reporting requirements set forth in this court's 1970 order. Dated this the 20th day of December, 2016.



Dr. Daryl Seoggin
Superintendent



John Lamar
Attorney for the District



Jamie Jacks
Attorney for the District

2004-05

FOR THE NORTHERN DISTRICT OF MISSISSIPP

DELTA DIVISION

KELLY MCNEAL, ET.AL.)	
)	
PLAINTIFFS)	
)	
)	
V.)	
)	No. DC7029-S
TATE COUNTY SCHOOL DISTRICT, ET.AL)	
)	
DEFENDENTS)	
)	

REPORT

In pursuant to and in accordance with the order of the court entered the 4th Day of August, 1970, in the above style and numbered cause, the defendants, Tate county School Board of Education hereby files its reports as directed by section 9 of said order:

Paragraph 1 under 9

This report reflects the information according to the three zones as defined in the Court's order in said cause: namely, Easterly zone, Northwesterly zone, and Southwesterly zone. (1) the Easterly zone embraces the attendance centers of East Tate and Independence; (2) the Northwesterly zone embraces the attendance centers of Tate County and Coldwater; (3) the Southwesterly zone consists of Strayhorn Attendance Center and each zone operates as a unitary system.

In reporting paragraph one under the nine, the number of students by race enrolled in the school district is entered the 4th day of August, 1970, in the above style and numbered cause, the defendants, Tate county School Board of Education, hereby files its report as directed by Section 9 of said order:

Paragraph 1 under 9

This report reflects the information according to the three zones as defined in the Court's order in said cause: namely, Easterly zone, Northwesterly zone and Southwesterly zone. (1) The Easterly zone embraces the attendance centers of East Tate and Independence; (2) the Northwesterly zone embraces the attendance centers of Tate County and Coldwater; (3) the Southwesterly zone consists of Strayhorn Attendance Center and each zone operate as a unitary system.

In reporting paragraph one under nine, the number of students by race enrolled in the school district is:

White	1,437
Black	1,322
Hispanic	41
Asian	1
Native American	<u>0</u>
TOTAL	2,801

The number of students by race enrolled:

Coldwater Elementary School	White	48
	Black	332
	Hispanic	0
	Asian	0
	Native American	<u>0</u>
	TOTAL	380
<hr/>		
East Tate Elementary	White	490
	Black	315
	Hispanic	14
	Asian	0
	Native American	<u>0</u>
	TOTAL	819
<hr/>		
Strayhorn Elementary School	White	430
	Black	15
	Hispanic	17
	Asian	1
	Native American	<u>0</u>
	TOTAL	463
<hr/>		

Coldwater High School (Tate County)	White	106
	Black	332
	Hispanic	0
	Asian	0
	Native American	<u>0</u>
	TOTAL	438

Independence High School	White	363
	Black	328
	Hispanic	10
	Asian	0
	Native American	<u>0</u>
	TOTAL	701

The number of students by race enrolled in each classroom in each school is:

Coldwater Elementary School

Grade: SPED/Preschool DD
Teacher: M. Ratliff

Total Number of Students: 7
Black 3
White 4
Hispanic 0
Asian 0
Native American 0

Grade: SPED/56 (Pre-K)
Teacher: C. Sams

Total Number of Students: 8
Black 6
White 2
Hispanic 0
Asian 0
Native American 0

Grade: Kindergarten
Teacher: R. Bradley

Total Number of Students: 17
Black 15
White 2
Hispanic 0
Asian 0
Native American 0

Grade: Kindergarten
Teacher: S. Lindsey

Total Number of Students: 16
Black 15
White 1
Hispanic 0
Asian 0
Native American 0

Grade: Kindergarten
Teacher: R. Red

Total Number of Students: 16
Black 14
White 2
Hispanic 0
Asian 0
Native American 0

Grade: First
Teacher: D. Armstrong

Total Number of Students: 18
Black 17
White 1
Hispanic 0
Asian 0
Native American 0

Grade: First
Teacher: L. Logan

Total Number of Students: 14
Black 13
White 1
Hispanic 0
Asian 0
Native American 0

Grade: First
Teacher: A. Neal

Total Number of Students: 18
Black 15
White 3
Hispanic 0
Asian 0
Native American 0

Grade: SPED/2nd - 4th
Teacher: J. Conard

Total Number of Students: 10
Black 10
White 0
Hispanic 0
Asian 0
North American 0

Grade: Second
Teacher: D. Berry

Total Number of Students: 13
Black 12
White 1
Hispanic 0
Asian 0
Native American 0

Grade: Second
Teacher: M. McLeod

Total Number of Students: 13
Black 10
White 3
Hispanic 0
Asian 0
Native American 0

Grade: Second
Teacher: L. Miller

Total Number of Students: 12
Black 11
White 1
Hispanic 0
Asian 0
Native American 0

Grade: Second
Teacher: W. Webb

Total Number of Students: 13
Black 12
White 1
Hispanic 0
Asian 0
Native American 0

Grade: Third
Teacher: O. Caldwell

Total Number of Students: 15
Black 15
White 0
Hispanic 0
Asian 0
Native American 0

Grade: Third
Teacher: G. Floyd

Total Number of Students: 17
Black 15
White 2
Hispanic 0
Asian 0
Native American 0

Grade: Third
Teacher: A. Giddens

Total Number of Students: 16
Black 12
White 4
Hispanic 0
Asian 0
Native American 0

Grade: Fourth
Teacher: E. Fox

Total Number of Students: 18
Black 18
White 0
Hispanic 0
Asian 0
Native American 0

Grade: Fourth
Teacher: E. Branch

Total Number of Students: 16
Black 13
White 3
Hispanic 0
Asian 0
North American 0

Grade: Fourth
Teacher: C. Shead

Total Number of Students: 15
Black 13
White 2
Hispanic 0
Asian 0
Native American 0

Grade: Fifth
Teacher: J. Mihalovits

Total Number of Students: 19
Black 15
White 4
Hispanic 0
Asian 0
North American 0

Grade: Fifth
Teacher: J. Taylor

Total Number of Students: 19
Black 19
White 0
Hispanic 0
Asian 0
Native American 0

Grade: Fifth
Teacher: K. Underwood

Total Number of Students: 17
Black 16
White 1
Hispanic 0
Asian 0
Native American 0

Grade: SPED/5th & 6th
Teacher: D. Deschler

Total Number of Students: 8
Black 5
White 3
Hispanic 0
Asian 0
Native American 0

Grade: Sixth
Teacher: G. Conley

Total Number of Students: 18
Black 17
White 1
Hispanic 0
Asian 0
Native American 0

Grade: Sixth
Teacher: R. Humphrey

Total Number of Students: 19
Black 18
White 1
Hispanic 0
Asian 0
Native American 0

Grade: Sixth
Teacher: W. Hutcherson

Total Number of Students: 19
Black 17
White 2
Hispanic 0
Asian 0
Native American 0

Grade: Sixth
Teacher: J. Taylor

Total Number of Students: 20
Black 18
White 2
Hispanic 0
Asian 0
Native American 0

East Tate Elementary

Grade: Kindergarten
Teacher: A. Anderson

Total Number of Students: 22
Black 9
White 13
Hispanic 0
Asian 0
Native American 0

Grade: Kindergarten
Teacher: B. Bradley

Total Number of Students: 24
Black 10
White 13
Hispanic 1
Asian 0
Native American 0

Grade: Kindergarten
Teacher: N. Grant

Total Number of Students: 23
Black 8
White 15
Hispanic 0
Asian 0
Native American 0

Grade: Kindergarten
Teacher: J. Haywood

Total Number of Students: 22
Black 10
White 11
Hispanic 1
Asian 0
Native American 0

Grade: Kindergarten
Teacher: A. Williams

Total Number of Students: 23
Black 8
White 14
Hispanic 1
Asian 0
Native American 0

Grade: First
Teacher: R. Conner

Total Number of Students: 21
Black 8
White 13
Hispanic 0
Asian 0
Native American 0

Grade: First
Teacher: C. Ferguson

Total Number of Students: 22
Black 10
White 12
Hispanic 0
Asian 0
Native American 0

Grade: First
Teacher: N. Holden

Total Number of Students: 18
Black 3
White 14
Hispanic 1
Asian 0
Native American 0

Grade: First
Teacher: T. Joiner Richardson

Total Number of Students: 20
Black 9
White 11
Hispanic 0
Asian 0
Native American 0

Grade: First
Teacher: M. Kinard

Total Number of Students: 20
Black 9
White 11
Hispanic 0
Asian 0
Native American 0

Grade: First
Teacher: M. Smith

Total Number of Students: 20
Black 8
White 12
Hispanic 0
Asian 0
Native American 0

Grade: Second
Teacher: S. Blair

Total Number of Students: 18
Black 5
White 13
Hispanic 0
Asian 0
Native American 0

Grade: Second
Teacher: N. Darnell

Total Number of Students: 19
Black 5
White 14
Hispanic 0
Asian 0
Native American 0

Grade: Second
Teacher: R. Darnell

Total Number of Students: 16
Black 5
White 10
Hispanic 1
Asian 0
Native American 0

Grade: Second
Teacher: L. Nicholson

Total Number of Students: 15
Black 2
White 13
Hispanic 0
Asian 0
Native American 0

Grade: Second
Teacher: C. Stahl

Total Number of Students: 19
Black 6
White 12
Hispanic 1
Asian 0
Native American 0

Grade: Second
Teacher: P. Walker

Total Number of Students: 19
Black 6
White 12
Hispanic 1
Asian 0
Native American 0

Grade: Third
Teacher: P. Baker

Total Number of Students: 15
Black 6
White 9
Hispanic 0
Asian 0
Native American 0

Grade: Third
Teacher: J. Gant

Total Number of Students: 16
Black 7
White 9
Hispanic 0
Asian 0
Native American 0

Grade: Third
Teacher: J. Graham

Total Number of Students: 14
Black 6
White 8
Hispanic 0
Asian 0
Native American 0

Grade: Third
Teacher: J. Lindsey

Total Number of Students: 16
Black 6
White 9
Hispanic 1
Asian 0
Native American 0

Grade: Third
Teacher: D. May

Total Number of Students: 17

Black	9
White	8
Hispanic	0
Asian	0
Native American	0

Grade: Third
Teacher: B. Hines

Total Number of Students: 18

Black	10
White	7
Hispanic	1
Asian	0
Native American	0

Grade: Fourth
Teacher: C. Cox

Total Number of Students: 21

Black	5
White	16
Hispanic	0
Asian	0
Native American	0

Grade: Fourth
Teacher: K. Creecy

Total Number of Students: 19

Black	6
White	13
Hispanic	0
Asian	0
Native American	0

Grade: Fourth
Teacher: C. McClinton

Total Number of Students: 15

Black	8
White	7
Hispanic	0
Asian	0
Native American	0

Grade: Sped.
Teacher: R. Pittman

Total Number of Students: 12
Black 3
White 9
Hispanic 0
Asian 0
Native American 0

Grade: Fourth
Teacher: M. Williams

Total Number of Students: 23
Black 9
White 13
Hispanic 1
Asian 0
Native American 0

Grade: Fourth
Teacher: V. Williams

Total Number of Students: 21
Black 10
White 11
Hispanic 0
Asian 0
Native American 0

Grade: Fifth
Teacher: P. Bailey

Total Number of Students: 24
Black 6
White 17
Hispanic 1
Asian 0
Native American 0

Grade: Fifth
Teacher: L. Higgins

Total Number of Students: 23
Black 10
White 13
Hispanic 0
Asian 0
Native American 0

Grade: Fifth
Teacher: A. Lee

Total Number of Students: 22
Black 9
White 13
Hispanic 0
Asian 0
Native American 0

Grade: Fifth
Teacher: M. Melton

Total Number of Students: 18
Black 8
White 10
Hispanic 0
Asian 0
Native American 0

Grade: Fifth
Teacher: K. Roehm

Total Number of Students: 23
Black 9
White 14
Hispanic 0
Asian 0
Native American 0

Grade: Fifth
Teacher: J. Strickland

Total Number of Students: 15
Black 11
White 4
Hispanic 0
Asian 0
Native American 0

Grade: Sixth
Teacher: L. Badgett

Total Number of Students: 25
Black 8
White 17
Hispanic 0
Asian 0
Native American 0

Grade: Sixth
Teacher: M. Clayton-Anderson

Total Number of Students: 25
Black 6
White 19
Hispanic 0
Asian 0
Native American 0

Grade: Sixth
Teacher: C. File

Total Number of Students: 23
Black 7
White 16
Hispanic 0
Asian 0
Native American 0

Grade: Sixth
Teacher: J. Lee

Total Number of Students: 24
Black 10
White 13
Hispanic 1
Asian 0
Native American 0

Grade: Sixth
Teacher: V. Logan

Total Number of Students: 26
Black 8
White 17
Hispanic 1
Asian 0
Native American 0

Grade: Sped.
Teacher: M. Rowley

Total Number of Students: 16
Black 10
White 6
Hispanic 0
Asian 0
Native American 0

Grade: Kindergarten
Teacher: B. Bailey

Total Number of Students: 24
Black 1
White 21
Hispanic 2
Asian 0
Native American 0

Grade: Kindergarten
Teacher: B. Barham

Total Number of Students: 24
Black 3
White 19
Hispanic 2
Asian 0
Native American 0

Grade: Kindergarten
Teacher: B. Rhodes

Total Number of Students: 24
Black 0
White 24
Hispanic 0
Asian 0
Native American 0

Grade: First
Teacher: J. Edwards

Total Number of Students: 20
Black 2
White 18
Hispanic 0
Asian 0
Native American 0

Grade: First
Teacher: S. Miller

Total Number of Students: 22
Black 3
White 18
Hispanic 1
Asian 0
Native American 0

Grade: First
Teacher: M. Young

Total Number of Students: 21
Black 0
White 21
Hispanic 0
Asian 0
Native American 0

Grade: Second
Teacher: S. Moyer

Total Number of Students: 20
Black 3
White 16
Hispanic 1
Asian 0
Native American 0

Grade: Second
Teacher: B. Phillips

Total Number of Students: 21
Black 1
White 20
Hispanic 0
Asian 0
Native American 0

Grade: Third
Teacher: S. McCormick

Total Number of Students: 15
Black 0
White 15
Hispanic 0
Asian 0
Native American 0

Grade: Third
Teacher: T. Pugh

Total Number of Students: 15
Black 1
White 14
Hispanic 0
Asian 0
Native American 0

Grade: Third
Teacher: B. Sorrells

Total Number of Students: 18
Black 0
White 18
Hispanic 0
Asian 0
Native American 0

Grade: Fourth
Teacher: J. Inman

Total Number of Students: 23
Black 0
White 23
Hispanic 0
Asian 0
Native American 0

Grade: Fourth
Teacher: F. Phelps

Total Number of Students: 26
Black 2
White 24
Hispanic 0
Asian 0
Native American 0

Grade: Fifth
Teacher: F. King

Total Number of Students: 20
Black 0
White 18
Hispanic 2
Asian 0
Native American 0

Grade: Fifth
Teacher: L. O'Neill

Total Number of Students: 22
Black 0
White 21
Hispanic 1
Asian 0
Native American 0

Grade: Sixth
Teacher: K. Bell

Total Number of Students: 26
Black 0
White 24
Hispanic 2
Asian 0
Native American 0

Grade: Sixth
Teacher: J. Bolen

Total Number of Students: 24
Black 0
White 24
Hispanic 0
Asian 0
Native American 0

Grade: Seventh & Eighth
Teacher: Q. Harrison

Total Number of Students: 22
Black 0
White 22
Hispanic 0
Asian 0
Native American 0

Grade: Seventh & Eighth
Teacher: J. Dixon

Total Number of Students: 22
Black 0
White 22
Hispanic 0
Asian 0
Native American 0

Grade: Seventh & Eighth
Teacher: M. Lacefield

Total Number of Students: 23
Black 1
White 21
Hispanic 1
Asian 0
Native American 0

Grade: Seventh & Eighth
Teacher: J. Miller

Total Number of Students: 22
Black 1
White 21
Hispanic 0
Asian 0
Native American 0

Grade: Seventh & Eighth
Teacher: C. Shelby

Total Number of Students: 22
Black 1
White 20
Hispanic 1
Asian 0
Native American 0

Coldwater High School

Grade: 7th & 8th
Teacher: A. Bateman

Total Number of Students: 31
Black 29
White 2
Hispanic 0
Asian 0
Native American 0

Grade: 7th
Teacher: M. Jones

Total Number of Students: 19
Black 18
White 1
Hispanic 0
Asian 0
Native American 0

Grade: 7th
Teacher: S. Riddle

Total Number of Students: 15
Black 13
White 2
Hispanic 0
Asian 0
Native American 0

Grade: 7th
Teacher: K. Ward

Total Number of Students: 21
Black 20
White 1
Hispanic 0
Asian 0
Native American 0

Grade: 7th
Teacher: C. Waters

Total Number of Students: 16
Black 11
White 5
Hispanic 0
Asian 0
Native American 0

Grade: 7th & 8th
Teacher: A. Turley

Total Number of Students: 15
Black 11
White 4
Hispanic 0
Asian 0
Native American 0

Grade: Eighth
Teacher: G. Alford

Total Number of Students: 9
Black 6
White 3
Hispanic 0
Asian 0
Native American 0

Grade: 8th
Teacher: S. Franklin

Total Number of Students: 16
Black 15
White 1
Hispanic 0
Asian 0
Native American 0

Grade: 8th
Teacher: S. Johnson

Total Number of Students: 11
Black 11
White 0
Hispanic 0
Asian 0
Native American 0

Grade: 9th
Teacher: B. Davis

Total Number of Students: 17
Black 10
White 7
Hispanic 0
Asian 0
Native American 0

Grade: 9th
Teacher: B. Love-Shanks

Total Number of Students: 13
Black 6
White 7
Hispanic 0
Asian 0
Native American 0

Grade: 9th
Teacher: W. Spiva

Total Number of Students: 30
Black 20
White 10
Hispanic 0
Asian 0
Native American 0

Grade: 9th – 11th
Teacher: T. Hood

Total Number of Students: 29
Black 18
White 11
Hispanic 0
Asian 0
Native American 0

Grade: 9th & 10th
Teacher: B. Hughes

Total Number of Students: 24
Black 13
White 11
Hispanic 0
Asian 0
Native American 0

Grade: 9th – 11th
Teacher: B. Morton

Total Number of Students: 12
Black 7
White 5
Hispanic 0
Asian 0
Native American 0

Grade: 10th – 12^h
Teacher: R. Collins

Total Number of Students: 22
Black 19
White 3
Hispanic 0
Asian 0
Native American 0

Grade: 10th – 12th
Teacher: J. Jannik

Total Number of Students: 18
Black 7
White 11
Hispanic 0
Asian 0
Native American 0

Grade: 10th – 12th
Teacher: V. Merrell

Total Number of Students: 19
Black 14
White 5
Hispanic 0
Asian 0
Native American 0

Grade: 9th – 11th
Teacher: S. Jones-Richmond

Total Number of Students: 16
Black 11
White 5
Hispanic 0
Asian 0
Native American 0

Grade: 10th & 11th
Teacher: S. Young

Total Number of Students: 11
Black 9
White 2
Hispanic 0
Asian 0
Native American 0

Grade: 11^h – 12th
Teacher: D. Case

Total Number of Students: 10
Black 3
White 7
Hispanic 0
Asian 0
Native American 0

Grade: 10th – 12th
Teacher: J. Mistilis

Total Number of Students: 24
Black 20
White 4
Hispanic 0
Asian 0
Native American 0

Grade: 10th – 12th
Teacher: S. Mooers

Total Number of Students: 18
Black 15
White 3
Hispanic 0
Asian 0
Native American 0

Grade: 10th & 11th
Teacher: E. Towles

Total Number of Students: 17
Black 15
White 2
Hispanic 0
Asian 0
Native American 0

Grade: 11th & 12th
Teacher: C. Thompson

Total Number of Students: 26
Black 24
White 2
Hispanic 0
Asian 0
Native American 0

Grade: 12th
Teacher: V. Beavers

Total Number of Students: 28
Black 20
White 8
Hispanic 0
Asian 0
Native American 0

Independence High School

Grade: 7th
Teacher: J. Johnston

Total Number of Students: 28
Black 13
White 15
Hispanic 0
Asian 0
Native American 0

Grade: 7th
Teacher: A. Reeves

Total Number of Students: 17
Black 6
White 10
Hispanic 1
Asian 0
Native American 0

Grade: 7th
Teacher: C. Smith

Total Number of Students: 16
Black 11
White 4
Hispanic 1
Asian 0
Native American 0

Grade: 7th
Teacher: A. Taggart

Total Number of Students: 18
Black 3
White 15
Hispanic 0
Asian 0
Native American 0

Grade: 7th & 8th
Teacher: M. Lee

Total Number of Students: 28
Black 24
White 4
Hispanic 0
Asian 0
Native American 0

Grade: 7th & 8th
Teacher: Z. Wills

Total Number of Students: 15
Black 2
White 13
Hispanic 0
Asian 0
Native American 0

Grade: 8th
Teacher: H. Burford

Total Number of Students: 21
Black 10
White 11
Hispanic 0
Asian 0
Native American 0

Grade: 8th
Teacher: J. Knowles

Total Number of Students: 26
Black 11
White 15
Hispanic 0
Asian 0
Native American 0

Grade: 8th
Teacher: T. Riley

Total Number of Students: 21
Black 6
White 14
Hispanic 1
Asian 0
Native American 0

Grade: 8th
Teacher: A. Walker

Total Number of Students: 27
Black 13
White 14
Hispanic 0
Asian 0
Native American 0

Grade: 9th
Teacher: G. Cook

Total Number of Students: 20
Black 8
White 12
Hispanic 0
Asian 0
Native American 0

Grade: 9th – 12th
Teacher: B. Harris

Total Number of Students: 26
Black 24
White 2
Hispanic 0
Asian 0
Native American 0

Grade: 9th
Teacher: H. Glover-Rogers

Total Number of Students: 20
Black 7
White 13
Hispanic 0
Asian 0
Native American 0

Grade: 9th – 12th
Teacher: M. Harrison

Total Number of Students: 24
Black 9
White 15
Hispanic 0
Asian 0
Native American 0

Grade: 9th – 12th
Teacher: P. Quinn

Total Number of Students: 10
Black 6
White 4
Hispanic 0
Asian 0
Native American 0

Grade: 9th – 12th
Teacher: C. Wilder

Total Number of Students: 15
Black 12
White 3
Hispanic 0
Asian 0
Native American 0

Grade: 10th – 12th
Teacher: B. Bowlin

Total Number of Students: 16
Black 6
White 10
Hispanic 0
Asian 0
Native American 0

Grade: 9th – 12th
Teacher: P. Brinkley

Total Number of Students: 20
Black 8
White 12
Hispanic 0
Asian 0
Native American 0

Grade: 9th – 12th
Teacher: C. Howell

Total Number of Students: 21
Black 10
White 10
Hispanic 1
Asian 0
Native American 0

Grade: 9th – 12th
Teacher: C. Stevens

Total Number of Students: 26
Black 10
White 14
Hispanic 2
Asian 0
Native American 0

Grade: 10th – 12th
Teacher: L. Malone

Total Number of Students: 14
Black 2
White 12
Hispanic 0
Asian 0
Native American 0

Grade: 10th – 12th
Teacher: W. Ozbirn

Total Number of Students: 16
Black 7
White 9
Hispanic 0
Asian 0
Native American 0

Grade: 10th – 12th
Teacher: S. Scott

Total Number of Students: 23
Black 7
White 16
Hispanic 0
Asian 0
Native American 0

Grade: 11th
Teacher: R. Lusher

Total Number of Students: 16
Black 7
White 9
Hispanic 0
Asian 0
Native American 0

Grade: 12th
Teacher: M. McFarlin

Total Number of Students: 27
Black 11
White 16
Hispanic 0
Asian 0
Native American 0

Paragraph 2 under 9

The number of full time white teachers in the school district is 125. The number of full time black teachers in the school district is 48. The number of full time Hispanic teachers in the school district is 0.

The number of full time white teachers in school is:

East Tate Elementary	37
Independence High School	33
Coldwater Elementary School	15
Coldwater High School	8
Strayhorn Elementary School	26

The number of full time black teachers in each school is:

East Tate Elementary	12
Independence High School	8
Coldwater Elementary School	12
Coldwater High School	14
Strayhorn Elementary School	2

The number of full time Hispanic teacher in each school is:

East Tate Elementary	0
Independence High School	0
Coldwater Elementary School	0
Coldwater High School	0
Strayhorn Elementary School	0

The District does not employ part time teachers.

Paragraph 3 under 9:

The transportation system of the school district is desegregated completely, with the exception of a few remote areas, where only one race lives on the school bus route.

Paragraph 4 under 9:

All the facilities such as gymnasiums, auditoriums, and cafeterias are being operated on a desegregated basis.

Paragraph 5 under 9:

Tate County Board constructed buildings at Strayhorn Elementary

Paragraph 6 under 9:

The Tate County School Board has not sold or abandoned any school facilities, equipment, or supplies of any value since July 2, 1970.

Strayhorn Community of Tate County to a Tate County non-profit


Address:
Tate County School District
574 Court Street
Coldwater, MS 38618

CERTIFICATE OF COMPLIANCE


We, the current superintendent of Tate County School District and its attorneys of record, certify that we have received the directives of the 1970 desegregation order governing this case, student and teacher data and the yearly audits of the school district, and certify that to the best of our knowledge and based on the information currently available to the District the information reported in this report is true and correct and directly responsive to the District's reporting requirements set forth in this court's 1970 order. Dated this the 20th day of December, 2016.



Dr. Daryl Scoggin
Superintendent



John Lamar
Attorney for the District



Jamie Jacks
Attorney for the District

FOR THE NORTHERN DISTRICT OF MISSISSIPPI

2005-06

DELTA DIVISION

KELLY MCNEAL, ET.AL.)

PLAINTIFFS)

V.)

TATE COUNTY SCHOOL DISTRICT, ET.AL)

DEFENDENTS)

No. DC7029-S

REPORT

In pursuant to and in accordance with the order of the court entered the 4th Day of August, 1970, in the above style and numbered cause, the defendants, Tate county School Board of Education hereby files its reports as directed by section 9 of said order:

Paragraph 1 under 9

This report reflects the information according to the three zones as defined in the Court's order in said cause: namely, Easterly zone, Northwesterly zone, and Southwesterly zone. (1) the Easterly zone embraces the attendance centers of East Tate and Independence; (2) the Northwesterly zone embraces the attendance centers of Tate County and Coldwater; (3) the Southwesterly zone consists of Strayhorn Attendance Center and each zone operates as a unitary system.

In reporting paragraph one under the nine, the number of students by race enrolled in the school district is entered the 4th day of August, 1970, in the above style and numbered cause, the defendants, Tate county School Board of Education, hereby files its report as directed by Section 9 of said order:

Paragraph 1 under 9

This report reflects the information according to the three zones as defined in the Court's order in said cause: namely, Easterly zone, Northwesterly zone and Southwesterly zone. (1) The Easterly zone embraces the attendance centers of East Tate and Independence; (2) the Northwesterly zone embraces the attendance centers of Tate County and Coldwater; (3) the Southwesterly zone consists of Strayhorn Attendance Center and each zone operates as a unitary system.

In reporting paragraph one under nine, the number of students by race enrolled in the school district is:

White	1,526
Black	1,274
Hispanic	54
Asian	3
Native American	<u>0</u>
TOTAL	2,857

The number of students by race enrolled:

Coldwater Elementary School	White	47
	Black	304
	Hispanic	2
	Asian	0
	Native American	<u>0</u>
	TOTAL	353
<hr/>		
East Tate Elementary	White	474
	Black	332
	Hispanic	27
	Asian	0
	Native American	<u>0</u>
	TOTAL	833
<hr/>		
Strayhorn Elementary School	White	533
	Black	24
	Hispanic	12
	Asian	1
	Native American	<u>0</u>
	TOTAL	570
<hr/>		

Coldwater High School (Tate County)	White	99
	Black	287
	Hispanic	2
	Asian	0
	Native American	<u>0</u>
	TOTAL	388

Independence High School	White	373
	Black	327
	Hispanic	11
	Asian	2
	Native American	<u>0</u>
	TOTAL	713

The number of students by race enrolled in each classroom in each school is:

Coldwater Elementary School

Grade: SPED/56 (Pre-K)
Teacher: C. Sams

Total Number of Students: 6

Black	5
White	1
Hispanic	0
Asian	0
Native American	0

Grade: SPED/Preschool DD-1st
Teacher: C. Taylor

Total Number of Students: 10

Black	5
White	4
Hispanic	1
Asian	0
Native American	0

Grade: Kindergarten
Teacher: R. Bradley

Total Number of Students: 21

Black	18
White	3
Hispanic	0
Asian	0
Native American	0

Grade: Kindergarten
Teacher: S. Pinkston

Total Number of Students: 21
Black 17
White 4
Hispanic 0
Asian 0
Native American 0

Grade: Kindergarten
Teacher: R. Red

Total Number of Students: 22
Black 19
White 3
Hispanic 0
Asian 0
Native American 0

Grade: First
Teacher: D. Armstrong

Total Number of Students: 14
Black 14
White 0
Hispanic 0
Asian 0
Native American 0

Grade: First
Teacher: L. Logan

Total Number of Students: 13
Black 10
White 3
Hispanic 0
Asian 0
Native American 0

Grade: First
Teacher: M. McCleod

Total Number of Students: 15
Black 13
White 2
Hispanic 0
Asian 0
Native American 0

Grade: SPED/2nd - 4th
Teacher: J. Conard

Total Number of Students: 9
Black 7
White 2
Hispanic 0
Asian 0
North American 0

Grade: Second
Teacher: D. Berry

Total Number of Students: 15
Black 13
White 2
Hispanic 0
Asian 0
Native American 0

Grade: Gifted 2-6th
Teacher: B. Ferrell

Total Number of Students: 12
Black 7
White 5
Hispanic 0
Asian 0
Native American 0

Grade: Second
Teacher: E. Fox

Total Number of Students: 16
Black 16
White 0
Hispanic 0
Asian 0
Native American 0

Grade: Second
Teacher: W. Webb

Total Number of Students: 16
Black 12
White 4
Hispanic 0
Asian 0
Native American 0

Grade: Third
Teacher: E. Branch

Total Number of Students: 21
Black 15
White 6
Hispanic 0
Asian 0
Native American 0

Grade: Third
Teacher: O. Caldwell

Total Number of Students: 16
Black 15
White 1
Hispanic 0
Asian 0
Native American 0

Grade: Third
Teacher: G. Floyd

Total Number of Students: 14
Black 13
White 1
Hispanic 0
Asian 0
Native American 0

Grade: Third
Teacher: A. Neal

Total Number of Students: 13
Black 11
White 2
Hispanic 0
Asian 0
Native American 0

Grade: Inclusion K-6th
Teacher: J. Conard

Total Number of Students: 7
Black 6
White 1
Hispanic 0
Asian 0
Native American 0

Grade: Fourth
Teacher: D. Scipper

Total Number of Students: 23

Black	19
White	4
Hispanic	0
Asian	0
Native American	0

Grade: Fifth
Teacher: J. Mihalovits

Total Number of Students: 23

Black	21
White	2
Hispanic	0
Asian	0
North American	0

Grade: Fifth
Teacher: C. Young

Total Number of Students: 17

Black	16
White	1
Hispanic	0
Asian	0
Native American	0

Grade: SPED/3rd - 6th
Teacher: D. Deschler

Total Number of Students: 4

Black	4
White	0
Hispanic	0
Asian	0
Native American	0

Grade: Fifth
Teacher: M. Johnson

Total Number of Students: 22

Black	18
White	4
Hispanic	0
Asian	0
Native American	0

Grade: Sixth
Teacher: G. Conley

Total Number of Students: 16
Black 13
White 3
Hispanic 0
Asian 0
Native American 0

Grade: Sixth
Teacher: R. Humphrey

Total Number of Students: 15
Black 14
White 1
Hispanic 0
Asian 0
Native American 0

Grade: Sixth
Teacher: W. Hutcherson

Total Number of Students: 16
Black 16
White 0
Hispanic 0
Asian 0
Native American 0

East Tate Elementary

Grade: Kindergarten
Teacher: B. Bradley

Total Number of Students: 27
Black 10
White 17
Hispanic 0
Asian 0
Native American 0

Grade: Kindergarten
Teacher: L. K. Carter

Total Number of Students: 27
Black 10
White 17
Hispanic 0
Asian 0
Native American 0

Grade: Kindergarten
Teacher: N. Grant

Total Number of Students: 27

Black	10
White	13
Hispanic	4
Asian	0
Native American	0

Grade: Kindergarten
Teacher: K. Roehm

Total Number of Students: 26

Black	11
White	12
Hispanic	3
Asian	0
Native American	0

Grade: Kindergarten
Teacher: A. Williams

Total Number of Students: 26

Black	11
White	15
Hispanic	0
Asian	0
Native American	0

Grade: First
Teacher: E. Benson

Total Number of Students: 24

Black	9
White	13
Hispanic	2
Asian	0
Native American	0

Grade: First
Teacher: N. Burke

Total Number of Students: 24

Black	15
White	9
Hispanic	0
Asian	0
Native American	0

Grade: First
Teacher: R. Conner

Total Number of Students: 23

Black	12
White	11
Hispanic	0
Asian	0
Native American	0

Grade: First
Teacher: C. Ferguson

Total Number of Students: 24

Black	9
White	15
Hispanic	0
Asian	0
Native American	0

Grade: First
Teacher: K. Greene

Total Number of Students: 13

Black	6
White	7
Hispanic	0
Asian	0
Native American	0

Grade: Second
Teacher: S. Blair

Total Number of Students: 21

Black	8
White	13
Hispanic	0
Asian	0
Native American	0

Grade: Second
Teacher: N. Darnell

Total Number of Students: 20

Black	9
White	9
Hispanic	2
Asian	0
Native American	0

Grade: Second
Teacher: R. Darnell

Total Number of Students: 22

Black	11
White	11
Hispanic	0
Asian	0
Native American	0

Grade: Second
Teacher: L. Nicholson

Total Number of Students: 20

Black	8
White	12
Hispanic	0
Asian	0
Native American	0

Grade: Second
Teacher: C. Stahl

Total Number of Students: 21

Black	9
White	12
Hispanic	0
Asian	0
Native American	0

Grade: Second
Teacher: P. Walker

Total Number of Students: 16

Black	6
White	10
Hispanic	0
Asian	0
Native American	0

Grade: Third
Teacher: P. Baker

Total Number of Students: 18

Black	7
White	11
Hispanic	0
Asian	0
Native American	0

Grade: Third
Teacher: J. Gant

Total Number of Students: 25

Black	10
White	14
Hispanic	1
Asian	0
Native American	0

Grade: Third
Teacher: J. Lindsey

Total Number of Students: 25

Black	9
White	11
Hispanic	5
Asian	0
Native American	0

Grade: Third
Teacher: D. May

Total Number of Students: 23

Black	8
White	15
Hispanic	0
Asian	0
Native American	0

Grade: Third
Teacher: M. Smith

Total Number of Students: 24

Black	10
White	14
Hispanic	0
Asian	0
Native American	0

Grade: Fourth
Teacher: P. Bailey

Total Number of Students: 24

Black	9
White	13
Hispanic	2
Asian	0
Native American	0

Grade: Fourth
Teacher: L. Blair

Total Number of Students: 24
Black 8
White 16
Hispanic 0
Asian 0
Native American 0

Grade: Fourth
Teacher: C. Cox

Total Number of Students: 24
Black 8
White 16
Hispanic 0
Asian 0
Native American 0

Grade: Fourth
Teacher: C. McClinton

Total Number of Students: 23
Black 8
White 15
Hispanic 0
Asian 0
Native American 0

Grade: Fourth
Teacher: C. Rhodes

Total Number of Students: 21
Black 9
White 12
Hispanic 0
Asian 0
Native American 0

Grade: Fourth
Teacher: M. Williams

Total Number of Students: 17
Black 8
White 9
Hispanic 0
Asian 0
Native American 0

Grade: Fifth
Teacher: T. Fletcher

Total Number of Students: 22
Black 10
White 12
Hispanic 0
Asian 0
Native American 0

Grade: Fifth
Teacher: B. Foster

Total Number of Students: 19
Black 8
White 11
Hispanic 0
Asian 0
Native American 0

Grade: Fifth
Teacher: J. Haywood

Total Number of Students: 21
Black 6
White 15
Hispanic 0
Asian 0
Native American 0

Grade: Fifth
Teacher: M. Kinard

Total Number of Students: 25
Black 9
White 12
Hispanic 4
Asian 0
Native American 0

Grade: Fifth
Teacher: M. Ricks

Total Number of Students: 24
Black 9
White 11
Hispanic 4
Asian 0
Native American 0

Grade: Fifth (SPED)
Teacher: J. Strickland

Total Number of Students: 6

Black	4
White	2
Hispanic	0
Asian	0
Native American	0

Grade: Sixth
Teacher: L. Badgett

Total Number of Students: 22

Black	6
White	14
Hispanic	2
Asian	0
Native American	0

Grade: Sixth
Teacher: D. Dodd

Total Number of Students: 24

Black	3
White	21
Hispanic	0
Asian	0
Native American	0

Grade: Sixth
Teacher: W. Edwards

Total Number of Students: 22

Black	8
White	14
Hispanic	0
Asian	0
Native American	0

Grade: Sixth
Teacher: V. Logan

Total Number of Students: 21

Black	9
White	12
Hispanic	0
Asian	0
Native American	0

Grade: Sixth
Teacher: J. Ray

Total Number of Students: 21
Black 8
White 13
Hispanic 0
Asian 0
Native American 0

Grade: Sixth
Teacher: H. Vaughn
Total Number of Students: 22
Black 8
White 14
Hispanic 0
Asian 0
Native American 0

Strayhorn School

Grade: Kindergarten
Teacher: K. Edwards

Total Number of Students: 25
Black 1
White 23
Hispanic 1
Asian 0
Native American 0

Grade: Kindergarten
Teacher: S. Frazier

Total Number of Students: 23
Black 3
White 19
Hispanic 1
Asian 0
Native American 0

Grade: Kindergarten
Teacher: M. Lacefield

Total Number of Students: 24
Black 0
White 22
Hispanic 0
Asian 0
Native American 0

Grade: Kindergarten
Teacher: B. Phillips

Total Number of Students: 25

Black	0
White	25
Hispanic	0
Asian	0
Native American	0

Grade: First & Second SPED
Teacher: D. Parker

Total Number of Students: 8

Black	0
White	8
Hispanic	0
Asian	0
Native American	0

Grade: First
Teacher: B. Barham

Total Number of Students: 24

Black	6
White	17
Hispanic	1
Asian	0
Native American	0

Grade: First
Teacher: B. Webb

Total Number of Students: 25

Black	1
White	23
Hispanic	1
Asian	0
Native American	0

Grade: First
Teacher: M. Young

Total Number of Students: 23

Black	0
White	23
Hispanic	0
Asian	0
Native American	0

Grade: Second
Teacher: S. Miller

Total Number of Students: 24
Black 4
White 20
Hispanic 0
Asian 0
Native American 0

Grade: Second
Teacher: S. Moyer

Total Number of Students: 24
Black 0
White 24
Hispanic 0
Asian 0
Native American 0

Grade: Second
Teacher: S. Walker

Total Number of Students: 21
Black 0
White 21
Hispanic 0
Asian 0
Native American 0

Grade: Third & Fourth SPED
Teacher: D. Reynolds

Total Number of Students: 15
Black 1
White 13
Hispanic 1
Asian 0
Native American 0

Grade: Third
Teacher: T. Godbold

Total Number of Students: 23
Black 0
White 22
Hispanic 1
Asian 0
Native American 0

Grade: Third
Teacher: E. Lowe

Total Number of Students: 20

Black	0
White	20
Hispanic	0
Asian	0
Native American	0

Grade: Third
Teacher: T. Pugh

Total Number of Students: 22

Black	2
White	19
Hispanic	1
Asian	0
Native American	0

Grade: Fifth
Teacher: K. Begrin

Total Number of Students: 22

Black	0
White	22
Hispanic	0
Asian	0
Native American	0

Grade: Fourth
Teacher: J. Inman

Total Number of Students: 22

Black	0
White	20
Hispanic	1
Asian	1
Native American	0

Grade: Fourth
Teacher: D. Phelps

Total Number of Students: 26

Black	2
White	24
Hispanic	0
Asian	0
Native American	0

Grade: Fifth
Teacher: F. King

Total Number of Students: 21

Black	0
White	21
Hispanic	0
Asian	0
Native American	0

Grade: Fifth
Teacher: A. Sowell

Total Number of Students: 24

Black	2
White	22
Hispanic	0
Asian	0
Native American	0

Grade: Sixth
Teacher: J. Bolen

Total Number of Students: 32

Black	1
White	29
Hispanic	2
Asian	0
Native American	0

Grade: Sixth
Teacher: P. Gardner

Total Number of Students: 28

Black	0
White	27
Hispanic	1
Asian	0
Native American	0

Grade: Sixth
Teacher: T. Skelton

Total Number of Students: 17

Black	1
White	16
Hispanic	0
Asian	0
Native American	0

Grade: Seventh
Teacher: K. Bell

Total Number of Students: 23

Black	0
White	22
Hispanic	1
Asian	0
Native American	0

Grade: Seventh & Eighth
Teacher: A. Dixon

Total Number of Students: 23

Black	0
White	22
Hispanic	1
Asian	0
Native American	0

Grade: Seventh
Teacher: J. Newson

Total Number of Students: 22

Black	0
White	21
Hispanic	1
Asian	0
Native American	0

Grade: Seventh
Teacher: C. Shelby

Total Number of Students: 21

Black	1
White	20
Hispanic	0
Asian	0
Native American	0

Grade: Eighth
Teacher: J. Miller

Total Number of Students: 22

Black	2
White	19
Hispanic	1
Asian	0
Native American	0

Coldwater High School

Grade: 7th & 8th
Teacher: A. Bateman

Total Number of Students: 11

Black	9
White	2
Hispanic	0
Asian	0
Native American	0

Grade: SPED 7th & 8th
Teacher: L. Tidwell

Total Number of Students: 5

Black	3
White	2
Hispanic	0
Asian	0
Native American	0

Grade: SPED
Teacher: A. Wenzel

Total Number of Students: 9

Black	3
White	6
Hispanic	0
Asian	0
Native American	0

Grade: 7th
Teacher: A. Askew

Total Number of Students: 9

Black	9
White	0
Hispanic	0
Asian	0
Native American	0

Grade: 7th & 8th SPED
Teacher: P. Brown

Total Number of Students: 8

Black	6
White	2
Hispanic	0
Asian	0
Native American	0

Grade: 7th
Teacher: E. Regis

Total Number of Students: 24
Black 23
White 1
Hispanic 0
Asian 0
Native American 0

Grade: 7th
Teacher: S. Mooers

Total Number of Students: 22
Black 19
White 3
Hispanic 0
Asian 0
Native American 0

Grade: 7th
Teacher: K. Jones

Total Number of Students: 22
Black 19
White 3
Hispanic 0
Asian 0
Native American 0

Grade: 7th
Teacher: J. Clay

Total Number of Students: 16
Black 13
White 3
Hispanic 0
Asian 0
Native American 0

Grade: 7th
Teacher: S. Johnson

Total Number of Students: 9
Black 8
White 1
Hispanic 0
Asian 0
Native American 0

Grade: 8th
Teacher: J. Brunt

Total Number of Students: 15

Black	12
White	3
Hispanic	0
Asian	0
Native American	0

Grade: 8th
Teacher: J. Putman

Total Number of Students: 20

Black	19
White	1
Hispanic	0
Asian	0
Native American	0

Grade: 8th
Teacher: W. Spiva

Total Number of Students: 24

Black	18
White	6
Hispanic	0
Asian	0
Native American	0

Grade: 8th
Teacher: A. Wellington

Total Number of Students: 21

Black	18
White	3
Hispanic	0
Asian	0
Native American	0

Grade: 9th
Teacher: B. Shanks

Total Number of Students: 13

Black	12
White	1
Hispanic	0
Asian	0
Native American	0

Grade: 9th
Teacher: D. Thornton

Total Number of Students: 21

Black	14
White	7
Hispanic	0
Asian	0
Native American	0

Grade: 9th - 11th
Teacher: T. Hood

Total Number of Students: 18

Black	11
White	7
Hispanic	0
Asian	0
Native American	0

Grade: 9th - 12th
Teacher: B. Morton

Total Number of Students: 18

Black	10
White	8
Hispanic	0
Asian	0
Native American	0

Grade: 10th - 12th
Teacher: V. Alton

Total Number of Students: 7

Black	5
White	2
Hispanic	0
Asian	0
Native American	0

Grade: 9th - 12th
Teacher: E. Davis

Total Number of Students: 20

Black	16
White	4
Hispanic	0
Asian	0
Native American	0

Grade: 10th - 12th
 Teacher: R. Collins

Total Number of Students: 13

Black	11
White	2
Hispanic	0
Asian	0
Native American	0

Grade: 10th - 12th
 Teacher: R. Surles

Total Number of Students: 23

Black	17
White	5
Hispanic	1
Asian	0
Native American	0

Grade: 10th - 12th
 Teacher: S. Young

Total Number of Students: 25

Black	22
White	2
Hispanic	1
Asian	0
Native American	0

Grade: 10th - 12th
 Teacher: D. Case

Total Number of Students: 21

Black	14
White	7
Hispanic	0
Asian	0
Native American	0

Grade: SPED
 Teacher: J. Overton

Total Number of Students: 8

Black	6
White	2
Hispanic	0
Asian	0
Native American	0

Grade: 11th & 12th
Teacher: A. Burnside

Total Number of Students: 20

Black	15
White	5
Hispanic	0
Asian	0
Native American	0

Grade: 11th & 12th
Teacher: E. Towles

Total Number of Students: 11

Black	9
White	2
Hispanic	0
Asian	0
Native American	0

Grade: 11th & 12th
Teacher: C. Thompson

Total Number of Students: 24

Black	19
White	5
Hispanic	0
Asian	0
Native American	0

Grade: 12th
Teacher: V. Beavers

Total Number of Students: 27

Black	22
White	5
Hispanic	0
Asian	0
Native American	0

Independence High School

Grade: 7th
Teacher: T. Copeland

Total Number of Students: 28

Black	15
White	13
Hispanic	0
Asian	0
Native American	0

Grade: 7th SPED/Inclusion
Teacher: A. Harraway

Total Number of Students: 7

Black	6
White	1
Hispanic	0
Asian	0
Native American	0

Grade: 7th & 8th
Teacher: M. Lee

Total Number of Students: 19

Black	19
White	0
Hispanic	0
Asian	0
Native American	0

Grade: 7th
Teacher: A. Reeves

Total Number of Students: 24

Black	6
White	17
Hispanic	1
Asian	0
Native American	0

Grade: 7th
Teacher: J. Self

Total Number of Students: 21

Black	9
White	12
Hispanic	0
Asian	0
Native American	0

Grade: 7th
Teacher: C. Smith

Total Number of Students: 24

Black	10
White	14
Hispanic	0
Asian	0
Native American	0

Grade: 7th
Teacher: J. Wilburn

Total Number of Students: 24
Black 10
White 14
Hispanic 0
Asian 0
Native American 0

Grade: 7th
Teacher: G. Wright

Total Number of Students: 30
Black 5
White 24
Hispanic 1
Asian 0
Native American 0

Grade: 9th SPED
Teacher: T. Holmes

Total Number of Students: 4
Black 2
White 2
Hispanic 0
Asian 0
Native American 0

Grade: 11th – 12th SPED
Teacher: J. Bonds

Total Number of Students: 5
Black 3
White 1
Hispanic 1
Asian 0

Grade: 8th
Teacher: T. Riley

Total Number of Students: 22
Black 5
White 16
Hispanic 1
Asian 0
Native American 0

Grade: SPED/Inclusion
Teacher: K. Smith

Total Number of Students: 13

Black	8
White	5
Hispanic	0
Asian	0
Native American	0

Grade: 8th
Teacher: H. Burford

Total Number of Students: 23

Black	6
White	15
Hispanic	2
Asian	0
Native American	0

Grade: 8th
Teacher: T. Thornton

Total Number of Students: 27

Black	12
White	15
Hispanic	0
Asian	0
Native American	0

Grade: 8th
Teacher: J. Knowles

Total Number of Students: 28

Black	12
White	15
Hispanic	1
Asian	0
Native American	0

Grade: 8th
Teacher: A. Walker

Total Number of Students: 29

Black	10
White	19
Hispanic	0
Asian	0
Native American	0

Grade: 9th SPED/Inclusion
Teacher: R. Stacks

Total Number of Students: 8

Black	3
White	4
Hispanic	1
Asian	0
Native American	0

Grade: 9th
Teacher: G. Cook

Total Number of Students: 29

Black	17
White	12
Hispanic	0
Asian	0
Native American	0

Grade: 9th
Teacher: D. Dickens

Total Number of Students: 14

Black	6
White	8
Hispanic	0
Asian	0
Native American	0

Grade: 9th
Teacher: J. Johnston

Total Number of Students: 24

Black	13
White	11
Hispanic	0
Asian	0
Native American	0

Grade: 9th - 12th
Teacher: L. Guise

Total Number of Students: 11

Black	7
White	3
Hispanic	1
Asian	0
Native American	0

Grade: 11th
Teacher: B. Stigler

Total Number of Students: 25

Black	14
White	11
Hispanic	0
Asian	0
Native American	0

Grade: 10th – 12th
Teacher: B. Bowlin

Total Number of Students: 26

Black	16
White	9
Hispanic	1
Asian	0
Native American	0

Grade: 9th – 12th SPED
Teacher: K. Foster

Total Number of Students: 6

Black	3
White	3
Hispanic	0
Asian	0
Native American	0

Grade: 9th – 12th
Teacher: C. Howell

Total Number of Students: 29

Black	23
White	6
Hispanic	0
Asian	0
Native American	0

Grade: 9th – 12th
Teacher: S. Snelling

Total Number of Students: 27

Black	12
White	13
Hispanic	2
Asian	0
Native American	0

Grade: 10th – 12th
 Teacher: D. Dodd

Total Number of Students: 22

Black	13
White	8
Hispanic	1
Asian	0
Native American	0

Grade: 10th – 12th
 Teacher: L. Guise

Total Number of Students: 21

Black	11
White	10
Hispanic	0
Asian	0
Native American	0

Grade: 10th – 12th
 Teacher: L. Malone

Total Number of Students: 12

Black	1
White	11
Hispanic	0
Asian	0
Native American	0

Grade: 10th – 12th
 Teacher: A. Sowell

Total Number of Students: 24

Black	16
White	8
Hispanic	0
Asian	0
Native American	0

Grade: 9th – 12th
 Teacher: C. Stevens

Total Number of Students: 22

Black	17
White	5
Hispanic	0
Asian	0
Native American	0

Grade: 10th – 12th
Teacher: S. Scott

Total Number of Students: 29

Black	12
White	17
Hispanic	0
Asian	0
Native American	0

Grade: 9th – 12th
Teacher: P. Miller

Total Number of Students: 28

Black	11
White	17
Hispanic	0
Asian	0
Native American	0

Grade: 10th – 12th
Teacher: W. Ozbirn

Total Number of Students: 9

Black	4
White	5
Hispanic	0
Asian	0
Native American	0

Grade: 10th – 12th
Teacher: S. Scott

Total Number of Students: 29

Black	12
White	17
Hispanic	0
Asian	0
Native American	0

Grade: 9th – 10th
Teacher: M. Smith

Total Number of Students: 27

Black	11
White	16
Hispanic	0
Asian	0
Native American	0

Grade: 12th
Teacher: M. McFarlin

Total Number of Students: 12
Black 1
White 11
Hispanic 0
Asian 0
Native American 0

Grade: 12th
Teacher: J. Martin

Total Number of Students: 27
Black 15
White 11
Hispanic 1
Asian 0
Native American 0

Paragraph 2 under 9

The number of full time white teachers in the school district is 135. The number of full time black teachers in the school district is 46. The number of full time Hispanic teachers in the school district is 0.

The number of full time white teachers in school is:

East Tate Elementary	39
Independence High School	38
Coldwater Elementary School	15
Coldwater High School	16
Strayhorn Elementary School	27

The number of full time black teachers in each school is:

East Tate Elementary	12
Independence High School	7
Coldwater Elementary School	12
Coldwater High School	13
Strayhorn Elementary School	2

The number of full time Hispanic teacher in each school is:

East Tate Elementary	0
Independence High School	0
Coldwater Elementary School	0
Coldwater High School	0
Strayhorn Elementary School	0

The District does not employ any part time teachers.

Paragraph 3 under 9:

The transportation system of the school district is desegregated completely, with the exception of a few remote areas, where only one race lives on the school bus route.

Paragraph 4 under 9:

All the facilities such as gymnasiums, auditoriums, and cafeterias are being operated on a desegregated basis.

Paragraph 5 under 9:

Tate County Board constructed buildings Independence High School (new school), Coldwater Elementary School (new school), Strayhorn High School (new school).

Paragraph 6 under 9:

The Tate County School Board has not sold or abandoned any school facilities, equipment, or supplies of any value since July 2, 1970.

Board of Education

Address:

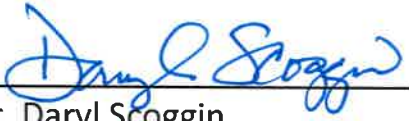
Tate County School District

574 Court Street

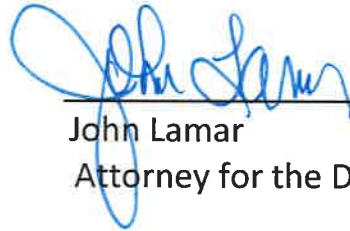
Coldwater, MS 38618

CERTIFICATE OF COMPLIANCE


We, the current superintendent of Tate County School District and its attorneys of record, certify that we have received the directives of the 1970 desegregation order governing this case, student and teacher data and the yearly audits of the school district, and certify that to the best of our knowledge and based on the information currently available to the District the information reported in this report is true and correct and directly responsive to the District's reporting requirements set forth in this court's 1970 order. Dated this the 20th day of December, 2016.



Dr. Daryl Scoggin
Superintendent



John Lamar
Attorney for the District



Jamie Jacks
Attorney for the District

FOR THE NORTHERN DISTRICT OF MISSISSIPPI

DELTA DIVISION

KELLY MCNEAL, ET.AL.)
)
 PLAINTIFFS)
)
)
)
)
 V.)
) No. DC7029-S
 TATE COUNTY SCHOOL DISTRICT, ET.AL)
)
 DEFENDENTS)
)
)
 REPORT

In pursuant to and in accordance with the order of the court entered the 4th Day of August, 1970, in the above style and numbered cause, the defendants, Tate county School Board of Education hereby files its reports as directed by section 9 of said order:

Paragraph 1 under 9

This report reflects the information according to the three zones as defined in the Court's order in said cause: namely, Easterly zone, Northwesterly zone, and Southwesterly zone. (1) the Easterly zone embraces the attendance centers of East Tate and Independence; (2) the Northwesterly zone embraces the attendance centers of Tate County and Coldwater; (3) the Southwesterly zone consists of Strayhorn Attendance Center and each zone operates as a unitary system.

In reporting paragraph one under the nine, the number of students by race enrolled in the school district is entered the 4th day of August, 1970, in the above style and numbered cause, the defendants, Tate county School Board of Education, hereby files its report as directed by Section 9 of said order:

Paragraph 1 under 9

This report reflects the information according to the three zones as defined in the Court's order in said cause: namely, Easterly zone, Northwesterly zone and Southwesterly zone. (1) The Easterly zone embraces the attendance centers of East Tate and Independence; (2) the Northwesterly zone embraces the attendance centers of Tate County and Coldwater; (3) the Southwesterly zone consists of Strayhorn Attendance Center and each zone operates as a unitary system.

In reporting paragraph one under nine, the number of students by race enrolled in the school district is:

White	1,690
Black	1,220
Hispanic	70
Asian	6
Native American	<u>1</u>
TOTAL	2,987

The number of students by race enrolled:

Coldwater Elementary School	White	45
	Black	386
	Hispanic	1
	Asian	2
	Native American	<u>0</u>
	TOTAL	434
<hr/>		
East Tate Elementary	White	345
	Black	230
	Hispanic	24
	Asian	0
	Native American	<u>0</u>
	TOTAL	599
<hr/>		
Strayhorn Elementary School	White	615
	Black	46
	Hispanic	22
	Asian	2
	Native American	<u>1</u>
	TOTAL	686
<hr/>		

Strayhorn High School	White	138
	Black	7
	Hispanic	6
	Asian	2
	Native American	<u>0</u>
	TOTAL	153
<hr/>		
Coldwater High School (Tate County)	White	22
	Black	185
	Hispanic	0
	Asian	0
	Native American	<u>0</u>
	TOTAL	207
<hr/>		
Independence High School	White	244
	Black	194
	Hispanic	6
	Asian	0
	Native American	<u>0</u>
	TOTAL	444
<hr/>		
Independence Middle School	White	281
	Black	172
	Hispanic	11
	Asian	0
	Native American	<u>0</u>
	TOTAL	464
<hr/>		

The number of students by race enrolled in each classroom in each school is:

Coldwater Elementary School

Grade: Kindergarten
Teacher: E. Branch

Total Number of Students: 19

Black 17
White 2
Hispanic 0
Asian 0
Native American 0

Grade: Kindergarten
Teacher: S. Pinkston

Total Number of Students: 17

Black 13
White 4
Hispanic 0
Asian 0
Native American 0

Grade: Kindergarten
Teacher: R. Red

Total Number of Students: 17

Black	14
White	3
Hispanic	0
Asian	0
Native American	0

Grade: Kindergarten, 1st & 2nd
Teacher: C. Taylor

Total Number of Students: 4

Black	3
White	1
Hispanic	0
Asian	0
Native American	0

Grade: 1st
Teacher: D. Berry

Total Number of Students:

Black	13
White	0
Hispanic	0
Asian	0
Native American	0

Grade: 1st
Teacher: L. Logan

Total Number of Students: 13

Black	9
White	3
Hispanic	0
Asian	1
Native American	0

Grade: 1st
Teacher: M. McCleod

Total Number of Students: 14

Black	11
White	3
Hispanic	0
Asian	0
Native American	0

Grade: 2nd
Teacher: K. Hutcherson

Total Number of Students: 24
Black 22
White 2
Hispanic 0
Asian 0
North American 0

Grade: 2nd
Teacher: W. Webb

Total Number of Students: 24
Black 20
White 3
Hispanic 1
Asian 0
Native American 0

Grade: 3rd
Teacher: O. Caldwell

Total Number of Students: 14
Black 13
White 0
Hispanic 0
Asian 1
Native American 0

Grade: 3rd
Teacher: G. Floyd

Total Number of Students: 14
Black 13
White 1
Hispanic 0
Asian 0
Native American 0

Grade: 3rd
Teacher: A. Neal

Total Number of Students: 11
Black 10
White 1
Hispanic 0
Asian 0
Native American 0

Grade: 4th
Teacher: J. Mihalovits

Total Number of Students: 22
Black 21
White 1
Hispanic 0
Asian 0
Native American 0

Grade: 4th
Teacher: C. Young

Total Number of Students: 22
Black 20
White 2
Hispanic 0
Asian 0
Native American 0

Grade: 5th
Teacher: D. Armstrong

Total Number of Students: 20
Black 18
White 2
Hispanic 0
Asian 0
Native American 0

Grade: 5th
Teacher: E. Fox

Total Number of Students: 19
Black 19
White 0
Hispanic 0
Asian 0
Native American 0

Grade: 5th
Teacher: T. Hood

Total Number of Students: 17
Black 14
White 3
Hispanic 0
Asian 0
Native American 0

Grade: 6th
Teacher: L. Hutcherson

Total Number of Students: 21
Black 21
White 0
Hispanic 0
Asian 0
Native American 0

Grade: 6th
Teacher: C. Shead

Total Number of Students: 20
Black 18
White 2
Hispanic 0
Asian 0
North American 0

Grade: 7th
Teacher: R. Allison

Total Number of Students: 17
Black 16
White 1
Hispanic 0
Asian 0
Native American 0

Grade: 7th
Teacher: A. Batemon

Total Number of Students: 12
Black 9
White 3
Hispanic 0
Asian 0
Native American 0

Grade: 7th
Teacher: R. Humphrey

Total Number of Students: 16
Black 16
White 0
Hispanic 0
Asian 0
Native American 0

Grade: 8th
Teacher: S. Johnson

Total Number of Students: 17
Black 16
White 1
Hispanic 0
Asian 0
Native American 0

Grade: 8th
Teacher: D. Robinson

Total Number of Students: 17
Black 16
White 1
Hispanic 0
Asian 0
Native American 0

Grade: 8th
Teacher: D. Trotter

Total Number of Students: 17
Black 13
White 4
Hispanic 0
Asian 0
Native American 0

East Tate Elementary

Grade: SPED
Teacher: S. Doherty

Total Number of Students: 3
Black 2
White 1
Hispanic 0
Asian 0
Native American 0

Grade: Kindergarten
Teacher: K. Anderson

Total Number of Students: 24
Black 7
White 16
Hispanic 1
Asian 0
Native American 0

Grade: Kindergarten
Teacher: B. Bradley

Total Number of Students: 24
Black 9
White 14
Hispanic 1
Asian 0
Native American 0

Grade: Kindergarten
Teacher: C. Cox

Total Number of Students: 24
Black 5
White 17
Hispanic 2
Asian 0
Native American 0

Grade: Kindergarten
Teacher: P. Fowler

Total Number of Students: 19
Black 5
White 13
Hispanic 1
Asian 0
Native American 0

Grade: Kindergarten
Teacher: A. Williams

Total Number of Students: 24
Black 7
White 17
Hispanic 0
Asian 0
Native American 0

Grade: 1st
Teacher: A. Anderson

Total Number of Students: 20
Black 9
White 11
Hispanic 0
Asian 0
Native American 0

Grade: 1st
Teacher: E. Benson

Total Number of Students: 19

Black	5
White	11
Hispanic	3
Asian	0
Native American	0

Grade: 1st
Teacher: N. Burke

Total Number of Students: 21

Black	10
White	10
Hispanic	1
Asian	0
Native American	0

Grade: 1st
Teacher: R. Conner

Total Number of Students: 19

Black	11
White	7
Hispanic	1
Asian	0
Native American	0

Grade: 1st
Teacher: C. Ferguson

Total Number of Students: 21

Black	9
White	12
Hispanic	0
Asian	0
Native American	0

Grade: 1st
Teacher: B. Foster

Total Number of Students: 20

Black	6
White	13
Hispanic	1
Asian	0
Native American	0

Grade: 1st
Teacher: Y. Hampton

Total Number of Students: 21
Black 6
White 13
Hispanic 2
Asian 0
Native American 0

Grade: 2nd
Teacher: S. Blair

Total Number of Students: 22
Black 11
White 10
Hispanic 1
Asian 0
Native American 0

Grade: 2nd
Teacher: N. Darnell

Total Number of Students: 19
Black 8
White 10
Hispanic 1
Asian 0
Native American 0

Grade: 2nd
Teacher: R. Darnell

Total Number of Students: 19
Black 12
White 7
Hispanic 0
Asian 0
Native American 0

Grade: 2nd
Teacher: L. Nicholson

Total Number of Students: 16
Black 7
White 9
Hispanic 0
Asian 0
Native American 0

Grade: 2nd
Teacher: C. Stahl

Total Number of Students: 21

Black	11
White	9
Hispanic	0
Asian	0
Native American	0

Grade: 2nd
Teacher: P. Walker

Total Number of Students: 21

Black	7
White	13
Hispanic	1
Asian	0
Native American	0

Grade: 3rd
Teacher: T. Fletcher

Total Number of Students: 21

Black	9
White	12
Hispanic	0
Asian	0
Native American	0

Grade: 3rd
Teacher: J. Gant

Total Number of Students: 19

Black	6
White	12
Hispanic	1
Asian	0
Native American	0

Grade: 3rd
Teacher: J. Lindsey

Total Number of Students: 23

Black	11
White	11
Hispanic	1
Asian	0
Native American	0

Grade: 3rd
Teacher: D. May

Total Number of Students: 24
Black 9
White 15
Hispanic 0
Asian 0
Native American 0

Grade: 3rd
Teacher: M. Smith

Total Number of Students: 25
Black 10
White 15
Hispanic 0
Asian 0
Native American 0

Grade: 4th
Teacher: P. Bailey

Total Number of Students: 22
Black 7
White 14
Hispanic 1
Asian 0
Native American 0

Grade: 4th
Teacher: V. Logan

Total Number of Students: 24
Black 10
White 14
Hispanic 0
Asian 0
Native American 0

Grade: 4th
Teacher: K. Roehm

Total Number of Students: 23
Black 9
White 14
Hispanic 0
Asian 0
Native American 0

Grade: 4th
Teacher: H. Vaughn

Total Number of Students: 20
Black 9
White 10
Hispanic 1
Asian 0
Native American 0

Grade: 4th
Teacher: M. Williams

Total Number of Students: 20
Black 5
White 13
Hispanic 2
Asian 0
Native American 0

Strayhorn School

Grade: Kindergarten
Teacher: K. Edwards

Total Number of Students: 19
Black 2
White 17
Hispanic 0
Asian 0
Native American 0

Grade: Kindergarten
Teacher: S. Frazier

Total Number of Students: 20
Black 0
White 18
Hispanic 2
Asian 0
Native American 0

Grade: Kindergarten
Teacher: M. Lacefield

Total Number of Students: 21
Black 4
White 17
Hispanic 0
Asian 0
Native American 0

Grade: Kindergarten
Teacher: B. Phillips

Total Number of Students: 18

Black	2
White	15
Hispanic	0
Asian	1
Native American	0

Grade: 1st
Teacher: B. Barham

Total Number of Students: 26

Black	4
White	22
Hispanic	0
Asian	0
Native American	0

Grade: 1st
Teacher: A. Sowell

Total Number of Students: 26

Black	0
White	26
Hispanic	0
Asian	0
Native American	0

Grade: 1st
Teacher: B. Webb

Total Number of Students: 26

Black	0
White	24
Hispanic	2
Asian	0
Native American	0

Grade: 1st
Teacher: M. Young

Total Number of Students: 26

Black	0
White	25
Hispanic	1
Asian	0
Native American	0

Grade: 2nd
Teacher: S. Miller

Total Number of Students: 29
Black 7
White 21
Hispanic 1
Asian 0
Native American 0

Grade: 2nd
Teacher: S. Moyer

Total Number of Students: 29
Black 0
White 28
Hispanic 1
Asian 0
Native American 0

Grade: 2nd
Teacher: S. Walker

Total Number of Students: 29
Black 2
White 26
Hispanic 1
Asian 0
Native American 0

Grade: 3rd
Teacher: K. Begrin

Total Number of Students: 22
Black 0
White 22
Hispanic 0
Asian 0
Native American 0

Grade: 3rd
Teacher: E. Lowe

Total Number of Students: 23
Black 0
White 21
Hispanic 2
Asian 0
Native American 0

Grade: 3rd
Teacher: T. Towns

Total Number of Students: 22
Black 6
White 15
Hispanic 1
Asian 0
Native American 0

Grade: 4th
Teacher: J. Inman

Total Number of Students: 23
Black 0
White 23
Hispanic 1
Asian 0
Native American 0

Grade: 4th
Teacher: D. Phelps

Total Number of Students: 24
Black 0
White 21
Hispanic 3
Asian 0
Native American 0

Grade: 4th
Teacher: K. Smith

Total Number of Students: 23
Black 4
White 19
Hispanic 0
Asian 0
Native American 0

Grade: 5th
Teacher: S. Carver

Total Number of Students: 28
Black 3
White 24
Hispanic 1
Asian 0
Native American 0

Grade: 5th
Teacher: S. Clower

Total Number of Students: 14

Black	0
White	13
Hispanic	0
Asian	1
Native American	0

Grade: 6th
Teacher: P. Gardner

Total Number of Students: 28

Black	2
White	26
Hispanic	0
Asian	0
Native American	0

Grade: 5th
Teacher: F. King

Total Number of Students: 26

Black	1
White	24
Hispanic	0
Asian	0
Native American	1

Grade: 6th
Teacher: J. Phelps

Total Number of Students: 29

Black	0
White	29
Hispanic	0
Asian	0
Native American	0

Grade: 7th
Teacher: J. Gayden

Total Number of Students: 24

Black	1
White	22
Hispanic	1
Asian	0
Native American	0

Grade: 7th
Teacher: C. Smith

Total Number of Students: 25
Black 2
White 21
Hispanic 2
Asian 0
Native American 0

Grade: 7th
Teacher: J. Underwood

Total Number of Students: 23
Black 1
White 21
Hispanic 1
Asian 0
Native American 0

Grade: 8th
Teacher: D. Collins

Total Number of Students: 23
Black 5
White 18
Hispanic 0
Asian 0
Native American 0

Grade: 8th
Teacher: J. Newson

Total Number of Students: 26
Black 0
White 23
Hispanic 3
Asian 0
Native American 0

Stravhorn High School

Grade: SPED
Teacher: A. Harrison

Total Number of Students: 2
Black 1
White 1
Hispanic 0
Asian 1
Native American 0

Grade: 9th - 12th
 Teacher: K. Bell

Total Number of Students: 25
 Black 1
 White 21
 Hispanic 2
 Asian 1
 Native American 0

Grade: 9th - 12th
 Teacher: D. Case

Total Number of Students: 15
 Black 1
 White 13
 Hispanic 1
 Asian 0
 Native American 0

Grade: 9th - 12th
 Teacher: C. Floyd

Total Number of Students: 22
 Black 1
 White 21
 Hispanic 0
 Asian 0
 Native American 0

Grade: 9th - 12th
 Teacher: J. Hunt

Total Number of Students: 15
 Black 0
 White 15
 Hispanic 0
 Asian 0
 Native American 0

Grade: 9th - 12th
 Teacher: N. Rodrigues

Total Number of Students: 15
 Black 0
 White 14
 Hispanic 1
 Asian 0
 Native American 0

Grade: 9th – 12th
Teacher: C. Shelby

Total Number of Students: 19
Black 0
White 18
Hispanic 0
Asian 1
Native American 0

Grade: 9th – 12th
Teacher: T. Thornton

Total Number of Students: 15
Black 0
White 15
Hispanic 0
Asian 0
Native American 0

Grade: 9th – 12th
Teacher: J. Underwood

Total Number of Students: 23
Black 2
White 20
Hispanic 1
Asian 0
Native American 0

Coldwater High School

Grade: SPED
Teacher: D. Deschler

Total Number of Students: 6
Black 4
White 2
Hispanic 0
Asian 0
Native American 0

Grade: SPED
Teacher: L. Tidwell

Total Number of Students: 5
Black 4
White 1
Hispanic 0
Asian 0
Native American 0

Grade: 9th
Teacher: J. Clay

Total Number of Students: 16

Black	14
White	2
Hispanic	0
Asian	0
Native American	0

Grade: 9th
Teacher: B. Morton

Total Number of Students: 14

Black	11
White	3
Hispanic	0
Asian	0
Native American	0

Grade: 9th
Teacher: B. Shanks

Total Number of Students: 15

Black	13
White	2
Hispanic	0
Asian	0
Native American	0

Grade: 10th
Teacher: L. Hibler

Total Number of Students: 21

Black	20
White	1
Hispanic	0
Asian	0
Native American	0

Grade: 10th
Teacher: E. Regis

Total Number of Students: 19

Black	18
White	1
Hispanic	0
Asian	0
Native American	0

Grade: 10th
Teacher: A. Wenzel

Total Number of Students: 21

Black	20
White	1
Hispanic	0
Asian	0
Native American	0

Grade: 11th
Teacher: V. Alton

Total Number of Students: 18

Black	15
White	3
Hispanic	0
Asian	0
Native American	0

Grade: 11th
Teacher: S. Mooers

Total Number of Students: 16

Black	15
White	1
Hispanic	0
Asian	0
Native American	0

Grade: 11th
Teacher: J. Putnam

Total Number of Students: 17

Black	16
White	1
Hispanic	0
Asian	0
Native American	0

Grade: 12th
Teacher: A. Burnside

Total Number of Students: 24

Black	23
White	1
Hispanic	0
Asian	0
Native American	0

Grade: 12th
Teacher: E. Towles

Total Number of Students: 15
Black 12
White 3
Hispanic 0
Asian 0
Native American 0

Independence Middle School

Grade: 5th – 8th
Teacher: K, Knolls

Total Number of Students: 9
Black 7
White 2
Hispanic 0
Asian 0
Native American 0

Grade: 5th
Teacher: J. Barron

Total Number of Students: 20
Black 4
White 15
Hispanic 1
Asian 0
Native American 0

Grade: 5th
Teacher: M. Kinard

Total Number of Students: 23
Black 6
White 17
Hispanic 0
Asian 0
Native American 0

Grade: 5th
Teacher: J. Patterson

Total Number of Students: 20
Black 6
White 14
Hispanic 0
Asian 0
Native American 0

Grade: 5th
Teacher: K. Pierce

Total Number of Students: 20
Black 9
White 11
Hispanic 0
Asian 0
Native American 0

Grade: 5th
Teacher: M. Ricks

Total Number of Students: 24
Black 10
White 13
Hispanic 1
Asian 0
Native American 0

Grade: 6th
Teacher: L. Badgett

Total Number of Students: 24
Black 9
White 13
Hispanic 2
Asian 0
Native American 0

Grade: 6th
Teacher: P. Baker
Total Number of Students: 22
Black 6
White 16
Hispanic 0
Asian 0
Native American 0

Grade: 6th
Teacher: J. Blaylock

Total Number of Students: 19
Black 12
White 7
Hispanic 0
Asian 0
Native American 0

Grade: 6th
Teacher: N. Bolden

Total Number of Students: 24
Black 7
White 16
Hispanic 1
Asian 0
Native American 0

Grade: 6th
Teacher: J. Ray

Total Number of Students: 23
Black 6
White 16
Hispanic 1
Asian 0
Native American 0

Grade: 7th
Teacher: A. Haraway

Total Number of Students: 7
Black 4
White 3
Hispanic 0
Asian 0
Native American 0

Grade: 7th
Teacher: T. Meyes

Total Number of Students: 17
Black 8
White 9
Hispanic 0
Asian 0
Native American 0

Grade: 7th
Teacher: L. Neyman

Total Number of Students: 17
Black 5
White 11
Hispanic 1
Asian 0
Native American 0

Grade: 7th
Teacher: J. Price

Total Number of Students: 24
Black 11
White 13
Hispanic 0
Asian 0
Native American 0

Grade: 7th
Teacher: A. Reeves

Total Number of Students: 24
Black 8
White 14
Hispanic 2
Asian 0
Native American 0

Grade: 7th
Teacher: J. Self

Total Number of Students: 14
Black 4
White 10
Hispanic 0
Asian 0
Native American 0

Grade: 7th & 8th
Teacher: A. Walker

Total Number of Students: 27
Black 9
White 16
Hispanic 2
Asian 0
Native American 0

Grade: 8th
Teacher: J. Barham

Total Number of Students: 19
Black 4
White 15
Hispanic 0
Asian 0
Native American 0

Grade: 8th
Teacher: R. Blackburn

Total Number of Students: 22

Black	10
White	12
Hispanic	0
Asian	0
Native American	0

Grade: 8th
Teacher: H. Buford

Total Number of Students: 21

Black	10
White	11
Hispanic	0
Asian	0
Native American	0

Grade: 8th
Teacher: M. Carter

Total Number of Students: 19

Black	10
White	9
Hispanic	0
Asian	0
Native American	0

Grade: 7th & 8th
Teacher: A. Haraway

Total Number of Students: 7

Black	4
White	3
Hispanic	0
Asian	0
Native American	0

Grade: 8th
Teacher: J. Knowles

Total Number of Students: 22

Black	5
White	17
Hispanic	0
Asian	0
Native American	0

Independence High School

Grade: 9th
 Teacher: G. Cook

Total Number of Students: 24

Black	8
White	15
Hispanic	1
Asian	0
Native American	0

Grade: 9th
 Teacher: A. Edge

Total Number of Students: 27

Black	7
White	19
Hispanic	1
Asian	0
Native American	0

Grade: 9th
 Teacher: A. Nickens

Total Number of Students: 31

Black	14
White	17
Hispanic	0
Asian	0
Native American	0

Grade: 9th
 Teacher: M. Parker

Total Number of Students: 26

Black	10
White	16
Hispanic	1
Asian	0
Native American	0

Grade: 9th
 Teacher: M. Smith

Total Number of Students: 26

Black	8
White	18
Hispanic	0
Asian	0
Native American	0

Grade: 10th
Teacher: D. Fulgham

Total Number of Students: 23
Black 11
White 12
Hispanic 0
Asian 0
Native American 0

Grade: 10th
Teacher: M. Harrison

Total Number of Students: 24
Black 14
White 10
Hispanic 0
Asian 0
Native American 0

Grade: 10th
Teacher: J. Pugh

Total Number of Students: 29
Black 10
White 17
Hispanic 2
Asian 0
Native American 0

Grade: 10th
Teacher: B. Scott

Total Number of Students: 19
Black 9
White 10
Hispanic 0
Asian 0
Native American 0

Grade: 11th
Teacher: L. Guise

Total Number of Students: 26
Black 11
White 15
Hispanic 0
Asian 0
Native American 0

Grade: 11th
Teacher: C. Howell

Total Number of Students: 23
Black 8
White 15
Hispanic 0
Asian 0
Native American 0

Grade: 11th
Teacher: A. McCann

Total Number of Students: 18
Black 13
White 4
Hispanic 1
Asian 0
Native American 0

Grade: 11th
Teacher: S. Snelling

Total Number of Students: 21
Black 14
White 7
Hispanic 0
Asian 0
Native American 0

Grade: 11th
Teacher: B. Stigler

Total Number of Students: 23
Black 13
White 10
Hispanic 0
Asian 0
Native American 0

Grade: 12th
Teacher: B. Bowlin

Total Number of Students: 25
Black 6
White 19
Hispanic 0
Asian 0
Native American 0

Grade: 12th
Teacher: L. McFarlin

Total Number of Students: 27

Black	10
White	17
Hispanic	0
Asian	0
Native American	0

Grade: 12th
Teacher: P. Quinn

Total Number of Students: 27

Black	15
White	11
Hispanic	1
Asian	0
Native American	0

Grade: 12th
Teacher: S. Scott

Total Number of Students: 25

Black	14
White	11
Hispanic	0
Asian	0
Native American	0

Paragraph 2 under 9

The number of full time white teachers in the school district is 140. The number of full time black teachers in the school district is 42. The number of full time Hispanic teachers in the school district is 1.

The number of full time white teachers in school is:

East Tate Elementary	26
Independence High School	22
Coldwater Elementary School	16
Coldwater High School	13
Strayhorn Elementary School	24
Strayhorn High School	15
Independence Middle School	24

The number of full time black teachers in each school is:

East Tate Elementary	12
Independence High School	7
Coldwater Elementary School	12
Coldwater High School	13
Strayhorn Elementary School	2
Strayhorn High School	1
Independence Middle School	3

The number of full time Hispanic teacher in each school is:

East Tate Elementary	0
Independence High School	0
Coldwater Elementary School	0
Coldwater High School	0
Strayhorn Elementary School	0
Strayhorn High School	1
Independence Middle School	0

The District does not employ part time teachers.

Paragraph 3 under 9:

The transportation system of the school district is desegregated completely, with the exception of a few remote areas, where only one race lives on the school bus route.

Paragraph 4 under 9:

All the facilities such as gymnasiums, auditoriums, and cafeterias are being operated on a desegregated basis.

Paragraph 5 under 9:

Tate County Board constructed no buildings.

Paragraph 6 under 9:

The Tate County School Board has not sold or abandoned any school facilities, equipment, or supplies of any value since July 2, 1970.

Address:


Tate County School District
574 Court Street
Coldwater, MS 38618

CERTIFICATE OF COMPLIANCE

We, the current superintendent of Tate County School District and its attorneys of record, certify that we have received the directives of the 1970 desegregation order governing this case, student and teacher data and the yearly audits of the school district, and certify that to the best of our knowledge and based on the information currently available to the District the information reported in this report is true and correct and directly responsive to the District's reporting requirements set forth in this court's 1970 order. Dated this the 20th day of December, 2016.



Dr. Daryl Scoggin
Superintendent



John Lamar
Attorney for the District



Jamie Jacks
Attorney for the District

FOR THE NORTHERN DISTRICT OF MISSISSIPPI

DELTA DIVISION

KELLY MCNEAL, ET.AL.)

PLAINTIFFS)

V.)

TATE COUNTY SCHOOL DISTRICT, ET.AL)

DEFENDENTS)

No. DC7029-S

REPORT

In pursuant to and in accordance with the order of the court entered the 4th Day of August, 1970, in the above style and numbered cause, the defendants, Tate county School Board of Education hereby files its reports as directed by section 9 of said order:

Paragraph 1 under 9

This report reflects the information according to the three zones as defined in the Court's order in said cause: namely, Easterly zone, Northwesterly zone, and Southwesterly zone. (1) the Easterly zone embraces the attendance centers of East Tate and Independence; (2) the Northwesterly zone embraces the attendance centers of Tate County and Coldwater; (3) the Southwesterly zone consists of Strayhorn Attendance Center and each zone operates as a unitary system.

In reporting paragraph one under the nine, the number of students by race enrolled in the school district is entered the 4th day of August, 1970, in the above style and numbered cause, the defendants, Tate county School Board of Education, hereby files its report as directed by Section 9 of said order:

Paragraph 1 under 9

This report reflects the information according to the three zones as defined in the Court's order in said cause: namely, Easterly zone, Northwesterly zone and Southwesterly zone. (1) The Easterly zone embraces the attendance centers of East Tate and Independence; (2) the Northwesterly zone embraces the attendance centers of Tate County and Coldwater; (3) the Southwesterly zone consists of Strayhorn Attendance Center and each zone operates as a unitary system.

In reporting paragraph one under nine, the number of students by race enrolled in the school district is:

White	1,690
Black	1,220
Hispanic	70
Asian	6
Native American	<u>1</u>
TOTAL	2,987

The number of students by race enrolled:

Coldwater Elementary School	White	45
	Black	386
	Hispanic	1
	Asian	2
	Native American	<u>0</u>
	TOTAL	434
<hr/>		
East Tate Elementary	White	345
	Black	230
	Hispanic	24
	Asian	0
	Native American	<u>0</u>
	TOTAL	599
<hr/>		
Strayhorn Elementary School	White	615
	Black	46
	Hispanic	22
	Asian	2
	Native American	<u>1</u>
	TOTAL	686
<hr/>		

Strayhorn High School	White	138
	Black	7
	Hispanic	6
	Asian	2
	Native American	<u>0</u>
	TOTAL	153
<hr/>		
Coldwater High School (Tate County)	White	22
	Black	185
	Hispanic	0
	Asian	0
	Native American	<u>0</u>
	TOTAL	207
<hr/>		
Independence High School	White	244
	Black	194
	Hispanic	6
	Asian	0
	Native American	<u>0</u>
	TOTAL	444
<hr/>		
Independence Middle School	White	281
	Black	172
	Hispanic	11
	Asian	0
	Native American	<u>0</u>
	TOTAL	464

The number of students by race enrolled in each classroom in each school is:

Coldwater Elementary School

Grade: Kindergarten
Teacher: E. Branch

Total Number of Students: 19

Black 17
White 2
Hispanic 0
Asian 0
Native American 0

Grade: Kindergarten
Teacher: S. Pinkston

Total Number of Students: 17

Black 13
White 4
Hispanic 0
Asian 0
Native American 0

Grade: Kindergarten
Teacher: R. Red

Total Number of Students: 17

Black	14
White	3
Hispanic	0
Asian	0
Native American	0

Grade: Kindergarten, 1st & 2nd
Teacher: C. Taylor

Total Number of Students: 4

Black	3
White	1
Hispanic	0
Asian	0
Native American	0

Grade: 1st
Teacher: D. Berry

Total Number of Students:

Black	13
White	0
Hispanic	0
Asian	0
Native American	0

Grade: 1st
Teacher: L. Logan

Total Number of Students: 13

Black	9
White	3
Hispanic	0
Asian	1
Native American	0

Grade: 1st
Teacher: M. McCleod

Total Number of Students: 14

Black	11
White	3
Hispanic	0
Asian	0
Native American	0

Grade: 2nd
Teacher: K. Hutcherson

Total Number of Students: 24
Black 22
White 2
Hispanic 0
Asian 0
North American 0

Grade: 2nd
Teacher: W. Webb

Total Number of Students: 24
Black 20
White 3
Hispanic 1
Asian 0
Native American 0

Grade: 3rd
Teacher: O. Caldwell

Total Number of Students: 14
Black 13
White 0
Hispanic 0
Asian 1
Native American 0

Grade: 3rd
Teacher: G. Floyd

Total Number of Students: 14
Black 13
White 1
Hispanic 0
Asian 0
Native American 0

Grade: 3rd
Teacher: A. Neal

Total Number of Students: 11
Black 10
White 1
Hispanic 0
Asian 0
Native American 0

Grade: 4th
Teacher: J. Mihalovits

Total Number of Students: 22
Black 21
White 1
Hispanic 0
Asian 0
Native American 0

Grade: 4th
Teacher: C. Young

Total Number of Students: 22
Black 20
White 2
Hispanic 0
Asian 0
Native American 0

Grade: 5th
Teacher: D. Armstrong

Total Number of Students: 20
Black 18
White 2
Hispanic 0
Asian 0
Native American 0

Grade: 5th
Teacher: E. Fox

Total Number of Students: 19
Black 19
White 0
Hispanic 0
Asian 0
Native American 0

Grade: 5th
Teacher: T. Hood

Total Number of Students: 17
Black 14
White 3
Hispanic 0
Asian 0
Native American 0

Grade: 6th
Teacher: L. Hutcherson

Total Number of Students: 21
Black 21
White 0
Hispanic 0
Asian 0
Native American 0

Grade: 6th
Teacher: C. Shead

Total Number of Students: 20
Black 18
White 2
Hispanic 0
Asian 0
North American 0

Grade: 7th
Teacher: R. Allison

Total Number of Students: 17
Black 16
White 1
Hispanic 0
Asian 0
Native American 0

Grade: 7th
Teacher: A. Batemon

Total Number of Students: 12
Black 9
White 3
Hispanic 0
Asian 0
Native American 0

Grade: 7th
Teacher: R. Humphrey

Total Number of Students: 16
Black 16
White 0
Hispanic 0
Asian 0
Native American 0

Grade: 8th
 Teacher: S. Johnson

Total Number of Students: 17
 Black 16
 White 1
 Hispanic 0
 Asian 0
 Native American 0

Grade: 8th
 Teacher: D. Robinson

Total Number of Students: 17
 Black 16
 White 1
 Hispanic 0
 Asian 0
 Native American 0

Grade: 8th
 Teacher: D. Trotter

Total Number of Students: 17
 Black 13
 White 4
 Hispanic 0
 Asian 0
 Native American 0

East Tate Elementary

Grade: SPED
 Teacher: S. Doherty

Total Number of Students: 3
 Black 2
 White 1
 Hispanic 0
 Asian 0
 Native American 0

Grade: Kindergarten
 Teacher: K. Anderson

Total Number of Students: 24
 Black 7
 White 16
 Hispanic 1
 Asian 0
 Native American 0

Grade: Kindergarten
Teacher: B. Bradley

Total Number of Students: 24

Black	9
White	14
Hispanic	1
Asian	0
Native American	0

Grade: Kindergarten
Teacher: C. Cox

Total Number of Students: 24

Black	5
White	17
Hispanic	2
Asian	0
Native American	0

Grade: Kindergarten
Teacher: P. Fowler

Total Number of Students: 19

Black	5
White	13
Hispanic	1
Asian	0
Native American	0

Grade: Kindergarten
Teacher: A. Williams

Total Number of Students: 24

Black	7
White	17
Hispanic	0
Asian	0
Native American	0

Grade: 1st
Teacher: A. Anderson

Total Number of Students: 20

Black	9
White	11
Hispanic	0
Asian	0
Native American	0

Grade: 1st
Teacher: E. Benson

Total Number of Students: 19
Black 5
White 11
Hispanic 3
Asian 0
Native American 0

Grade: 1st
Teacher: N. Burke

Total Number of Students: 21
Black 10
White 10
Hispanic 1
Asian 0
Native American 0

Grade: 1st
Teacher: R. Conner

Total Number of Students: 19
Black 11
White 7
Hispanic 1
Asian 0
Native American 0

Grade: 1st
Teacher: C. Ferguson

Total Number of Students: 21
Black 9
White 12
Hispanic 0
Asian 0
Native American 0

Grade: 1st
Teacher: B. Foster

Total Number of Students: 20
Black 6
White 13
Hispanic 1
Asian 0
Native American 0

Grade: 1st
Teacher: Y. Hampton

Total Number of Students: 21
Black 6
White 13
Hispanic 2
Asian 0
Native American 0

Grade: 2nd
Teacher: S. Blair

Total Number of Students: 22
Black 11
White 10
Hispanic 1
Asian 0
Native American 0

Grade: 2nd
Teacher: N. Darnell

Total Number of Students: 19
Black 8
White 10
Hispanic 1
Asian 0
Native American 0

Grade: 2nd
Teacher: R. Darnell

Total Number of Students: 19
Black 12
White 7
Hispanic 0
Asian 0
Native American 0

Grade: 2nd
Teacher: L. Nicholson

Total Number of Students: 16
Black 7
White 9
Hispanic 0
Asian 0
Native American 0

Grade: 2nd
Teacher: C. Stahl

Total Number of Students: 21

Black	11
White	9
Hispanic	0
Asian	0
Native American	0

Grade: 2nd
Teacher: P. Walker

Total Number of Students: 21

Black	7
White	13
Hispanic	1
Asian	0
Native American	0

Grade: 3rd
Teacher: T. Fletcher

Total Number of Students: 21

Black	9
White	12
Hispanic	0
Asian	0
Native American	0

Grade: 3rd
Teacher: J. Gant

Total Number of Students: 19

Black	6
White	12
Hispanic	1
Asian	0
Native American	0

Grade: 3rd
Teacher: J. Lindsey

Total Number of Students: 23

Black	11
White	11
Hispanic	1
Asian	0
Native American	0

Grade: 3rd
Teacher: D. May

Total Number of Students: 24
Black 9
White 15
Hispanic 0
Asian 0
Native American 0

Grade: 3rd
Teacher: M. Smith

Total Number of Students: 25
Black 10
White 15
Hispanic 0
Asian 0
Native American 0

Grade: 4th
Teacher: P. Bailey

Total Number of Students: 22
Black 7
White 14
Hispanic 1
Asian 0
Native American 0

Grade: 4th
Teacher: V. Logan

Total Number of Students: 24
Black 10
White 14
Hispanic 0
Asian 0
Native American 0

Grade: 4th
Teacher: K. Roehm

Total Number of Students: 23
Black 9
White 14
Hispanic 0
Asian 0
Native American 0

Grade: 4th
Teacher: H. Vaughn

Total Number of Students: 20

Black	9
White	10
Hispanic	1
Asian	0
Native American	0

Grade: 4th
Teacher: M. Williams

Total Number of Students: 20

Black	5
White	13
Hispanic	2
Asian	0
Native American	0

Stravhorn School

Grade: Kindergarten
Teacher: K. Edwards

Total Number of Students: 19

Black	2
White	17
Hispanic	0
Asian	0
Native American	0

Grade: Kindergarten
Teacher: S. Frazier

Total Number of Students: 20

Black	0
White	18
Hispanic	2
Asian	0
Native American	0

Grade: Kindergarten
Teacher: M. Lacefield

Total Number of Students: 21

Black	4
White	17
Hispanic	0
Asian	0
Native American	0

Grade: Kindergarten
Teacher: B. Phillips

Total Number of Students: 18
Black 2
White 15
Hispanic 0
Asian 1
Native American 0

Grade: 1st
Teacher: B. Barham

Total Number of Students: 26
Black 4
White 22
Hispanic 0
Asian 0
Native American 0

Grade: 1st
Teacher: A. Sowell

Total Number of Students: 26
Black 0
White 26
Hispanic 0
Asian 0
Native American 0

Grade: 1st
Teacher: B. Webb

Total Number of Students: 26
Black 0
White 24
Hispanic 2
Asian 0
Native American 0

Grade: 1st
Teacher: M. Young

Total Number of Students: 26
Black 0
White 25
Hispanic 1
Asian 0
Native American 0

Grade: 2nd
Teacher: S. Miller

Total Number of Students: 29

Black	7
White	21
Hispanic	1
Asian	0
Native American	0

Grade: 2nd
Teacher: S. Moyer

Total Number of Students: 29

Black	0
White	28
Hispanic	1
Asian	0
Native American	0

Grade: 2nd
Teacher: S. Walker

Total Number of Students: 29

Black	2
White	26
Hispanic	1
Asian	0
Native American	0

Grade: 3rd
Teacher: K. Begrin

Total Number of Students: 22

Black	0
White	22
Hispanic	0
Asian	0
Native American	0

Grade: 3rd
Teacher: E. Lowe

Total Number of Students: 23

Black	0
White	21
Hispanic	2
Asian	0
Native American	0

Grade: 3rd
Teacher: T. Towns

Total Number of Students: 22

Black	6
White	15
Hispanic	1
Asian	0
Native American	0

Grade: 4th
Teacher: J. Inman

Total Number of Students: 23

Black	0
White	23
Hispanic	1
Asian	0
Native American	0

Grade: 4th
Teacher: D. Phelps

Total Number of Students: 24

Black	0
White	21
Hispanic	3
Asian	0
Native American	0

Grade: 4th
Teacher: K. Smith

Total Number of Students: 23

Black	4
White	19
Hispanic	0
Asian	0
Native American	0

Grade: 5th
Teacher: S. Carver

Total Number of Students: 28

Black	3
White	24
Hispanic	1
Asian	0
Native American	0

Grade: 5th
Teacher: S. Clower

Total Number of Students: 14

Black	0
White	13
Hispanic	0
Asian	1
Native American	0

Grade: 6th
Teacher: P. Gardner

Total Number of Students: 28

Black	2
White	26
Hispanic	0
Asian	0
Native American	0

Grade: 5th
Teacher: F. King

Total Number of Students: 26

Black	1
White	24
Hispanic	0
Asian	0
Native American	1

Grade: 6th
Teacher: J. Phelps

Total Number of Students: 29

Black	0
White	29
Hispanic	0
Asian	0
Native American	0

Grade: 7th
Teacher: J. Gayden

Total Number of Students: 24

Black	1
White	22
Hispanic	1
Asian	0
Native American	0

Grade: 7th
Teacher: C. Smith

Total Number of Students: 25
Black 2
White 21
Hispanic 2
Asian 0
Native American 0

Grade: 7th
Teacher: J. Underwood

Total Number of Students: 23
Black 1
White 21
Hispanic 1
Asian 0
Native American 0

Grade: 8th
Teacher: D. Collins

Total Number of Students: 23
Black 5
White 18
Hispanic 0
Asian 0
Native American 0

Grade: 8th
Teacher: J. Newson

Total Number of Students: 26
Black 0
White 23
Hispanic 3
Asian 0
Native American 0

Stravhorn High School

Grade: SPED
Teacher: A. Harrison

Total Number of Students: 2
Black 1
White 1
Hispanic 0
Asian 1
Native American 0

Grade: 9th - 12th
Teacher: K. Bell

Total Number of Students: 25

Black	1
White	21
Hispanic	2
Asian	1
Native American	0

Grade: 9th - 12th
Teacher: D. Case

Total Number of Students: 15

Black	1
White	13
Hispanic	1
Asian	0
Native American	0

Grade: 9th - 12th
Teacher: C. Floyd

Total Number of Students: 22

Black	1
White	21
Hispanic	0
Asian	0
Native American	0

Grade: 9th - 12th
Teacher: J. Hunt

Total Number of Students: 15

Black	0
White	15
Hispanic	0
Asian	0
Native American	0

Grade: 9th - 12th
Teacher: N. Rodrigues

Total Number of Students: 15

Black	0
White	14
Hispanic	1
Asian	0
Native American	0

Grade: 9th – 12th
Teacher: C. Shelby

Total Number of Students: 19
Black 0
White 18
Hispanic 0
Asian 1
Native American 0

Grade: 9th – 12th
Teacher: T. Thornton

Total Number of Students: 15
Black 0
White 15
Hispanic 0
Asian 0
Native American 0

Grade: 9th – 12th
Teacher: J. Underwood

Total Number of Students: 23
Black 2
White 20
Hispanic 1
Asian 0
Native American 0

Coldwater High School

Grade: SPED
Teacher: D. Deschler

Total Number of Students: 6
Black 4
White 2
Hispanic 0
Asian 0
Native American 0

Grade: SPED
Teacher: L. Tidwell

Total Number of Students: 5
Black 4
White 1
Hispanic 0
Asian 0
Native American 0

Grade: 9th
Teacher: J. Clay

Total Number of Students: 16

Black	14
White	2
Hispanic	0
Asian	0
Native American	0

Grade: 9th
Teacher: B. Morton

Total Number of Students: 14

Black	11
White	3
Hispanic	0
Asian	0
Native American	0

Grade: 9th
Teacher: B. Shanks

Total Number of Students: 15

Black	13
White	2
Hispanic	0
Asian	0
Native American	0

Grade: 10th
Teacher: L. Hibler

Total Number of Students: 21

Black	20
White	1
Hispanic	0
Asian	0
Native American	0

Grade: 10th
Teacher: E. Regis

Total Number of Students: 19

Black	18
White	1
Hispanic	0
Asian	0
Native American	0

Grade: 10th
Teacher: A. Wenzel

Total Number of Students: 21

Black	20
White	1
Hispanic	0
Asian	0
Native American	0

Grade: 11th
Teacher: V. Alton

Total Number of Students: 18

Black	15
White	3
Hispanic	0
Asian	0
Native American	0

Grade: 11th
Teacher: S. Mooers

Total Number of Students: 16

Black	15
White	1
Hispanic	0
Asian	0
Native American	0

Grade: 11th
Teacher: J. Putnam

Total Number of Students: 17

Black	16
White	1
Hispanic	0
Asian	0
Native American	0

Grade: 12th
Teacher: A. Burnside

Total Number of Students: 24

Black	23
White	1
Hispanic	0
Asian	0
Native American	0

Grade: 12th
Teacher: E. Towles

Total Number of Students: 15
Black 12
White 3
Hispanic 0
Asian 0
Native American 0

Independence Middle School

Grade: 5th – 8th
Teacher: K, Knolls

Total Number of Students: 9
Black 7
White 2
Hispanic 0
Asian 0
Native American 0

Grade: 5th
Teacher: J. Barron

Total Number of Students: 20
Black 4
White 15
Hispanic 1
Asian 0
Native American 0

Grade: 5th
Teacher: M. Kinard

Total Number of Students: 23
Black 6
White 17
Hispanic 0
Asian 0
Native American 0

Grade: 5th
Teacher: J. Patterson

Total Number of Students: 20
Black 6
White 14
Hispanic 0
Asian 0
Native American 0

Grade: 5th
Teacher: K. Pierce

Total Number of Students: 20

Black	9
White	11
Hispanic	0
Asian	0
Native American	0

Grade: 5th
Teacher: M. Ricks

Total Number of Students: 24

Black	10
White	13
Hispanic	1
Asian	0
Native American	0

Grade: 6th
Teacher: L. Badgett

Total Number of Students: 24

Black	9
White	13
Hispanic	2
Asian	0
Native American	0

Grade: 6th
Teacher: P. Baker

Total Number of Students: 22

Black	6
White	16
Hispanic	0
Asian	0
Native American	0

Grade: 6th
Teacher: J. Blaylock

Total Number of Students: 19

Black	12
White	7
Hispanic	0
Asian	0
Native American	0

Grade: 6th
Teacher: N. Bolden

Total Number of Students: 24

Black	7
White	16
Hispanic	1
Asian	0
Native American	0

Grade: 6th
Teacher: J. Ray

Total Number of Students: 23

Black	6
White	16
Hispanic	1
Asian	0
Native American	0

Grade: 7th
Teacher: A. Haraway

Total Number of Students: 7

Black	4
White	3
Hispanic	0
Asian	0
Native American	0

Grade: 7th
Teacher: T. Meyes

Total Number of Students: 17

Black	8
White	9
Hispanic	0
Asian	0
Native American	0

Grade: 7th
Teacher: L. Neyman

Total Number of Students: 17

Black	5
White	11
Hispanic	1
Asian	0
Native American	0

Grade: 7th
Teacher: J. Price

Total Number of Students: 24
Black 11
White 13
Hispanic 0
Asian 0
Native American 0

Grade: 7th
Teacher: A. Reeves

Total Number of Students: 24
Black 8
White 14
Hispanic 2
Asian 0
Native American 0

Grade: 7th
Teacher: J. Self

Total Number of Students: 14
Black 4
White 10
Hispanic 0
Asian 0
Native American 0

Grade: 7th & 8th
Teacher: A. Walker

Total Number of Students: 27
Black 9
White 16
Hispanic 2
Asian 0
Native American 0

Grade: 8th
Teacher: J. Barham

Total Number of Students: 19
Black 4
White 15
Hispanic 0
Asian 0
Native American 0

Grade: 8th
Teacher: R. Blackburn

Total Number of Students: 22
Black 10
White 12
Hispanic 0
Asian 0
Native American 0

Grade: 8th
Teacher: H. Buford

Total Number of Students: 21
Black 10
White 11
Hispanic 0
Asian 0
Native American 0

Grade: 8th
Teacher: M. Carter

Total Number of Students: 19
Black 10
White 9
Hispanic 0
Asian 0
Native American 0

Grade: 7th & 8th
Teacher: A. Haraway

Total Number of Students: 7
Black 4
White 3
Hispanic 0
Asian 0
Native American 0

Grade: 8th
Teacher: J. Knowles

Total Number of Students: 22
Black 5
White 17
Hispanic 0
Asian 0
Native American 0

Independence High School

Grade: 9th
Teacher: G. Cook

Total Number of Students: 24
Black 8
White 15
Hispanic 1
Asian 0
Native American 0

Grade: 9th
Teacher: A. Edge

Total Number of Students: 27
Black 7
White 19
Hispanic 1
Asian 0
Native American 0

Grade: 9th
Teacher: A. Nickens

Total Number of Students: 31
Black 14
White 17
Hispanic 0
Asian 0
Native American 0

Grade: 9th
Teacher: M. Parker

Total Number of Students: 26
Black 10
White 16
Hispanic 1
Asian 0
Native American 0

Grade: 9th
Teacher: M. Smith

Total Number of Students: 26
Black 8
White 18
Hispanic 0
Asian 0
Native American 0

Grade: 10th
Teacher: D. Fulgham

Total Number of Students: 23
Black 11
White 12
Hispanic 0
Asian 0
Native American 0

Grade: 10th
Teacher: M. Harrison

Total Number of Students: 24
Black 14
White 10
Hispanic 0
Asian 0
Native American 0

Grade: 10th
Teacher: J. Pugh

Total Number of Students: 29
Black 10
White 17
Hispanic 2
Asian 0
Native American 0

Grade: 10th
Teacher: B. Scott

Total Number of Students: 19
Black 9
White 10
Hispanic 0
Asian 0
Native American 0

Grade: 11th
Teacher: L. Guise

Total Number of Students: 26
Black 11
White 15
Hispanic 0
Asian 0
Native American 0

Grade: 11th
Teacher: C. Howell

Total Number of Students: 23
Black 8
White 15
Hispanic 0
Asian 0
Native American 0

Grade: 11th
Teacher: A. McCann

Total Number of Students: 18
Black 13
White 4
Hispanic 1
Asian 0
Native American 0

Grade: 11th
Teacher: S. Snelling

Total Number of Students: 21
Black 14
White 7
Hispanic 0
Asian 0
Native American 0

Grade: 11th
Teacher: B. Stigler

Total Number of Students: 23
Black 13
White 10
Hispanic 0
Asian 0
Native American 0

Grade: 12th
Teacher: B. Bowlin

Total Number of Students: 25
Black 6
White 19
Hispanic 0
Asian 0
Native American 0

Grade: 12th
Teacher: L. McFarlin

Total Number of Students: 27
Black 10
White 17
Hispanic 0
Asian 0
Native American 0

Grade: 12th
Teacher: P. Quinn

Total Number of Students: 27
Black 15
White 11
Hispanic 1
Asian 0
Native American 0

Grade: 12th
Teacher: S. Scott

Total Number of Students: 25
Black 14
White 11
Hispanic 0
Asian 0
Native American 0

Paragraph 2 under 9

The number of full time white teachers in the school district is 133. The number of full time black teachers in the school district is 48. The number of full time Hispanic teachers in the school district is 1.

The number of full time white teachers in school is:

East Tate Elementary	23
Independence High School	18
Coldwater Elementary School	13
Coldwater High School	9
Strayhorn Elementary School	29
Strayhorn High School	17
Independence Middle School	24

The number of full time black teachers in each school is:

East Tate Elementary	12
Independence High School	5
Coldwater Elementary School	17
Coldwater High School	9
Strayhorn Elementary School	3
Strayhorn High School	0
Independence Middle School	2

The number of full time Hispanic teacher in each school is:

East Tate Elementary	0
Independence High School	0
Coldwater Elementary School	0
Coldwater High School	0
Strayhorn Elementary School	0
Strayhorn High School	1
Independence Middle School	0

The District does not employ part time teachers.

Paragraph 3 under 9:

The transportation system of the school district is desegregated completely, with the exception of a few remote areas, where only one race lives on the school bus route.

Paragraph 4 under 9:

All the facilities such as gymnasiums, auditoriums, and cafeterias are being operated on a desegregated basis.

Paragraph 5 under 9:

Tate County Board constructed no buildings

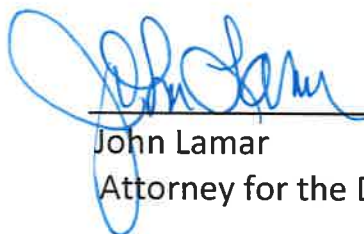
Address:
Tate County School District
574 Court Street
Coldwater, MS 38618

CERTIFICATE OF COMPLIANCE


We, the current superintendent of Tate County School District and its attorneys of record, certify that we have received the directives of the 1970 desegregation order governing this case, student and teacher data and the yearly audits of the school district, and certify that to the best of our knowledge and based on the information currently available to the District the information reported in this report is true and correct and directly responsive to the District's reporting requirements set forth in this court's 1970 order. Dated this the 20th day of December, 2016.



Dr. Daryl Scoggin
Superintendent



John Lamar
Attorney for the District



Jamie Jacks
Attorney for the District

FOR THE NORTHERN DISTRICT OF MISSISSIPPI

DELTA DIVISION

KELLY MCNEAL, ET.AL.

PLAINTIFFS

V.

TATE COUNTY SCHOOL DISTRICT, ET.AL

DEFENDENTS

REPORT

)
)
)
)
)
)
)
)
)
)
)
)
)
)
)
)

No. DC7029-S

In pursuant to and in accordance with the order of the court entered the 4th Day of August, 1970, in the above style and numbered cause, the defendants, Tate county School Board of Education hereby files its reports as directed by section 9 of said order:

Paragraph 1 under 9

This report reflects the information according to the three zones as defined in the Court's order in said cause: namely, Easterly zone, Northwesterly zone, and Southwesterly zone. (1) the Easterly zone embraces the attendance centers of East Tate and Independence; (2) the Northwesterly zone embraces the attendance centers of Tate County and Coldwater; (3) the Southwesterly zone consists of Strayhorn Attendance Center and each zone operates as a unitary system.

In reporting paragraph one under the nine, the number of students by race enrolled in the school district is entered the 4th day of August, 1970, in the above style and numbered cause, the defendants, Tate county School Board of Education, hereby files its report as directed by Section 9 of said order:

Paragraph 1 under 9

This report reflects the information according to the three zones as defined in the Court's order in said cause: namely, Easterly zone, Northwesterly zone and Southwesterly zone. (1) The Easterly zone embraces the attendance centers of East Tate and Independence; (2) the Northwesterly zone embraces the attendance centers of Tate County and Coldwater; (3) the Southwesterly zone consists of Strayhorn Attendance Center and each zone operates as a unitary system.

In reporting paragraph one under nine, the number of students by race enrolled in the school district is:

White	1,788
Black	1,210
Hispanic	94
Asian	4
Native American	<u>4</u>
TOTAL	3,100

The number of students by race enrolled:

Coldwater Elementary School	White	42
	Black	380
	Hispanic	1
	Asian	0
	Native American	<u>1</u>
	TOTAL	424
<hr/>		
East Tate Elementary	White	367
	Black	239
	Hispanic	30
	Asian	1
	Native American	<u>0</u>
TOTAL	637	
Strayhorn Elementary School	White	515
	Black	53
	Hispanic	27
	Asian	1
	Native American	<u>2</u>
	TOTAL	598

Strayhorn High School	White	321
	Black	25
	Hispanic	13
	Asian	2
	Native American	<u>1</u>
	TOTAL	362
<hr/>		
Coldwater High School (Tate County)	White	7
	Black	165
	Hispanic	1
	Asian	0
	Native American	<u>0</u>
	TOTAL	173
<hr/>		
Independence High School	White	251
	Black	183
	Hispanic	9
	Asian	0
	Native American	<u>0</u>
	TOTAL	443
<hr/>		
Independence Middle School	White	285
	Black	165
	Hispanic	13
	Asian	0
	Native American	<u>0</u>
	TOTAL	463

The number of students by race enrolled in each classroom in each school is:

Coldwater Elementary School

Grade: Kindergarten
Teacher: E. Branch

Total Number of Students: 18

Black	16
White	2
Hispanic	0
Asian	0
Native American	0

Grade: Kindergarten
Teacher: S. Pinkston

Total Number of Students: 17

Black	13
White	4
Hispanic	0
Asian	0
Native American	0

Grade: Kindergarten
Teacher: R. Red

Total Number of Students: 17

Black	15
White	2
Hispanic	0
Asian	0
Native American	0

Grade: 1st
Teacher: D. Berry

Total Number of Students: 15

Black	12
White	3
Hispanic	0
Asian	0
Native American	0

Grade: 1st
Teacher: T. Cummins

Total Number of Students: 15

Black	9
White	6
Hispanic	0
Asian	0
Native American	0

Grade: 1st
Teacher: L. Logan

Total Number of Students: 15

Black	15
White	0
Hispanic	0
Asian	0
Native American	0

Grade 1st
Teacher: M. McCleod

Total Number of Students: 14

Black	12
White	2
Hispanic	0
Asian	0
Native American	0

Grade: 2nd
Teacher: K. Hutcherson

Total Number of Students: 17
Black 14
White 3
Hispanic 0
Asian 0
North American 0

Grade: 3rd
Teacher: D. Armstrong

Total Number of Students: 18
Black 17
White 1
Hispanic 0
Asian 0
Native American 0

Grade: 3rd
Teacher: O. Caldwell

Total Number of Students: 18
Black 16
White 2
Hispanic 0
Asian 0
Native American 0

Grade: 3rd
Teacher: G. Floyd

Total Number of Students: 16
Black 15
White 1
Hispanic 0
Asian 0
Native American 0

Grade: 3rd
Teacher: T. Watson

Total Number of Students: 16
Black 14
White 2
Hispanic 0
Asian 0
Native American 0

Grade: 3rd
Teacher: W. Webb

Total Number of Students: 16
Black 13
White 3
Hispanic 0
Asian 0
Native American 0

Grade: 4th
Teacher: C. Shead

Total Number of Students: 19
Black 19
White 0
Hispanic 0
Asian 0
Native American 0

Grade: 4th
Teacher: C. Young

Total Number of Students: 20
Black 19
White 1
Hispanic 0
Asian 0
Native American 0

Grade: 5th
Teacher: E. Fox

Total Number of Students: 21
Black 21
White 0
Hispanic 0
Asian 0
Native American 0

Grade: 5th
Teacher: T. Hood

Total Number of Students: 22
Black 20
White 2
Hispanic 0
Asian 0
Native American 0

Grade: 5th & 6th
Teacher: L. Hutcherson

Total Number of Students: 18
Black 17
White 1
Hispanic 0
Asian 0
Native American 0

Grade: 7th & 8th
Teacher: A. Batemon

Total Number of Students: 16
Black 16
White 0
Hispanic 0
Asian 0
Native American 0

Grade: 7th & 8th
Teacher: R. Humphrey

Total Number of Students: 16
Black 16
White 0
Hispanic 0
Asian 0
Native American 0

Grade: 7th & 8th
Teacher: K. Jackson

Total Number of Students: 13
Black 12
White 1
Hispanic 0
Asian 0
Native American 0

Grade: 7th & 8th
Teacher: S. Johnson

Total Number of Students: 23
Black 20
White 2
Hispanic 0
Asian 0
Native American 1

Grade: 7th & 8th
Teacher: D. Trotter

Total Number of Students: 17

Black	17
White	0
Hispanic	0
Asian	0
Native American	0

Grade: 7th & 8th
Teacher: K. Clanton

Total Number of Students: 23

Black	22
White	1
Hispanic	0
Asian	0
Native American	0

Grade: 7th & 8th
Teacher: C. Stauffer

Total Number of Students: 5

Black	1
White	4
Hispanic	0
Asian	0
Native American	0

East Tate Elementary

Grade: SPED
Teacher: M. Eggerson

Total Number of Students: 5

Black	2
White	2
Hispanic	1
Asian	0
Native American	0

Grade: Kindergarten
Teacher: K. Anderson

Total Number of Students: 24

Black	7
White	15
Hispanic	1
Asian	1
Native American	0

Grade: Kindergarten
Teacher: B. Bradley

Total Number of Students: 23
Black 8
White 13
Hispanic 2
Asian 0
Native American 0

Grade: Kindergarten
Teacher: P. Fowler

Total Number of Students: 24
Black 7
White 17
Hispanic 0
Asian 0
Native American 0

Grade: Kindergarten
Teacher: C. Malone

Total Number of Students: 24
Black 8
White 15
Hispanic 1
Asian 0
Native American 0

Grade: Kindergarten
Teacher: A. Williams

Total Number of Students: 23
Black 7
White 15
Hispanic 1
Asian 0
Native American 0

Grade: 1st
Teacher: A. Anderson

Total Number of Students: 20
Black 5
White 14
Hispanic 1
Asian 0
Native American 0

Grade: 1st
Teacher: R. Conner

Total Number of Students: 21
Black 9
White 12
Hispanic 0
Asian 0
Native American 0

Grade: 1st
Teacher: F. Edwards

Total Number of Students: 21
Black 7
White 14
Hispanic 0
Asian 0
Native American 0

Grade: 1st
Teacher: C. Ferguson

Total Number of Students: 20
Black 6
White 13
Hispanic 0
Asian 1
Native American 0

Grade: 1st
Teacher: K. Haley

Total Number of Students: 20
Black 7
White 12
Hispanic 1
Asian 0
Native American 0

Grade: 1st
Teacher: Y. Hampton

Total Number of Students: 21
Black 10
White 10
Hispanic 1
Asian 0
Native American 0

Grade: 2nd
Teacher: S. Blair

Total Number of Students: 21
Black 5
White 15
Hispanic 1
Asian 0
Native American 0

Grade: 2nd
Teacher: N. Darnell

Total Number of Students: 21
Black 8
White 12
Hispanic 1
Asian 0
Native American 0

Grade: 2nd
Teacher: R. Darnell

Total Number of Students: 21
Black 6
White 15
Hispanic 0
Asian 0
Native American 0

Grade: 2nd
Teacher: L. Nicholson

Total Number of Students: 21
Black 5
White 13
Hispanic 3
Asian 0
Native American 0

Grade: 2nd
Teacher: C. Stahl

Total Number of Students: 21
Black 4
White 15
Hispanic 2
Asian 0
Native American 0

Grade: 2nd
Teacher: P. Walker

Total Number of Students: 22

Black	6
White	14
Hispanic	2
Asian	0
Native American	0

Grade: 3rd
Teacher: J. Gant

Total Number of Students: 27

Black	10
White	16
Hispanic	1
Asian	0
Native American	0

Grade: 3rd
Teacher: J. Lindsey

Total Number of Students: 27

Black	10
White	16
Hispanic	1
Asian	0
Native American	0

Grade: 3rd
Teacher: D. May

Total Number of Students: 26

Black	10
White	16
Hispanic	0
Asian	0
Native American	0

Grade: 3rd
Teacher: B. Prescott

Total Number of Students: 27

Black	15
White	10
Hispanic	2
Asian	0
Native American	0

Grade: 3rd
Teacher: M. Smith

Total Number of Students: 27

Black	13
White	13
Hispanic	1
Asian	0
Native American	0

Grade: 4th
Teacher: P. Bailey

Total Number of Students: 26

Black	11
White	14
Hispanic	1
Asian	0
Native American	0

Grade: 4th
Teacher: L. Conley

Total Number of Students: 26

Black	12
White	13
Hispanic	1
Asian	0
Native American	0

Grade: 4th
Teacher: T. Fletcher

Total Number of Students: 26

Black	11
White	14
Hispanic	1
Asian	0
Native American	0

Grade: 1st
Teacher: P. Bouler

Total Number of Students: 21

Black	7
White	13
Hispanic	1
Asian	0
Native American	0

Grade: SPED
Teacher: K. DeBerry

Total Number of Students: 6
Black 4
White 1
Hispanic 1
Asian 0
Native American 0

Grade: SPED
Teacher: C. Tyree

Total Number of Students: 1
Black 1
White 0
Hispanic 0
Asian 0
Native American 0

Grade: 4th
Teacher: V. Logan

Total Number of Students: 26
Black 14
White 11
Hispanic 1
Asian 0
Native American 0

Grade: 4th
Teacher: K. Roehm

Total Number of Students: 26
Black 11
White 13
Hispanic 2
Asian 0
Native American 0

Strayhorn School
(Strayhorn Elem.)

Grade: Kindergarten
Teacher: K. Edwards

Total Number of Students: 24
Black 3
White 21
Hispanic 0
Asian 0
Native American 0

Grade: Kindergarten
Teacher: S. Frazier

Total Number of Students: 24
Black 2
White 22
Hispanic 0
Asian 0
Native American 0

Grade: Kindergarten
Teacher: M. Lacefield

Total Number of Students: 24
Black 4
White 18
Hispanic 2
Asian 0
Native American 0

Grade: Kindergarten
Teacher: B. Phillips

Total Number of Students: 22
Black 1
White 19
Hispanic 2
Asian 0
Native American 0

Grade: 1st
Teacher: A. Sowell

Total Number of Students: 22
Black 6
White 16
Hispanic 0
Asian 0
Native American 0

Grade: 1st
Teacher: B. Webb

Total Number of Students: 22
Black 2
White 19
Hispanic 0
Asian 0
Native American 1

Grade: 1st
Teacher: R. Wright

Total Number of Students: 20
Black 3
White 17
Hispanic 0
Asian 0
Native American 0

Grade: 1st
Teacher: M. Young

Total Number of Students: 22
Black 1
White 21
Hispanic 0
Asian 0
Native American 0

Grade: 2nd
Teacher: S. Miller

Total Number of Students: 20
Black 0
White 18
Hispanic 1
Asian 1
Native American 0

Grade: 2nd
Teacher: S. Moyer

Total Number of Students: 21
Black 2
White 18
Hispanic 1
Asian 0
Native American 0

Grade: 2nd
Teacher: K. Vaughters

Total Number of Students: 21
Black 3
White 18
Hispanic 0
Asian 0
Native American 0

Grade: 2nd
Teacher: C. Veazey

Total Number of Students: 20

Black	3
White	15
Hispanic	2
Asian	0
Native American	0

Grade: 3rd
Teacher: K. Begrin

Total Number of Students: 20

Black	0
White	20
Hispanic	0
Asian	0
Native American	0

Grade: 3rd
Teacher: B. Barham

Total Number of Students: 23

Black	0
White	23
Hispanic	0
Asian	0
Native American	0

Grade: 3rd
Teacher: T. Towns

Total Number of Students: 21

Black	4
White	14
Hispanic	3
Asian	0
Native American	0

Grade: 3rd
Teacher: K. Woolfolk

Total Number of Students: 22

Black	0
White	22
Hispanic	0
Asian	0
Native American	0

Grade: 4th
Teacher: J. Inman

Total Number of Students: 23
Black 1
White 22
Hispanic 0
Asian 0
Native American 0

Grade: 4th
Teacher: D. Phelps

Total Number of Students: 23
Black 3
White 20
Hispanic 0
Asian 0
Native American 0

Grade: 4th
Teacher: E. Kopf

Total Number of Students: 23
Black 3
White 18
Hispanic 2
Asian 0
Native American 0

Grade: 4th
Teacher: M. Raper

Total Number of Students: 28
Black 0
White 28
Hispanic 0
Asian 0
Native American 0

Grade: 5th
Teacher: C. Ricks

Total Number of Students: 23
Black 3
White 17
Hispanic 3
Asian 0
Native American 0

Grade: 5th & 6th
Teacher: T. Crafton

Total Number of Students: 23
Black 0
White 23
Hispanic 0
Asian 0
Native American 0

Grade: 5th & 6th
Teacher: W. Lentz

Total Number of Students: 22
Black 3
White 16
Hispanic 3
Asian 0
Native American 0

Grade: 5th & 6th
Teacher: F. King

Total Number of Students: 23
Black 3
White 18
Hispanic 0
Asian 1
Native American 1

Grade: 5th & 6th
Teacher: M. Lentz

Total Number of Students: 30
Black 4
White 23
Hispanic 3
Asian 0
Native American 0

Grade: 6th
Teacher: S. Yow

Total Number of Students: 31
Black 3
White 28
Hispanic 0
Asian 0
Native American 0

(Strayhorn High School)

Grade: 9th – 12th
Teacher: K. Bell

Total Number of Students: 18
Black 3
White 15
Hispanic 0
Asian 0

Grade: 9th – 12th
Teacher: J. Gayden

Total Number of Students: 22
Black 1
White 20
Hispanic 1
Asian 0
Native American 0

Grade: 9th – 12th
Teacher: P. Gardner

Total Number of Students: 22
Black 0
White 22
Hispanic 0
Asian 0
Native American 0

Grade: (Inclusion 5-8)
Teacher: S. Manning

Total Number of Students: 2
Black 0
White 2
Hispanic 0
Asian 0
Native American 0

Grade: (Inclusion 7-12)
Teacher: J. Jarreau

Total Number of Students: 3
Black 0
White 3
Hispanic 0
Asian 0
Native American 0

Grade: 9th – 12th
Teacher: J. Underwood

Total Number of Students: 22
Black 2
White 19
Hispanic 0
Asian 1
Native American 0

Grade: 9th - 12th
Teacher: C. Floyd

Total Number of Students: 22
Black 0
White 22
Hispanic 0
Asian 0
Native American 0

Grade: 9th – 12th
Teacher: W. Hansen

Total Number of Students: 19
Black 0
White 16
Hispanic 3
Asian 0
Native American 0

Grade: 9th – 12th
Teacher: J. Sprayberry

Total Number of Students: 19
Black 2
White 17
Hispanic 0
Asian 0
Native American 0

Grade: 9th – 12th
Teacher: A. Walker

Total Number of Students: 25
Black 1
White 23
Hispanic 1
Asian 0
Native American 0

Grade: 7th
Teacher: J. Kanengiser

Total Number of Students: 2
Black 0
White 2
Hispanic 0
Asian 0
Native American 0

Grade: 7th
Teacher: R. Walker

Total Number of Students: 26
Black 2
White 23
Hispanic 1
Asian 0
Native American 0

Grade: 9th – 12th
Teacher: A. Powers-Baker

Total Number of Students: 20
Black 4
White 14
Hispanic 1
Asian 1
Native American 0

Grade: 9th - 12th
Teacher: D. Collins

Total Number of Students: 11
Black 1
White 10
Hispanic 0
Asian 0
Native American 0

Grade: 9th – 12th
Teacher: C. McLendon

Total Number of Students: 23
Black 1
White 19
Hispanic 3
Asian 0
Native American 0

Grade: 9th – 12th
Teacher: C. Shelby

Total Number of Students: 28
Black 26
White 1
Hispanic 1
Asian 0
Native American 0

Grade: 9th – 12th
Teacher: M. Moye

Total Number of Students: 30
Black 2
White 27
Hispanic 1
Asian 0
Native American 0

Coldwater High School

Grade: 9th – 12th
Teacher: B. Shanks

Total Number of Students: 7
Black 7
White 0
Hispanic 0
Asian 0
Native American 0

Grade: 9th – 12th
Teacher: C. Hines

Total Number of Students: 20
Black 18
White 2
Hispanic 0
Asian 0
Native American 0

Grade: 9th – 12th
Teacher: D. Knight

Total Number of Students: 15
Black 14
White 0
Hispanic 1
Asian 0

Native American 0

Page - 21

Grade: SPED
Teacher: M. Rowley

Total Number of Students: 4

Black	4
White	0
Hispanic	0
Asian	0
Native American	0

Grade: 9th – 12th
Teacher: W. Spiva

Total Number of Students: 23

Black	23
White	0
Hispanic	0
Asian	0
Native American	0

Grade: SPED
Teacher: L. Hibler

Total Number of Students: 4

Black	4
White	0
Hispanic	0
Asian	0
Native American	0

Grade: 9th – 12th
Teacher: J. Mihalovits

Total Number of Students: 20

Black	18
White	2
Hispanic	0
Asian	0
Native American	0

Grade: 9th – 12th
Teacher: J. Strawn

Total Number of Students: 19

Black	19
White	0
Hispanic	0
Asian	0
Native American	0

Grade: SPED
Teacher: K. Hosenev

Total Number of Students: 10
Black 7
White 3
Hispanic 0
Asian 0
Native American 0

Grade: 9th - 12th
Teacher: C. Lacy

Total Number of Students: 6
Black 6
White 0
Hispanic 0
Asian 0
Native American 0

Grade: SPED
Teacher: C. Twilley

Total Number of Students: 3
Black 3
White 0
Hispanic 0
Asian 0
Native American 0

Grade: 9th - 12th
Teacher: D. Burnside

Total Number of Students: 17
Black 17
White 0
Hispanic 0
Asian 0
Native American 0

Independence Middle School

Grade: 6th
Teacher: L. Badgett

Total Number of Students: 23
Black 7
White 16
Hispanic 0
Asian 0
Native American 0

Grade: 5th
Teacher: P. Baker

Total Number of Students: 18
Black 7
White 11
Hispanic 0
Asian 0
Native American 0

Grade: 8th
Teacher: J. Barham

Total Number of Students: 15
Black 5
White 10
Hispanic 0
Asian 0
Native American 0

Grade: 5th
Teacher: J. Barron

Total Number of Students: 17
Black 7
White 10
Hispanic 0
Asian 0
Native American 0

Grade: 8th
Teacher: D. Anglin

Total Number of Students: 25
Black 13
White 11
Hispanic 1
Asian 0
Native American 0

Grade: 6th
Teacher: J. Blalock

Total Number of Students: 23
Black 8
White 13
Hispanic 2
Asian 0
Native American 0

Grade: 6th
Teacher: N. Bolden

Total Number of Students: 24
Black 11
White 11
Hispanic 2
Asian 0
Native American 0

Grade: 7th
Teacher: L. Bragg

Total Number of Students: 19
Black 2
White 16
Hispanic 1
Asian 0
Native American 0

Grade: 7th
Teacher: M. Carter

Total Number of Students: 24
Black 6
White 18
Hispanic 0
Asian 0
Native American 0

Grade: 8th – 10th
Teacher: R. Cox

Total Number of Students: 14
Black 4
White 8
Hispanic 2
Asian 0
Native American 0

Grade: SPED
Teacher: S. Davis

Total Number of Students: 2
Black 1
White 1
Hispanic 0
Asian 0
Native American 0

Grade: 7th & 8th
Teacher: A. Harraway

Total Number of Students: 2

Black	6
White	15
Hispanic	1
Asian	0
Native American	0

Grade: Gifted
Teacher: S. Clower

Total Number of Students: 6

Black	1
White	5
Hispanic	0
Asian	0
Native American	0

Grade: 8th
Teacher: J. Howington

Total Number of Students: 27

Black	4
White	22
Hispanic	1
Asian	0
Native American	0

Grade: 5th
Teacher: M. Kinard

Total Number of Students: 20

Black	8
White	9
Hispanic	3
Asian	0
Native American	0

Grade: 5th
Teacher: J. Patterson

Total Number of Students: 18

Black	9
White	9
Hispanic	0
Asian	0
Native American	0

Grade: 5th & 6th
Teacher: J. Ray

Total Number of Students: 22
Black 8
White 14
Hispanic 0
Asian 0
Native American 0

Grade: 5th - 8th
Teacher: K. Thompson

Total Number of Students: 29
Black 11
White 18
Hispanic 0
Asian 0
Native American 0

Grade: 5^h
Teacher: D. Speake

Total Number of Students: 13
Black 9
White 4
Hispanic 0
Asian 0
Native American 0

Grade: 8th
Teacher: E. Starks

0

Total Number of Students: 19
Black 7
White 12
Hispanic 0
Asian 0
Native American 0

Grade: 7th
Teacher: K. Thompson

Total Number of Students: 29
Black 11
White 18
Hispanic 0
Asian 0
Native American 0

Grade: 7th
Teacher: S. Treadway

Total Number of Students: 18
Black 5
White 12
Hispanic 1
Asian 0
Native American 0

Grade: 7th
Teacher: J. West

Total Number of Students: 26
Black 5
White 19
Hispanic 2
Asian 0
Native American 0

Independence High School

Grade: 7th-12th
Teacher: R. Blackburn

Total Number of Students: 13
Black 9
White 4
Hispanic 0
Asian 0
Native American 0

Grade: 10th - 12th
Teacher: B. Bowlin

Total Number of Students: 23
Black 9
White 14
Hispanic 0
Asian 0
Native American 0

Grade: 9th - 12th
Teacher: D. Chambliss

Total Number of Students: 15
Black 10
White 5
Hispanic 0
Asian 0
Native American 0

Grade: 9th – 12th
Teacher: K. Dunigan

Total Number of Students: 17
Black 8
White 8
Hispanic 1
Asian 0
Native American 0

Grade: 9th – 10th
Teacher: A. Edge

Total Number of Students: 21
Black 8
White 13
Hispanic 0
Asian 0
Native American 0

Grade: 9th - 12th
Teacher: K. Edge

Total Number of Students: 24
Black 8
White 15
Hispanic 1
Asian 0
Native American 0

Grade: 9th – 12th
Teacher: M. Harrison

Total Number of Students: 24
Black 3
White 20
Hispanic 1
Asian 0
Native American 0

Grade: 10th – 12th
Teacher: T. Holts

Total Number of Students: 19
Black 8
White 11
Hispanic 0
Asian 0
Native American 0

Grade: 10th – 12th
Teacher: L. Malone

Total Number of Students: 10

Black	1
White	9
Hispanic	0
Asian	0
Native American	0

Grade: 9th – 12th
Teacher: L. McFarlin

Total Number of Students: 25

Black	7
White	17
Hispanic	1
Asian	0
Native American	0

Grade: 9th – 12th
Teacher: K. Moore

Total Number of Students: 23

Black	5
White	17
Hispanic	1
Asian	0
Native American	0

Grade: 9th – 12th
Teacher: E. Nixon

Total Number of Students: 13

Black	5
White	8
Hispanic	0
Asian	0
Native American	0

Grade: 9th – 12th
Teacher: W. Ozbirn

Total Number of Students: 9

Black	3
White	6
Hispanic	0
Asian	0
Native American	0

Grade: 9th – 12th
Teacher: M. Parker

Total Number of Students: 13
Black 5
White 8
Hispanic 0
Asian 0
Native American 0

Grade: 9th – 12th
Teacher: D. Patton

Total Number of Students: 27
Black 7
White 19
Hispanic 1
Asian 0
Native American 0

Grade: 9th – 12th
Teacher: J. Pulliam

Total Number of Students: 20
Black 6
White 13
Hispanic 1
Asian 0
Native American 0

Grade: 9th – 12th
Teacher: R. Shepherd

Total Number of Students: 13
Black 8
White 5
Hispanic 0
Asian 0
Native American 0

Grade: 9th – 12th
Teacher: R. Shackelford

Total Number of Students: 10
Black 5
White 5
Hispanic 0
Asian 0
Native American 0

Grade: 9th - 12th
Teacher: M. Smith

Total Number of Students: 23

Black	11
White	11
Hispanic	1
Asian	0
Native American	0

Grade: 9th
Teacher: J. Stevens

Total Number of Students: 16

Black	10
White	6
Hispanic	0
Asian	0
Native American	0

Paragraph 2 under 9

The number of full time white teachers in the school district is 129. The number of full time black teachers in the school district is 41. The number of full time Hispanic teachers in the school district is 1.

The number of full time white teachers in school is:

East Tate Elementary	22
Independence High School	21
Coldwater Elementary School	13
Coldwater High School	5
Strayhorn Elementary School	26
Strayhorn High School	18
Independence Middle School	24

The number of full time black teachers in each school is:

East Tate Elementary	12
Independence High School	3
Coldwater Elementary School	16
Coldwater High School	4
Strayhorn Elementary School	2
Strayhorn High School	0
Independence Middle School	4

The number of full time Hispanic teacher in each school is:

East Tate Elementary	0
Independence High School	0
Coldwater Elementary School	0
Coldwater High School	0
Strayhorn Elementary School	0
Strayhorn High School	1
Independence Middle School	0

The District does not employ part time teachers.

Paragraph 3 under 9:

The transportation system of the school district is desegregated completely, with the exception of a few remote areas, where only one race lives on the school bus route.

Paragraph 4 under 9:

All the facilities such as gymnasiums, auditoriums, and cafeterias are being operated on a desegregated basis.

Paragraph 5 under 9:

Tate County Board constructed a track at Coldwater High School,

New Well at Independence High School.

Paragraph 6 under 9:

The Tate County School Board has not sold or abandoned any school facilities, equipment, or supplies of any value since July 2, 1970.

Address:

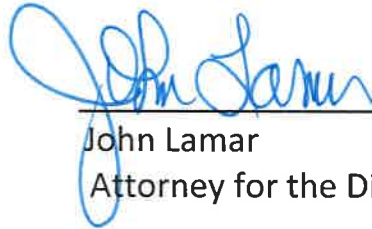
Tate County School District
574 Court Street
Coldwater, MS 38618

CERTIFICATE OF COMPLIANCE


We, the current superintendent of Tate County School District and its attorneys of record, certify that we have received the directives of the 1970 desegregation order governing this case, student and teacher data and the yearly audits of the school district, and certify that to the best of our knowledge and based on the information currently available to the District the information reported in this report is true and correct and directly responsive to the District's reporting requirements set forth in this court's 1970 order. Dated this the 20th day of December, 2016.



Dr. Daryl Scoggin
Superintendent



John Lamar
Attorney for the District



Jamie Jacks
Attorney for the District

04-10

FOR THE NORTHERN DISTRICT OF MISSISSIPPI

DELTA DIVISION

KELLY MCNEAL, ET.AL,))
))
PLAINTIFFS))
))
V.))
)) NO. DC7029-S
TATE COUNTY SCHOOL DISTRICT, ET.AL))
DEFENDENTS))

REPORT

In pursuant to and in accordance with the order of the county entered the 4th day of August, 1970, in the above style and numbered cause, the defendants, Tate County School Board of Education, hereby files its report as directed by Section 9 of said order:

Paragraph 1 under 9

This report reflects the information according to the three zones as defined in the Court's order in said cause: namely Easterly zone, Northwesterly zone, and Southwesterly zone. (1) The Easterly zone embraces the attendance centers of East Tate and Independence; (2) the Northwesterly zone embraces the attendance centers of Tate County and Coldwater; (3) the Southwesterly zone consists of Strayhorn Attendance Center and each zone operates as a unitary system.

In reporting paragraph one under nine, the number of students by race enrolled in the school district is entered the 4th day of August, 1970, in the above style and numbered cause, the defendants, Tate County School Board of Education, hereby files its report as directed by section 9 of said order:

In reporting paragraph one under nine, the number of students by race enrolled in the school district is:

White	1,746
Black	1,163
Hispanic	97
Asian	4
Native American	<u>3</u>
TOTAL	3,013

The number of students by race enrolled at:

Coldwater Attendance Center
(formerly Coldwater Elem. School & Coldwater High School)

White	63
Black	508
Hispanic	5
Asian	0
Native American	<u>0</u>
TOTAL	576

East Tate Elementary School

White	360
Black	216
Hispanic	24
Asian	1
Native American	<u>0</u>
TOTAL	601

Strayhorn Elementary School

White	504
Black	58
Hispanic	10
Asian	1
Native American	<u>1</u>
TOTAL	590

Strayhorn High School

White	302
Black	25
Hispanic	12
Asian	2
Native American	<u>2</u>
TOTAL	343

Independence High School

White	246
Black	170
Hispanic	10
Asian	0
Native American	<u>0</u>
TOTAL	426

Independence Middle School

White	271
Black	186
Hispanic	20
Asian	0
Native American	<u>0</u>
TOTAL	477

Page - 3

The number of students by race enrolled in each classroom in each school is:

Coldwater Attendance Center (grades K-12)
(former Coldwater Elementary School/Coldwater High School)

Grade: SPED

Teacher: C. Stauffer

Total Number of Students: 9

Black	4
White	5
Hispanic	0
Asian	0
Native American	0

Grade: Kindergarten

Teacher: E. Branch

Total Number of Students: 17

Black	16
White	1
Hispanic	0
Asian	0
Native American	0

Grade: Kindergarten

Teacher: S. Pinkston

Total Number of Students: 15

Black	9
White	5
Hispanic	1
Asian	0
Native American	0

Grade: Kindergarten

Teacher: R. Red

Total Number of Students: 15

Black	11
White	3
Hispanic	1
Asian	0
Native American	0

Grade: First

Teacher: D. Berry

Total Number of Students: 14

Black	12
White	2
Hispanic	0
Asian	0

Native American 0

Grade: First

Teacher: L. Logan Gross

Total Number of Students: 16

Black 15

White 1

Hispanic 0

Asian 0

Native American 0

Page - 4

Grade: First

Teacher: M. McLeod

Total Number of Students: 15

Black 13

White 2

Hispanic 0

Asian 0

Native American 0

Grade: Second

Teacher: T. Cummins

Total Number of Students: 21

Black 16

White 4

Hispanic 1

Asian 0

Native American 0

Grade: Second

Teacher: P. Tapp

Total Number of Students: 16

Black 15

White 1

Hispanic 0

Asian 0

Native American 0

Grade: Second

Teacher: J. Zettergren

Total Number of Students: 18

Black 17

White 1

Hispanic 0

Asian 0

Native American 0

Grade: Third

Teacher: M. Baird

Total Number of Students: 18

Black 13

White 5

Hispanic 0

Asian 0
Native American 0

Grade: Third

Teacher: K. Patrick

Total Number of Students: 17

Black 12
White 5
Hispanic 0
Asian 0
Native American 0

Page - 5

Grade: Third

Teacher: A. Red

Total Number of Students: 18

Black 17
White 1
Hispanic 0
Asian 0
Native American 0

Grade: Fourth – Sixth

Teacher: C. Shead

1st Period Total number of students 24
Black 23
White 1
Hispanic 0
Asian 0
Native American 0

2nd Period Total number of students 26
Black 22
White 6
Hispanic 0
Asian 0
Native American 0

3rd Period Conference

4th Period Total number of students 21
Black 19
White 2
Hispanic 0
Asian 0
Native American 0

5th Period Total number of students 24
Black 20
White 3
Hispanic 1
Asian 0
Native American 0

6th Period	Total number of students	22
Black		19
White		3
Hispanic		0
Asian		0
Native American		0

7 th Period	Total number of students	19
Black		17
White		2
Hispanic		0
Asian		0
Native American		0

Page - 6

Grade: Fourth - Sixth

Teacher: C. Young

1 st Period	Total number of students	28
Black		22
White		6
Hispanic		0
Asian		0
Native American		0

2 nd Period	Total number of students	19
Black		17
White		2
Hispanic		0
Asian		0
Native American		0

3 rd Period	Total number of students	21
Black		19
White		2
Hispanic		0
Asian		0
Native American		0

4 th Period	Total number of students	24
Black		19
White		4
Hispanic		1
Asian		0
Native American		0

5 th Period	Total number of students	22
Black		19
White		3
Hispanic		0
Asian		0
Native American		0

6 th Period	Total number of students	24
------------------------	--------------------------	----

Black	23
White	1
Hispanic	0
Asian	0
Native American	0

7th Period Conference

Grade: Fourth - Sixth

Teacher: E. Fox

1st Period Total number of students 22

Black	19
White	3
Hispanic	0
Asian	0
Native American	0

2nd Period Total number of students 24

Black	23
White	1
Hispanic	0
Asian	0
Native American	0

3rd Period Total number of students 28

Black	22
White	6
Hispanic	0
Asian	0
Native American	0

4th Period Total number of students 19

Black	17
White	2
Hispanic	0
Asian	0
Native American	0

5th Period Total number of students 20

Black	18
White	2
Hispanic	0
Asian	0
Native American	0

6th Period Conference

7th Period Total number of students 24

Black	19
White	4
Hispanic	1

Asian 0
Native American 0

Grade: Third - Sixth
Teacher: A. Batemon

1st Period Conference
2nd Period Total number of students 24
Black 19
White 4
Hispanic 1
Asian 0
Native American 0
3rd Period Total number of students 22
Black 19
White 3
Hispanic 0
Asian 0
Native American 0

Page - 8

4th Period Total number of students 24
Black 23
White 1
Hispanic 0
Asian 0
Native American 0

5th Period Total number of students 28
Black 22
White 6
Hispanic 0
Asian 0
Native American 0

6th Period Total number of students 19
Black 17
White 2
Hispanic 0
Asian 0
Native American 0

7th Period Total number of students 20
Black 18
White 2
Hispanic 0
Asian 0
Native American 0

Grade: Fifth – Eighth - Inclusion

Teacher: J. Conard

1 st Period	Total number of students	11
Black		10
White		1
Hispanic		0
Asian		0
Native American		0

2 nd Period	Total number of students	11
Black		10
White		1
Hispanic		0
Asian		0
Native American		0

3 rd Period	Total number of students	12
Black		11
White		1
Hispanic		0
Asian		0
Native American		0

4 th Period	Total number of students	11
Black		10
White		1
Hispanic		0
Asian		0
Native American		0

5 th Period	Total number of students	10
Black		9
White		1
Hispanic		0
Asian		0
Native American		0

Page - 9

6th Period Conference

7 th Period	Total number of students	5
Black		5
White		0
Hispanic		0
Asian		0
Native American		0

Grade: Fourth - Sixth
Teacher: T. Hood

1 st Period	Total number of students	24
Black		19
White		4
Hispanic		1
Asian		0
Native American		0

2 nd Period	Conference
3 rd Period	Total number of students 24
Black	23
White	1
Hispanic	0
Asian	0
Native American	0

4 th Period	Total number of students 28
Black	22
White	6
Hispanic	0
Asian	0
Native American	0

5 th Period	Total number of students 19
Black	17
White	2
Hispanic	0
Asian	0
Native American	0

6 th Period	Total number of students 20
Black	18
White	2
Hispanic	0
Asian	0
Native American	0

7 th Period	Total number of students 22
Black	19
White	3
Hispanic	0
Asian	0
Native American	0

Page - 10

Grade: Fifth & Sixth
 Teacher: D. Armstrong

1 st Period	Conference
------------------------	------------

2 nd Period	Total number of students 21
Black	19
White	2
Hispanic	0
Asian	0
Native American	0

3 rd Period	Total number of students 19
Black	17
White	2

Hispanic 0
Asian 0
Native American 0

4th Period Total number of students 22
Black 20
White 2
Hispanic 0
Asian 0
Native American 0

5th Period Total number of students 24
Black 23
White 1
Hispanic 0
Asian 0
Native American 0

6th Period Total number of students 24
Black 20
White 4
Hispanic 0
Asian 0
Native American 0

7th Period Total number of students 28
Black 22
White 6
Hispanic 0
Asian 0
Native American 0

Grade: Fifth – Eighth (Inclusion)
Teacher: L. Hibler

1st Period Total number of students 3
Black 3
White 0
Hispanic 0
Asian 0
Native American 0

2nd Period Conference

3rd Period Total number of students 2
Black 1
White 1
Hispanic 0
Asian 0
Native American 0

4 th Period	Total number of students	10
Black		10
White		0
Hispanic		0
Asian		0
Native American		0

5 th Period	Total number of students	4
Black		3
White		1
Hispanic		0
Asian		0
Native American		0

6 th Period	Total number of students	3
Black		3
White		0
Hispanic		0
Asian		0
Native American		0

7 th Period	Total number of students	3
Black		3
White		0
Hispanic		0
Asian		0
Native American		0

Grade: Fifth - Sixth
 Teacher: K. Clanton

1 st Period	Total number of students	25
Black		23
White		2
Hispanic		0
Asian		0
Native American		0

2 nd Period	Total number of students	22
Black		19
White		3
Hispanic		0
Asian		0
Native American		0

3 rd Period	Total number of students	21
Black		19
White		1
Hispanic		1
Asian		0
Native American		0

4 th Period	Conference
5 th Period	Total number of students 19
Black	18
White	1
Hispanic	0
Asian	0
Native American	0
6 th Period	Total number of students 47 (P.E.)
Black	42
White	5
Hispanic	0
Asian	0
Native American	0
7 th Period	Total number of students 24 (P.E.)
Black	23
White	1
Hispanic	0
Asian	0
Native American	0

Grade: Seventh & Eighth

Teacher: S. Johnson

1 st Period	Total number of students 26
Black	26
White	0
Hispanic	0
Asian	0
Native American	0

2 nd Period	Total number of students 18
Black	15
White	3
Hispanic	0
Asian	0
Native American	0

3 rd Period	Total number of students 20
Black	19
White	1
Hispanic	0
Asian	0
Native American	0

4 th Period	Total number of students 26
Black	22
White	4
Hispanic	0
Asian	0
Native American	0

5 th Period	Total number of students 26
Black	26
White	0

Hispanic 0
Asian 0
Native American 0

6th Period Total number of students 28
Black 27
White 1
Hispanic 0
Asian 0
Native American 0

7th Period Conference

Grade: Seventh – Twelfth

Teacher: D. Trotter

1st Period Total number of students 18
Black 15
White 3
Hispanic 0
Asian 0
Native American 0

2nd Period Total number of students 26
Black 26
White 0
Hispanic 0
Asian 0
Native American 0

3rd Period Conference

4th Period Total number of students 20
Black 19
White 1
Hispanic 0
Asian 0
Native American 0

5th Period Total number of students 18
Black 15
White 3
Hispanic 0
Asian 0
Native American 0

6th Period Total number of students 12
Black 12
White 0
Hispanic 0
Asian 0
Native American 0

7th Period Total number of students 20
Black 19
White 1
Hispanic 0
Asian 0
Native American 0

Grade: Fifth

Teacher: K. Jackson

1 st Period	Total number of students	20
Black		19
White		1
Hispanic		0
Asian		0
Native American		0

2 nd Period	Total number of students	26
Black		22
White		4
Hispanic		0
Asian		0
Native American		0

3 rd Period	Total number of students	26
Black		26
White		0
Hispanic		0
Asian		0
Native American		0

4 th Period	Total number of students	18
Black		15
White		3
Hispanic		0
Asian		0
Native American		0

5 th Period	Conference	
------------------------	------------	--

6 th Period	Total number of students	28
Black		22
White		6
Hispanic		0
Asian		0
Native American		0

7 th Period	Total number of students	26
Black		22
White		4
Hispanic		0
Asian		0
Native American		0

Grade: Seventh – Twelfth
Teacher: R. Humphrey

1 st Period	Total number of students 26
Black	22
White	4
Hispanic	0
Asian	0
Native American	0

2 nd Period	Total number of students 21
Black	20
White	1
Hispanic	0
Asian	0
Native American	0

3 rd Period	Total number of students 10
Black	9
White	1
Hispanic	0
Asian	0
Native American	0

4 th Period	Total number of students 26
Black	26
White	0
Hispanic	0
Asian	0
Native American	0

5 th Period	Total number of students 20
Black	19
White	1
Hispanic	0
Asian	0
Native American	0

6th Period Conference

7 th Period	Total number of students 18
Black	15
White	3
Hispanic	0
Asian	0
Native American	0

Grade: Seventh - Twelfth
Teacher: J. Robertson

1 st Period	Total number of students 10
Black	9
White	1
Hispanic	0
Asian	0
Native American	0

2 nd Period	Total number of students 20
Black	19
White	1
Hispanic	0
Asian	0
Native American	0

3 rd Period	Total number of students 17
Black	14
White	3
Hispanic	0
Asian	0
Native American	0

4 th Period	Total number of students 22
Black	21
White	1
Hispanic	0
Asian	0
Native American	0

5 th Period	Total number of students 26
Black	22
White	4
Hispanic	0
Asian	0
Native American	0

6 th Period	Conference
------------------------	------------

7 th Period	Total number of students 26
Black	26
White	0
Hispanic	0
Asian	0
Native American	0

Grade: (6th – 8th) & (9th – 12th)
 Teacher: T. Ferguson

1 st Period	Total number of students 14
Black	12
White	2
Hispanic	0
Asian	0
Native American	0

2 nd Period	Total number of students 12
Black	12
White	0
Hispanic	0
Asian	0
Native American	0

3 rd Period	Total number of students 20
Black	19

White	1
Hispanic	0
Asian	0
Native American	0

4 th Period	Total number of students 12
Black	12
White	0
Hispanic	0
Asian	0
Native American	0

5 th Period	Total number of students 2
Black	2
White	0
Hispanic	0
Asian	0
Native American	0

6 th Period	Total number of students 13
Black	11
White	2
Hispanic	0
Asian	0
Native American	0

7 th Period	Conference
------------------------	------------

Grade: Ninth –Twelfth

Teacher: K. Hosenev (SPED)

1 st Period	Total number of students 14
Black	10
White	4
Hispanic	0
Asian	0
Native American	0

2 nd Period	Total number of students 12
Black	8
White	4
Hispanic	0
Asian	0
Native American	0

3 rd Period	Total number of students 13
Black	9
White	4
Hispanic	0
Asian	0
Native American	0

4 th Period	Total number of students 13
Black	9
White	4
Hispanic	0
Asian	0

Native American 0

5th Period Total number of students 11

Black 7

White 4

Hispanic 0

Asian 0

Native American 0

Page - 18

6th Period Total number of students 13

Black 9

White 4

Hispanic 0

Asian 0

Native American 0

7th Period Conference

Grade: Seventh – Twelfth

Inclusion/Tutorial SPED

Teacher: A. Wenzel

1st Period Total number of students 1

Black 1

White 0

Hispanic 0

Asian 0

Native American 0

2nd Period Total number of students 1

Black 1

White 0

Hispanic 0

Asian 0

Native American 0

3rd Period Total number of students 1

Black 1

White 0

Hispanic 0

Asian 0

Native American 0

4th Period Total number of students 3

Black 3

White 0

Hispanic 0

Asian 0

Native American 0

5th Period Total number of students 1

Black 1

White 0

Hispanic 0

Asian 0

Native American 0

6 th Period	Total number of students 1
Black	1
White	0
Hispanic	0
Asian	0
Native American	0

7 th Period	Conference
------------------------	------------

Grade:	Ninth - Twelfth
Teacher:	B. Shanks

1 st Period	Total number of students 7
Black	6
White	1
Hispanic	0
Asian	0
Native American	0

2 nd Period	Total number of students 5
Black	5
White	0
Hispanic	0
Asian	0
Native American	0

3 rd Period	Total number of students 11
Black	10
White	1
Hispanic	0
Asian	0
Native American	0

4 th Period	Total number of students 14
Black	12
White	2
Hispanic	0
Asian	0
Native American	0

5 th Period	Total number of students 3
Black	2
White	1
Hispanic	0
Asian	0
Native American	0

6 th Period	Conference
------------------------	------------

7 th Period	Total number of students 29
Black	28
White	1
Hispanic	0

Asian 0
Native American 0

Grade: (Ninth – Twelfth)
Teacher: T. Skinner

1st Period Total number of students 8
Black 8
White 0
Hispanic 0
Asian 0
Native American 0

Page - 20

2nd Period Total number of students 12
Black 12
White 0
Hispanic 0
Asian 0
Native American 0

3rd Period Total number of students 12
Black 12
White 0
Hispanic 0
Asian 0
Native American 0

4th Period Conference

5th Period Total number of students 12
Black 11
White 1
Hispanic 0
Asian 0
Native American 0

6th Period Total number of students 15
Black 14
White 1
Hispanic 0
Asian 0
Native American 0

7th Period Total number of students 11
Black 11
White 0
Hispanic 0
Asian 0
Native American 0

Grade: 9th – 12th
Teacher: D. Cates

1 st Period	Conference
2 nd Period	Total number of students 21
Black	20
White	1
Hispanic	0
Asian	0
Native American	0

3 rd Period	Total number of students 22
Black	21
White	1
Hispanic	0
Asian	0
Native American	0

4 th Period	Total number of students 18
Black	18
White	0
Hispanic	0
Asian	0
Native American	0

Page - 21

5 th Period	Total number of students 21
Black	20
White	1
Hispanic	0
Asian	0
Native American	0

6 th Period	Total number of students 15
Black	13
White	2
Hispanic	0
Asian	0
Native American	0

7 th Period	Conference
Grade	(7 th – 12 th)
Teacher:	N. Rodriguez
1 st Period	Total number of students 11
Black	9
White	1
Hispanic	1
Asian	0
Native American	0

2 nd Period	Total number of students 6
Black	5
White	1
Hispanic	0

Asian 0
Native American 0

3rd Period Total number of students 5
Black 5
White 0
Hispanic 0
Asian 0
Native American 0

4th Period Conference

(periods 5th – 7th at Strayhorn High School)

5th Period Total number of students 23
Black 10
White 10
Hispanic 1
Asian 2
Native American 0

6th Period Total number of students 12
Black 0
White 11
Hispanic 0
Asian 1
Native American 0

Page - 22

7th Period Total number of students 23
Black 3
White 18
Hispanic 2
Asian 0
Native American 0

Grade: Ninth – Eleventh (SPED)
Teacher: M. Jones

1st Period Total number of students 14
Black 14
White 0
Hispanic 0
Asian 0
Native American 0

2nd Period Total number of students 13
Black 13
White 0
Hispanic 0
Asian 0
Native American 0

3 rd Period	Conference
4 th Period	Total number of students 3
Black	3
White	0
Hispanic	0
Asian	0
Native American	0
5 th Period	Total number of students 7
Black	7
White	0
Hispanic	0
Asian	0
Native American	0
6 th Period	Total number of students 6
Black	6
White	0
Hispanic	0
Asian	0
Native American	0
7 th Period	Total number of students 7
Black	7
White	0
Hispanic	0
Asian	0
Native American	0

Grade: K-Sixth & Ninth – Twelfth (SPED) Inclusion
Teacher: C. Taylor

1 st Period	Total number of students 4 (El. K-6)
Black	2
White	2
Hispanic	0
Asian	0
Native American	0
2 nd Period	Conference
3 rd Period	Total number of students 4
Black	4
White	0
Hispanic	0
Asian	0
Native American	0
4 th Period	Total number of students 1
Black	1
White	0
Hispanic	0
Asian	0
Native American	0
5 th Period	Total number of students 2

Black	2
White	0
Hispanic	0
Asian	0
Native American	0

6th Period Total number of students 2

Black	2
White	0
Hispanic	0
Asian	0
Native American	0

7th Period Total number of students 5

Black	4
White	1
Hispanic	0
Asian	0
Native American	0

Grade: Ninth - Twelfth

Teacher: J. Perkins

1st Period Total number of students 17

Black	9
White	8
Hispanic	0
Asian	0
Native American	0

2nd Period Total number of students 12

Black	11
White	1
Hispanic	0
Asian	0
Native American	0

3rd Period Total number of students 13

Black	6
White	7
Hispanic	0
Asian	0
Native American	0

4th Period Conference

5th Period Total number of students 14

Black	14
White	0
Hispanic	0
Asian	0
Native American	0

6th Period Total number of students 19

Black	19
White	0
Hispanic	0
Asian	0
Native American	0

7 th Period	Total number of students 12
Black	11
White	1
Hispanic	0
Asian	0
Native American	0

Grade: Fifth - Eighth SPED Inclusion
 Teacher: L. Hibler

1 st Period	Total number of students 3
Black	3
White	0
Hispanic	0
Asian	0
Native American	0

2 nd Period	Conference
------------------------	------------

3 rd Period	Total number of students 2
Black	2
White	0
Hispanic	0
Asian	0
Native American	0

4 th Period	Total number of students 2
Black	2
White	0
Hispanic	0
Asian	0
Native American	0

5 th Period	Total number of students 4
Black	4
White	0
Hispanic	0
Asian	0
Native American	0

6 th Period	Total number of students 3
Black	3
White	0
Hispanic	0
Asian	0
Native American	0

7 th Period	Total number of students 3
Black	3
White	0
Hispanic	0
Asian	0
Native American	0

Grade: (10th – 12th)
Teacher: R. Collins

1 st Period	Total number of students	7
Black		7
White		0
Hispanic		0
Asian		0
Native American		0

2 nd Period	Total number of students	7
Black		7
White		0
Hispanic		0
Asian		0
Native American		0

3 rd Period	Total number of students	9
Black		9
White		0
Hispanic		0
Asian		0
Native American		0

4th Period Conference

5 th Period	Total number of students	7
Black		2
White		5
Hispanic		0
Asian		0
Native American		0

6 th Period	Total number of students	10
Black		3
White		7
Hispanic		0
Asian		0
Native American		0

7 th Period	Total number of students	6
Black		2
White		4
Hispanic		0
Asian		0
Native American		0

Page - 26

Grade: Ninth – Twelfth
Teacher: B. Gore

1 st Period	Total number of students	21
Black		20
White		1
Hispanic		0
Asian		0
Native American		0

2 nd Period	Total number of students	10
Black		9
White		0
Hispanic		1
Asian		0
Native American		0

3 rd Period	Total number of students	24
Black		21
White		2
Hispanic		1
Asian		0
Native American		0

4th Period Conference

5 th Period	Total number of students	25
Black		23
White		1
Hispanic		1
Asian		0
Native American		0

6 th Period	Total number of students	11
Black		11
White		0
Hispanic		0
Asian		0
Native American		0

7 th Period	Total number of students	20
Black		17
White		2
Hispanic		1
Asian		0
Native American		0

Grade: Ninth – Twelfth
Teacher: B. Shanks

Page - 27

1 st Period	Total number of students	7
Black		6
White		1
Hispanic		0
Asian		0
Native American		0

2nd Period Conference

3 rd Period	Total number of students 3
Black	2
White	1
Hispanic	0
Asian	0
Native American	0

4 th Period	Total number of students 11
Black	10
White	1
Hispanic	0
Asian	0
Native American	0

5 th Period	Total number of students 2
Black	1
White	1
Hispanic	0
Asian	0
Native American	0

6th Period Conference

7 th Period	Total number of students 5
Black	2
White	3
Hispanic	0
Asian	0
Native American	0

Grade: Eighth – Twelfth
Teacher: C. Hines

1 st Period	Total number of students 10
Black	9
White	1
Hispanic	0
Asian	0
Native American	0

2nd Period Conference

3 rd Period	Total number of students 19
Black	8
White	11
Hispanic	0
Asian	0
Native American	0

4 th Period	Total number of students 17
Black	7
White	9
Hispanic	1
Asian	0
Native American	0

5 th Period	Total number of students 12
------------------------	-----------------------------

Black	7
White	5
Hispanic	0
Asian	0
Native American	0

6 th Period	Total number of students 20
Black	19
White	1
Hispanic	0
Asian	0
Native American	0

7 th Period	Total number of students 10
Black	13
White	0
Hispanic	0
Asian	0
Native American	0

Grade: Ninth - Twelfth

Teacher: J. Kirby

1 st Period	Total number of students 12
Black	11
White	0
Hispanic	1
Asian	0
Native American	0

2 nd Period	Total number of students 17
Black	15
White	1
Hispanic	1
Asian	0
Native American	0

3 rd Period	Total number of students 10
Black	9
White	1
Hispanic	0
Asian	0
Native American	0

4 th Period	Total number of students 16
Black	16
White	0
Hispanic	0
Asian	0
Native American	0

5 th Period	Conference
------------------------	------------

6 th Period	Total number of students 25
Black	23
White	2
Hispanic	0

Asian 0
Native American 0

7th Period Total number of students 7
Black 7
White 0
Hispanic 0
Asian 0
Native American 0

Grade: Ninth – Twelfth

Teacher: R. Sellers

1st Period Total number of students 13
Black 13
White 0
Hispanic 0
Asian 0
Native American 0

2nd Period Total number of students 24
Black 22
White 2
Hispanic 0
Asian 0
Native American 0

3rd Period Total number of students 22
Black 20
White 2
Hispanic 0
Asian 0
Native American 0

4th Period Total number of students 21
Black 19
White 1
Hispanic 1
Asian 0
Native American 0

5th Period Total number of students 23
Black 22
White 1
Hispanic 0
Asian 0
Native American 0

6th Period Total number of students 13
Black 13
White 0
Hispanic 0
Asian 0
Native American 0

7th Period Conference

Grade: Ninth - Twelfth
Teacher: W. Spiva
1st Period Total number of students 20
Black 19
White 1
Hispanic 0
Asian 0
Native American 0

2nd Period Conference

3rd Period Total number of students 8
Black 8
White 0
Hispanic 0
Asian 0
Native American 0

4th Period Total number of students 20
Black 20
White 0
Hispanic 0
Asian 0
Native American 0

5th Period Total number of students 19
Black 19
White 0
Hispanic 0
Asian 0
Native American 0

6th Period Total number of students 22
Black 20
White 2
Hispanic 0
Asian 0
Native American 0

7th Period Total number of students 19
Black 18
White 1
Hispanic 0
Asian 0
Native American 0

Grade: Ninth - Twelfth
Teacher: A. Wellington
1st Period Conference

2nd Period Total number of students 16
Black 14
White 2
Hispanic 0
Asian 0
Native American 0

3 rd Period	Total number of students	18
Black		17
White		0
Hispanic		1
Asian		0
Native American		0

4 th Period	Total number of students	20
Black		17
White		3
Hispanic		0
Asian		0
Native American		0

5 th Period	Total number of students	20
Black		19
White		1
Hispanic		0
Asian		0
Native American		0

6 th Period	Total number of students	17
Black		16
White		1
Hispanic		1
Asian		0
Native American		0

7 th Period	Total number of students	3
Black		3
White		0
Hispanic		0
Asian		0
Native American		0

East Tate Elementary School

Grade: Kindergarten
Teacher: K. Anderson

Total Number of Students:	27
Black	11
White	16
Hispanic	0
Asian	0
Native American	0

Grade: Kindergarten
Teacher: P. Fowler

Total Number of Students:	27
Black	10
White	17

Hispanic	0
Asian	0
Native American	0

Grade: Kindergarten
Teacher: C. Malone

Total Number of Students: 27

Black	10
White	15
Hispanic	2
Asian	0
Native American	0

Grade: Kindergarten
Teacher: M. Moye

Total Number of Students: 27

Black	10
White	17
Hispanic	0
Asian	0
Native American	0

Grade: First
Teacher: P. Smith

Total Number of Students: 20

Black	9
White	9
Hispanic	2
Asian	0
Native American	0

Grade: First
Teacher: P. Bowler

Total Number of Students: 21

Black	6
White	14
Hispanic	1
Asian	0
Native American	0

Grade: First
Teacher: R. Conner

Total Number of Students: 18

Black	5
White	12
Hispanic	1
Asian	0
Native American	0

Grade: First
Teacher: N. Darnell

Total Number of Students: 19

Black	7
White	11
Hispanic	1
Asian	0
Native American	0

Page - 33

Grade: First
Teacher: C. Ferguson

Total Number of Students: 19

Black	6
White	13
Hispanic	0
Asian	0
Native American	0

Grade: First
Teacher: K. Haley

Total Number of Students: 20

Black	6
White	13
Hispanic	1
Asian	0
Native American	0

Grade: First
Teacher: Y. Hampton

Total Number of Students: 20

Black	6
White	13
Hispanic	1
Asian	0
Native American	0

Grade: Second
Teacher: S. Johnson

Total Number of Students: 16

Black	7
White	9
Hispanic	0
Asian	0
Native American	0

Grade: Second
Teacher: S. Blair

Total Number of Students: 20

Black	6
-------	---

White	12
Hispanic	1
Asian	0
Native American	0

Grade: Second
Teacher: R. Darnell

Total Number of Students: 18

Black	8
White	10
Hispanic	0
Asian	0
Native American	0

Page - 34

Grade: Second
Teacher: L. Nicholson

Total Number of Students: 17

Black	6
White	10
Hispanic	1
Asian	0
Native American	0

Grade: Second
Teacher: P. Walker

Total Number of Students: 20

Black	8
White	12
Hispanic	0
Asian	0
Native American	0

Grade: Third
Teacher: F. Edwards

Total Number of Students: 24

Black	6
White	15
Hispanic	3
Asian	0
Native American	0

Grade: Third
Teacher: D. May

Total Number of Students: 24

Black	6
White	17
Hispanic	1
Asian	0
Native American	0

Grade: Third
Teacher: B. Prescott

Total Number of Students: 24

Black	7
-------	---

White	16
Hispanic	1
Asian	0
Native American	0

Grade: Third

Teacher: M. Smith
Total Number of Students: 25

Black	9
White	16
Hispanic	0
Asian	0
Native American	0

Grade: Third

Teacher: C. Whitehead
Total Number of Students: 26

Black	5
White	18
Hispanic	3
Asian	0
Native American	0

Page - 35

Grade: Fourth

Teacher: J. Gant
Total Number of Students: 26

Black	12
White	14
Hispanic	0
Asian	0
Native American	0

Grade: Fourth

Teacher: T. Fletcher
Total Number of Students: 23

Black	10
White	12
Hispanic	1
Asian	0
Native American	0

Grade: Fourth

Teacher: P. Bailey
Total Number of Students: 24

Black	8
White	15
Hispanic	1
Asian	0
Native American	0

Grade: Fourth

Teacher: B. Bradley
Total Number of Students: 19

Black	9
White	10
Hispanic	0
Asian	0
Native American	0

Grade: Fourth

Teacher: L. Conley
Total Number of Students: 24

Black	11
White	12
Hispanic	1
Asian	0
Native American	0

Grade: Fourth

Teacher: J. West
Total Number of Students: 21

Black	9
White	11
Hispanic	1
Asian	0
Native American	0

Page - 36

Grade: SPED

Teacher: K. DeBerry
Total Number of Students: 4

Black	2
White	1
Hispanic	1
Asian	0
Native American	0

Grade: SPED

Teacher: C. Tyree
Total Number of Students: 1

Black	1
White	0
Hispanic	0
Asian	0
Native American	0

Strayhorn School

(Strayhorn Elem.)

Grade: Kindergarten

Teacher: K. Edwards
Total Number of Students: 23

Black	0
White	22
Hispanic	1
Asian	0
Native American	0

Grade: Kindergarten

Teacher: M. Lacefield
Total Number of Students: 25

Black	0
-------	---

White	25
Hispanic	0
Asian	0
Native American	0

Grade: Kindergarten

Teacher: V. Newson

Total Number of Students: 21

Black	5
White	13
Hispanic	3
Asian	0
Native American	0

Grade: Kindergarten

Teacher: B. Phillips

Total Number of Students: 24

Black	0
White	21
Hispanic	3
Asian	0
Native American	0

Page – 37

Grade: First

Teacher: L. Parker

Total Number of Students: 25

Black	8
White	14
Hispanic	3
Asian	0
Native American	0

Grade: First

Teacher: M. Young

Total Number of Students: 26

Black	0
White	26
Hispanic	0
Asian	0
Native American	0

Grade: First

Teacher: R. Wright

Total Number of Students: 25

Black	0
White	25
Hispanic	0
Asian	0
Native American	0

Grade: First

Teacher: A. Sowell

Total Number of Students: 25

Black	4
White	21
Hispanic	0
Asian	0

Native American 0

Grade: Second

Teacher: S. Moyer

Total Number of Students: 21

Black	4
White	16
Hispanic	0
Asian	0
Native American	1

Grade: Second

Teacher: K. Ricks

Total Number of Students: 20

Black	6
White	13
Hispanic	1
Asian	0
Native American	0

Page -38

Grade: Second

Teacher: J. Still

Total Number of Students: 19

Black	2
White	15
Hispanic	2
Asian	0
Native American	0

Grade: Second

Teacher: C. Veazey

Total Number of Students: 19

Black	0
White	19
Hispanic	0
Asian	0
Native American	0

Grade: Third

Teacher: K. Begrin

1st Period Total Number of Students 20

Black	0
White	19
Hispanic	1
Asian	0
Native American	0

2nd Period Conference

3rd Period Total Number of Students 20

Black	0
White	19
Hispanic	1
Asian	0
Native American	0

4th Period Total Number of Students 20

Black	0
White	19
Hispanic	1
Asian	0
Native American	0

5th Period Total Number of Students 20

Black	0
White	19
Hispanic	1
Asian	0
Native American	0

6th Period Total Number of Students 20

Black	0
White	19
Hispanic	1
Asian	0
Native American	0

7th Period Total Number of Students 20

Black	0
White	19
Hispanic	1
Asian	0
Native American	0

Grade: Second

Teacher: B. Malin

1st Period Total Number of Students: 22

Black	3
White	19
Hispanic	0
Asian	0
Native American	0

2nd Period Conference

3rd Period Total Number of Students 22

Black	3
White	19
Hispanic	0

Asian 0
Native American 0

4th Period Total Number of Students 22

Black 3
White 19
Hispanic 0
Asian 0
Native American 0

5th Period Total Number of Students 22

Black 3
White 19
Hispanic 0
Asian 0
Native American 0

6th Period Total Number of Students 22

Black 3
White 19
Hispanic 0
Asian 0
Native American 0

7th Period Total Number of Students 22

Black 3
White 19
Hispanic 0
Asian 0
Native American 0

Grade: Third

Teacher: T. Towns

1st Period Total Number of Students: 19

Black 6
White 10
Hispanic 3
Asian 0
Native American 0

2nd Period Conference

3rd Period Total Number of Students 19

Black 6
White 10
Hispanic 3
Asian 0
Native American 0

4th Period Total Number of Students 19

Black 6
White 10
Hispanic 3
Asian 0
Native American 0

5th Period Total Number of Students 19

Black 6

White	10
Hispanic	3
Asian	0
Native American	0

6th Period Total Number of Students 19

Black	6
White	10
Hispanic	3
Asian	0
Native American	0

7th Period Total Number of Students 19

Black	6
White	10
Hispanic	3
Asian	0
Native American	0

Grade: Third

Teacher: K. Woolfolk

1st Period Total Number of Students: 20

Black	0
White	19
Hispanic	0
Asian	1
Native American	0

2nd Period Conference

3rd Period Total Number of Students 20

Black	0
White	19
Hispanic	0
Asian	1
Native American	0

4th Period Total Number of Students 20

Black	0
White	19
Hispanic	0
Asian	1
Native American	0

5th Period Total Number of Students: 20

Black	0
White	19
Hispanic	0
Asian	1
Native American	0

6th Period Total Number of Students: 20

Black	0
White	19
Hispanic	0
Asian	1
Native American	0

7th Period Total Number of Students: 20

Black	0
White	19
Hispanic	0
Asian	1
Native American	0

Grade: Fourth

Teacher: J. Inman
1st Period Conference

2nd Period Total Number of Students 21

Black	0
White	20
Hispanic	1
Asian	0
Native American	0

3rd Period Total Number of Students 21

Black	0
White	20
Hispanic	1
Asian	1
Native American	0

4th Period Total Number of Students 20

Black	0
White	19
Hispanic	0
Asian	1
Native American	0

5th Period Total Number of Students: 20

Black	0
White	19
Hispanic	0
Asian	1
Native American	0

6th Period Total Number of Students: 20

Black	0
White	19
Hispanic	0
Asian	1
Native American	0

7th Period Total Number of Students: 20

Black	0
White	19
Hispanic	0
Asian	1
Native American	0

Grade: Fourth

Teacher: E. Kopf
1st Period Conference

2nd Period Total Number of Students 21
Black 0
White 21
Hispanic 0
Asian 0
Native American 0

3rd Period Total Number of Students 21
Black 0
White 21
Hispanic 0
Asian 0
Native American 0

4th Period Total Number of Students 21
Black 0
White 21
Hispanic 0
Asian 0
Native American 0

5th Period Total Number of Students 23
Black 0
White 22
Hispanic 1
Asian 0
Native American 0

6th Period Total Number of Students 23
Black 0
White 22
Hispanic 1
Asian 0
Native American 0

7th Period Total Number of Students: 23
Black 0
White 22
Hispanic 1
Asian 0
Native American 0

Grade: Fourth

Teacher: W. Lentz
1st Period Conference

2nd Period Total Number of Students 23
Black 3
White 19
Hispanic 0
Asian 0
Native American 0

3rd Period Total Number of Students 23
Black 3
White 19
Hispanic 0
Asian 0
Native American 0

4th Period Total Number of Students 23
Black 3
White 19
Hispanic 0
Asian 0
Native American 0

5th Period Total Number of Students 21
Black 3
White 19
Hispanic 0
Asian 0
Native American 0

6th Period Total Number of Students 21
Black 3
White 19
Hispanic 0
Asian 0
Native American 0

7th Period Total Number of Students 21
Black 3
White 19
Hispanic 0
Asian 0
Native American 0

Grade: Fourth

Teacher: D. Phelps
1st Period Conference

2nd Period Total Number of Students 21
Black 3
White 17
Hispanic 1
Asian 0
Native American 0

3rd Period Total Number of Students 21
Black 3
White 17
Hispanic 1
Asian 0
Native American 0

4th Period Total Number of Students 21
Black 3

5 th Period	Total Number of Students	21
Black		3
White		21
Hispanic		1
Asian		0
Native American		0

6 th Period	Total Number of Students	21
Black		3
White		21
Hispanic		1
Asian		0
Native American		0

7 th Period	Total Number of Students	21
Black		3
White		21
Hispanic		1
Asian		0
Native American		0

Grade:	Fifth	
Teacher:	M. Raper	
1 st Period	Total Number of Students	26
Black		5
White		19
Hispanic		2
Asian		0
Native American		0

2 nd Period	Total Number of Students	26
Black		5
White		19
Hispanic		2
Asian		0
Native American		0

3 rd Period	Total Number of Students	27
Black		6
White		20
Hispanic		1
Asian		0
Native American		0

4 th Period	Conference
------------------------	------------

5 th Period	Total Number of Students	27
Black		6
White		20
Hispanic		1
Asian		0
Native American		0

6 th Period	Total Number of Students	24
Black		5
White		19

Hispanic 0
Asian 0
Native American 0

7th Period Total Number of Students 25
Black 5
White 20
Hispanic 0
Asian 0
Native American 0

Grade: Fifth

Teacher: S. Yow

1st Period Total Number of Students 26
Black 6
White 20
Hispanic 0
Asian 0
Native American 0

2nd Period Total Number of Students 26
Black 6
White 20
Hispanic 0
Asian 0
Native American 0

3rd Period Total Number of Students 26
Black 6
White 20
Hispanic 0
Asian 0
Native American 0

4th Period Total Number of Students 26
Black 6
White 20
Hispanic 0
Asian 0
Native American 0

5th Period Total Number of Students 26
Black 6
White 20
Hispanic 0
Asian 0
Native American 0

6th Period Total Number of Students 26
Black 6
White 20
Hispanic 0
Asian 0
Native American 0

7th Period Total Number of Students 26

Black	6
White	20
Hispanic	0
Asian	0
Native American	0

Grade: Sixth

Page - 47

Teacher: C. Ricks

1st Period Total Number of Students: 25

Black	2
White	21
Hispanic	2
Asian	0
Native American	0

2nd Period Total Number of Students 25

Black	2
White	21
Hispanic	2
Asian	0
Native American	0

3rd Period Total Number of Students 24

Black	2
White	21
Hispanic	1
Asian	0
Native American	0

4th Period Total Number of Students 24

Black	2
White	21
Hispanic	1
Asian	0
Native American	0

5th Period Conference

6th Period Total Number of Students 23

Black	2
White	21
Hispanic	0
Asian	0
Native American	0

7th Period Total Number of Students 23

Black	2
White	21
Hispanic	0
Asian	0
Native American	0

Grade: Sixth

Teacher: T. Crafton

1st Period Total Number of Students 24

Black	3
White	21
Hispanic	0
Asian	0
Native American	0

2nd Period Total Number of Students 24

Black	3
White	21
Hispanic	0
Asian	0
Native American	0

Page - 48

3rd Period Total Number of Students 23

Black	2
White	21
Hispanic	0
Asian	0
Native American	0

4th Period Total Number of Students 23

Black	2
White	21
Hispanic	0
Asian	0
Native American	0

5th Period Conference

6th Period Total Number of Students 25

Black	2
White	23
Hispanic	0
Asian	0
Native American	0

7th Period Total Number of Students 25

Black	2
White	23
Hispanic	0
Asian	0
Native American	0

Grade: Sixth

Teacher: F. King

1st Period Total Number of Students: 23

Black	0
White	23
Hispanic	0
Asian	0
Native American	0

2nd Period Total Number of Students 23

Black	0
White	23
Hispanic	0
Asian	0

Native American 0

3rd Period Total Number of Students 25

Black 2

White 23

Hispanic 0

Asian 0

Native American 0

4th Period Total Number of Students 25

Black 2

White 23

Hispanic 0

Asian 0

Native American 0

5th Period Conference

6th Period Total Number of Students 21

Black 0

White 21

Hispanic 0

Asian 0

Native American 0

Page - 49

7th Period Total Number of Students 21

Black 0

White 21

Hispanic 0

Asian 0

Native American 0

Strayhorn High School

Grade: Seventh

Teacher: J. Barron

1st Period Total Number of Students 29

Black 5

White 23

Hispanic 1

Asian 0

Native American 0

2nd Period Total Number of Students 33

Black 3

White 28

Hispanic 2

Asian 0

Native American 0

3rd Period Total Number of Students 20

Black 0

White 19

Hispanic 0

Asian 0

Native American 1

4th Period Total Number of Students 13

Black	0
White	13
Hispanic	0
Asian	0
Native American	0

5th Period Conference

6 th Period	Total Number of Students	24
Black		0
White		24
Hispanic		0
Asian		0
Native American		0

7 th Period	Total Number of Students	20
Black		2
White		18
Hispanic		0
Asian		0
Native American		0

Page - 50

Grade: Seventh

Teacher: J. Gayden

1st Period Total Number of Students 25

Black	2
White	22
Hispanic	1
Asian	0
Native American	0

2nd Period Total Number of Student 33

Black	5
White	27
Hispanic	0
Asian	0
Native American	1

3rd Period Total Number of Students 24

Black	2
White	22
Hispanic	0
Asian	0
Native American	0

4th Period Total Number of Students 27

Black	2
White	23
Hispanic	2
Asian	0
Native American	0

5th Period Total Number of Students 10

Black	0
White	10
Hispanic	0
Asian	0
Native American	0

6 th Period	Conference
7 th Period	Total Number of Students 18
Black	0
White	17
Hispanic	1
Asian	0
Native American	0

Grade:	Seventh & Eighth
Teacher:	L. Mayo
1 st Period	Total Number of Students 27
Black	1
White	24
Hispanic	1
Asian	0
Native American	1

2 nd Period	Conference
------------------------	------------

Page -51

3 rd Period	Total Number of Students 31
Black	5
White	24
Hispanic	2
Asian	0
Native American	0

4 th Period	Total Number of Students 28
Black	1
White	26
Hispanic	1
Asian	0
Native American	0

5 th Period	Total Number of Students 10
Black	1
White	9
Hispanic	0
Asian	0
Native American	0

6 th Period	Total Number of Students 22
Black	2
White	22
Hispanic	0
Asian	0
Native American	0

7 th Period	Total Number of Students 16
Black	0
White	16
Hispanic	0

Asian 0
Native American 0

Grade: Seventh - Ninth

Teacher: K. Waldon

1st Period Total Number of Students 20

Black 1

White 18

Hispanic 0

Asian 1

Native American 0

2nd Period Total Number of Students 30

Black 2

White 28

Hispanic 0

Asian 0

Native American 0

3rd Period Total Number of Students 11

Black 0

White 11

Hispanic 0

Asian 0

Native American 0

4th Period Conference

Page- 52

5th Period Total Number of Students 23

Black 1

White 22

Hispanic 0

Asian 0

Native American 0

6th Period Total Number of Students 29

Black 5

White 22

Hispanic 2

Asian 0

Native American 0

7th Period Total Number of Students 30

Black 2

White 26

Hispanic 1

Asian 0

Native American

Teacher: M. Carter

Grades: Ninth – Twelfth

1st Period Total Number of Students 16

Black 1

White 14

Hispanic 0

Asian 0

Native American 1

2nd Period Total Number of Students 24

Black 2
White 20
Hispanic 2
Asian 0
Native American 0

3rd Period Total Number of Students 24

Black 2
White 22
Hispanic 0
Asian 0
Native American 0

4th Period Conference

5th Period Total Number of Students 15

Black 3
White 12
Hispanic 0
Asian 0
Native American 0

6th Period Total Number of Students 9

Black 2
White 7
Hispanic 0
Asian 0
Native American 0

7th Period Total Number of Students 17

Black 3
White 14
Hispanic 0
Asian 0
Native American 0

Page - 53

Teacher: Don Collins

Grade: Seventh – Eighth & Ninth – Tenth

1st Period Total Number of Students 17

Black 1
White 14
Hispanic 2
Asian 0
Native American 0

2nd Period Total Number of Students 27

Black 2
White 24
Hispanic 1
Asian 0
Native American 0

3rd Period Conference

4th Period	Total Number of Students	21
Black		2
White		18
Hispanic		0
Asian		0
Native American		1

5th Period	Total Number of Students	28
Black		5
White		22
Hispanic		1
Asian		0
Native American		0

6th Period	Total Number of Students	22
Black		4
White		18
Hispanic		0
Asian		0
Native American		0

7th Period	Total Number of Students	28
Black		4
White		24
Hispanic		0
Asian		0
Native American		0

Grade:	Ninth– Twelfth	
Teacher:	C. Floyd	
1 st Period	Total Number of Students	24
Black		1
White		21
Hispanic		2
Asian		0
Native American		0

2 nd Period	Conference
------------------------	------------

Page - 54

3 rd Period	Total Number of Students	15
Black		1
White		13
Hispanic		1
Asian		0
Native American		0

4th Period	Total Number of Students	26
Black		2
White		24
Hispanic		0
Asian		0
Native American		0

5th Period	Total Number of Students	11
Black		0
White		10
Hispanic		1

Asian	0
Native American	0
6th Period	Total Number of Students 21
Black	1
White	20
Hispanic	0
Asian	0
Native American	0

7th Period	Total Number of Students 12
Black	2
White	10
Hispanic	1
Asian	0
Native American	0

Grade: SPED – Seventh - Eighth

Teacher: J. Sprayberry

1 st Period	Total Number of Students 6
Black	2
White	4
Hispanic	0
Asian	0
Native American	0

2 nd Period	Total Number of Students 5
Black	2
White	3
Hispanic	0
Asian	0
Native American	0

3 rd Period	Total Number of Students 6
Black	2
White	4
Hispanic	0
Asian	0
Native American	0

4th Period	Total Number of Students 4
Black	0
White	4
Hispanic	0
Asian	0
Native American	0

5th Period Conference

6 th Period	Total Number of Students 5
Black	0
White	5
Hispanic	0
Asian	0
Native American	0

7 th Period	Total Number of Students	2
Black		1
White		1
Hispanic		0
Asian		0
Native American		0

Grade: Ninth – Twelfth
 Teacher: D. Case
 1st Period Conference

HERE!!!

2 nd Period	Total Number of Students	12
Black		
White		
Hispanic		0
Asian		0
Native American		0

3 rd Period	Total Number of Students	17
Black		
White		
Hispanic		0
Asian		0
Native American		0

4 th Period	Total Number of Students	20
Black		
White		
Hispanic		
Asian		
Native American		

5 th Period	Total Number of Students	20
Black		
White		
Hispanic		0
Asian		0
Native American		0

6 th Period	Total Number of Students	14
Black		
White		
Hispanic		0
Asian		0
Native American		0

Page - 56

7 th Period	Total Number of Students	11
Black		
White		
Hispanic		0
Asian		0
Native American		0

Grade: J
 Teacher:
 1st Period Total Number of Students
 Black

White
Hispanic o
Asian o
Native American o

2nd Period Total Number of Students

Black
White
Hispanic o
Asian o
Native American o

3rd Period Total number of students

Black
White
Hispanic o
Asian o
Native American o

4th Period Total number of students

Black
White
Hispanic o
Asian o
Native American o

5th Period Total number of students

Black
White
Hispanic o
Asian o
Native American o

6th Period Total number of students

Black
White
Hispanic o
Asian o
Native American o

7th Period Conference

Non Self-Contained Classes

Grade:

Teacher:

1st Period Conference

2nd Period Total number of students

Black
White
Hispanic o
Asian o
Native American o

3rd Period Total number of students

Black
White

Hispanic 0
Asian 0
Native American 0

4th Period Total number of students
Black
White
Hispanic
Asian 0
Native American 0

5th Period Total number of students
Black
White
Hispanic 0
Asian 0
Native American 0

6th Period Total number of students
Black
White
Hispanic 0
Asian 0
Native American 0

7th Period Total number of students
Black
White
Hispanic 0
Asian 0
Native American 0

Non Self-Contained Classes
Grade:
Teacher:

1st Period Total number of students
Black
White
Hispanic
Asian 0
Native American 0

2nd Period Total number of students
Black
White
Hispanic 0
Asian 0
Native American 0

3rd Period Total number of students
Black
White
Hispanic
Asian 0
Native American 0

4th Period		Total number of students	24
Black		6	
White	18		
Hispanic		00	
Asian		00	
Native American		00	

5th Period		Total number of students	24
Black		6	
White	18		
Hispanic		0	
Asian		0	
Native American		0	

6th Period Conference

7th Period		Total number of students	24
Black		6	
White	18		
Hispanic		0	
Asian		0	
Native American		0	

Non Self-Contained Classes

Grade:

Teacher:

1 st Period		Total number of students	
Black			
White			
Hispanic			
Asian		0	
Native American		0	

2 nd Period		Total number of students	
Black			
White			
Hispanic		0	
Asian		0	
Native American		0	

3 rd Period		Total number of students	
Black			
White			
Hispanic		0	
Asian		0	
Native American		0	

4th Period		Total number of students	
Black			
White			
Hispanic		0	
Asian		0	
Native American		0	

5th Period Total number of students
Black
White
Hispanic 0
Asian 0
Native American 0

6th Period Total number of students
Black
White
Hispanic
Asian 0
Native American 0

7th Period Conference
Non Self-Contained Classes
Grade:
Teacher:

1st Period Conference

2nd Period Total number of students
Black
White
Hispanic 0
Asian 0
Native American 0

3rd Period Total number of students
Black
White
Hispanic
Asian 0
Native American 0

4th Period Total number of students
Black
White
Hispanic 0
Asian 0
Native American 0

5th Period Total number of students
Black
White
Hispanic 0
Asian 0
Native American 0

6th Period Total number of students
Black
White
Hispanic 0
Asian 0
Native American 0

7th Period Total number of students
Black

White
Hispanic o
Asian o
Native American o

Non Self-Contained Classes

Grade:
Teacher:

1st Period Total number of students
Black
White
Hispanic o
Asian o
Native American o

2nd Period Total number of students
Black
White
Hispanic o
Asian o
Native American o

3rd Period Total number of students
Black
White
Hispanic o
Asian o
Native American o

4th Period Conference

5th Period Total number of students
Black
White
Hispanic o
Asian o
Native American o

6th Period Total number of students
Black
White
Hispanic o
Asian o
Native American o

7th Period Total number of students
Black
White
Hispanic o
Asian o
Native American o

Non Self-Contained Classes

Grade:
Teacher:

1st Period Total number of students

Black
White
Hispanic 0
Asian 0
Native American 0

2nd Period Conference

3rd Period Total number of students

Black
White
Hispanic 0
Asian 0
Native American 0

4th Period Total number of students

Black
White
Hispanic 0
Asian 0
Native American 0

5th Period Total number of students

Black
White
Hispanic 0
Asian 0
Native American 0

6th Period Total number of students

Black
White
Hispanic 0
Asian 0
Native American 0

7th Period Total number of students

Black
White
Hispanic 0
Asian 0
Native American 0

Self-Contained Classroom

Grade: SPED

Teacher:

Total Number of Students:

Black
White
Hispanic 0
Asian 0
Native American 0

Self-Contained Classroom

Grade: Kindergarten

Teacher:

Total Number of Students:

Black

White

Hispanic o

Asian o

Native American o

Self-Contained Classroom

Grade: Kindergarten

Teacher:

Total Number of Students:

Black

White

Hispanic o

Asian o

Native American o

Grade:

Teacher:

Total Number of Students:

Black

White

Hispanic o

Asian o

Native American o

INDEPENDENCE HIGH SCHOOL

Grade:

Teacher:

Total Number of Students:

Black

White

Hispanic o

Asian o

Native American o

Self-Contained Classroom

Grade: SPED

Teacher:

Total Number of Students:

Black

White

Hispanic o

Asian o

Native American 0

Self-Contained Classroom

Grade: Kindergarten

Teacher:

Total Number of Students:

Black

White

Hispanic 0

Asian 0

Native American 0

Self-Contained Classroom

Grade: Kindergarten

Teacher:

Total Number of Students:

Black

White

Hispanic 0

Asian 0

Native American 0

Self-Contained Classroom

Grade: Kindergarten

Teacher:

Total Number of Students:

Black

White

Hispanic 0

Asian 0

Native American 0

Self-Contained Classroom

Grade: First

Teacher:

Total Number of Students:

Black

White

Hispanic 0

Asian 0

Native American 0

Self-Contained Classroom

Grade: SPED

Teacher:

Total Number of Students:

Black

White

Hispanic 0
Asian 0
Native American 0

Self-Contained Classroom
Grade: Kindergarten
Teacher:

Total Number of Students:
Black
White
Hispanic 0
Asian 0
Native American 0

Self-Contained Classroom
Grade: Kindergarten
Teacher:

Total Number of Students:
Black
White
Hispanic 0
Asian 0
Native American 0

Self-Contained Classroom
Grade: Kindergarten
Teacher:

Total Number of Students:
Black
White
Hispanic 0
Asian 0
Native American 0

Self-Contained Classroom
Grade: First
Teacher:

Total Number of Students:
Black
White
Hispanic 0
Asian 0
Native American 0

Self-Contained Classroom
Grade: SPED
Teacher:

Total Number of Students:
Black

White
Hispanic o
Asian o
Native American o

Self-Contained Classroom
Grade: Kindergarten
Teacher:

Total Number of Students:
Black
White
Hispanic o
Asian o
Native American o

Self-Contained Classroom
Grade: Kindergarten
Teacher:

Total Number of Students:
Black
White
Hispanic o
Asian o
Native American o

Self-Contained Classroom
Grade: Kindergarten
Teacher:

Total Number of Students:
Black
White
Hispanic o
Asian o
Native American o

Self-Contained Classroom
Grade: First
Teacher:

Total Number of Students:
Black
White
Hispanic o
Asian o
Native American o

Self-Contained Classroom
Grade: SPED
Teacher:

Total Number of Students:

Black
White
Hispanic o
Asian o
Native American o

Self-Contained Classroom
Grade: Kindergarten
Teacher:

Total Number of Students:
Black
White
Hispanic o
Asian o
Native American o

Self-Contained Classroom
Grade: Kindergarten
Teacher:

Total Number of Students:
Black
White
Hispanic o
Asian o
Native American o

Self-Contained Classroom
Grade: Kindergarten
Teacher:

Total Number of Students:
Black
White
Hispanic o
Asian o
Native American o

Self-Contained Classroom
Grade: First
Teacher:

Total Number of Students:
Black
White
Hispanic o
Asian o
Native American o

Self-Contained Classroom
Grade: SPED
Teacher:

Total Number of Students:

Black
White
Hispanic o
Asian o
Native American o

Self-Contained Classroom
Grade: Kindergarten
Teacher:

Total Number of Students:
Black
White
Hispanic o
Asian o
Native American o

Self-Contained Classroom
Grade: Kindergarten
Teacher:

Total Number of Students:
Black
White
Hispanic o
Asian o
Native American o

Self-Contained Classroom
Grade: Kindergarten
Teacher:

Total Number of Students:
Black
White
Hispanic o
Asian o
Native American o

Self-Contained Classroom
Grade: First
Teacher:

Total Number of Students:
Black
White
Hispanic o
Asian o
Native American o

Self-Contained Classroom
Grade: SPED
Teacher:

Total Number of Students:

Black
White
Hispanic o
Asian o
Native American o

Self-Contained Classroom
Grade: Kindergarten
Teacher:

Total Number of Students:
Black
White
Hispanic o
Asian o
Native American o

Self-Contained Classroom
Grade: Kindergarten
Teacher:

Total Number of Students:
Black
White
Hispanic o
Asian o
Native American o

Self-Contained Classroom
Grade: Kindergarten
Teacher:

Total Number of Students:
Black
White
Hispanic o
Asian o
Native American o

Self-Contained Classroom
Grade: First
Teacher:

Total Number of Students:
Black
White
Hispanic o
Asian o
Native American o

Self-Contained Classroom
Grade: SPED
Teacher:

Total Number of Students:

Black

White

Hispanic 0

Asian 0

Native American 0

Self-Contained Classroom

Grade: Kindergarten

Teacher:

Total Number of Students:

Black

White

Hispanic 0

Asian 0

Native American 0

Self-Contained Classroom

Grade: Kindergarten

Teacher:

Total Number of Students:

Black

White

Hispanic 0

Asian 0

Native American 0

Self-Contained Classroom

Grade: Kindergarten

Teacher:

Total Number of Students:

Black

White

Hispanic 0

Asian 0

Native American 0

Self-Contained Classroom

Grade: First

Teacher:

Total Number of Students:

Black

White

Hispanic 0

Asian 0

Native American 0

INDEPENDENCE MIDDLE SCHOOL

Self-Contained Classroom

Grade: SPED

Teacher:

Total Number of Students:

Black

White

Hispanic o

Asian o

Native American o

Self-Contained Classroom

Grade: Kindergarten

Teacher:

Total Number of Students:

Black

White

Hispanic o

Asian o

Native American o

Self-Contained Classroom

Grade: Kindergarten

Teacher:

Total Number of Students:

Black

White

Hispanic o

Asian o

Native American o

Self-Contained Classroom

Grade: Kindergarten

Teacher:

Total Number of Students:

Black

White

Hispanic o

Asian o

Native American o

Self-Contained Classroom

Grade: First

Teacher:

Total Number of Students:

Black

White

Hispanic o

Asian o

Native American o

Self-Contained Classroom

Grade: SPED

Teacher:

Total Number of Students:

Black

White

Hispanic 0

Asian 0

Native American 0

Self-Contained Classroom

Grade: Kindergarten

Teacher:

Total Number of Students:

Black

White

Hispanic 0

Asian 0

Native American 0

Self-Contained Classroom

Grade: Kindergarten

Teacher:

Total Number of Students:

Black

White

Hispanic 0

Asian 0

Native American 0

Self-Contained Classroom

Grade: Kindergarten

Teacher:

Total Number of Students:

Black

White

Hispanic 0

Asian 0

Native American 0

Total Number of Students:

Black

White

Hispanic 0

Asian 0

Native American 0

Paragraph 2 under 9

The number of full time white teachers in the school district is 140. The number of full time black teachers in the school district is 44. The number of full time Hispanic teachers in the school district is 2.

The number of full time white teachers in school is:

East Tate Elementary	24
Independence High School	23
Coldwater Attendance Center	22
Strayhorn Elementary School	27
Strayhorn High School	22
Independence Middle School	22

The number of full time black teachers in each school is:

East Tate Elementary	11
Independence High School	5
Coldwater Attendance Center	19
Strayhorn Elementary School	4
Strayhorn High School	0
Independence Middle School	5

The number of full time Hispanic teacher in each school is:

East Tate Elementary	0
Independence High School	0
Coldwater Attendance Center	1
Strayhorn Elementary School	0
Strayhorn High School	1
Independence Middle School	0

The District does not employ part time teachers.

Paragraph 3 under 9:

The transportation system of the school district is desegregated completely, with the exception of a few remote areas, where only one race lives on the school bus route.

Paragraph 4 under 9:

All the facilities such as gymnasiums, auditoriums, and cafeterias are being operated on a desegregated basis.

Paragraph 5 under 9:

Tate County Board has not constructed any buildings.

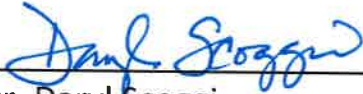
Paragraph 6 under 9:

The Tate County School Board has not sold or abandoned any school facilities, equipment, or supplies of any value since July 2, 1970.

Address:
Tate County School District
574 Court Street
Coldwater, MS 38618

CERTIFICATE OF COMPLIANCE

We, the current superintendent of Tate County School District and its attorneys of record, certify that we have received the directives of the 1970 desegregation order governing this case, student and teacher data and the yearly audits of the school district, and certify that to the best of our knowledge and based on the information currently available to the District the information reported in this report is true and correct and directly responsive to the District's reporting requirements set forth in this court's 1970 order. Dated this the 20th day of December, 2016.



Dr. Daryl Scoggin
Superintendent



John Lamar
Attorney for the District



Jamie Jacks
Attorney for the District

FOR THE NORTHERN DISTRICT OF MISSISSIPPI

DELTA DIVISION

KELLY MCNEAL, ET.AL,)
 PLAINTIFFS)
 V.)
) NO. DC7029-S
 TATE COUNTY SCHOOL DISTRICT, ET.AL)
 DEFENDENTS)
 REPORT

In pursuant to and in accordance with the order of the county entered the 4th day of August, 1970, in the above style and numbered cause, the defendants, Tate County School Board of Education, hereby files its report as directed by Section 9 of said order:

Paragraph 1 under 9

This report reflects the information according to the three zones as defined in the Court's order in said cause: namely Easterly zone, Northwesterly zone, and Southwesterly zone. (1) The Easterly zone embraces the attendance centers of East Tate and Independence; (2) the Northwesterly zone embraces the attendance centers of Tate County and Coldwater; (3) the Southwesterly zone consists of Strayhorn Attendance Center and each zone operates as a unitary system.

In reporting paragraph one under nine, the number of students by race enrolled in the school district is entered the 4th day of August, 1970, in the above style and numbered cause, the defendants, Tate County School Board of Education, hereby files its report as directed by section 9 of said order:

In reporting paragraph one under nine, the number of students by race enrolled in the school district is:

White	1,677
Black	1,088
Hispanic	102
Asian	3
Native American	<u>3</u>
TOTAL	2,873

The number of students by race enrolled at:

Coldwater Attendance Center
(formerly Coldwater Elem. School & Coldwater High School)

White	69
Black	486
Hispanic	5
Asian	1
Native American	<u>0</u>
TOTAL	561

East Tate Elementary School

White	512
Black	312
Hispanic	34
Asian	1
Native American	<u>0</u>
TOTAL	859

Strayhorn Elementary School

White	511
Black	54
Hispanic	30
Asian	1
Native American	<u>1</u>
TOTAL	597

Strayhorn High School

White	301
Black	25
Hispanic	13
Asian	0
Native American	<u>2</u>
TOTAL	341

Independence High School

White	284
Black	211
Hispanic	2

	Asian	0
	Native American	0
TOTAL	515	

The number of students by race enrolled in each classroom in each school is:

Coldwater Attendance Center (grades K-12)
(former Coldwater Elementary School/Coldwater High School)

Grade:	SPED
Teacher:	
Total Number of Students:	6
Black	5
White	1
Hispanic	0
Asian	0
Native American	0

Grade:	Kindergarten
Teacher:	E. Branch
Total Number of Students:	26
Black	13
White	13
Hispanic	0
Asian	0
Native American	0

Grade:	Kindergarten
Teacher:	S. Pinkston
Total Number of Students:	26
Black	15
White	9
Hispanic	2
Asian	0
Native American	0

Grade:	First
Teacher:	D. Berry
Total Number of Students:	21
Black	16
White	5
Hispanic	0
Asian	0
Native American	0

Grade:	First
Teacher:	M. McLeod
Total Number of Students:	18
Black	14
White	4
Hispanic	0
Asian	0
Native American	0

Grade:	Second
Teacher:	S. Johnson
Total Number of Students:	22
Black	19

White	3
Hispanic	0
Asian	0
Native American	0

Grade:	Second
Teacher:	P. Tapp
Total Number of Students:	22
Black	18
White	4
Hispanic	0
Asian	0
Native American	0

Grade:	Third
Teacher:	R. Johnston
Total Number of Students:	24
Black	20
White	4
Hispanic	0
Asian	0
Native American	0

Grade:	Third
Teacher:	M. Baird
Total Number of Students:	22
Black	19
White	3
Hispanic	0
Asian	0
Native American	0

Grade:	Third
Teacher:	A. Hissong
Total Number of Students:	17
Black	15
White	2
Hispanic	0
Asian	0
Native American	0

Grade:	Fourth
Teacher:	T. Tate
1 st Period	Total number of students 21
Black	16
White	5
Hispanic	0
Asian	0
Native American	0

2 nd Period	Conference
------------------------	------------

3 rd Period	Total number of students 21
------------------------	-----------------------------

Black	16	
White	5	
Hispanic	0	
Asian	0	
Native American		0
4 th Period		Total number of students 21
Black		16
White	5	
Hispanic	0	
Asian	0	
Native American		0
5 th Period		Total number of students 21
Black		16
White	5	
Hispanic	0	
Asian	0	
Native American		0
6 th Period		Total number of students 21
Black		16
White	5	
Hispanic	0	
Asian	0	
Native American		0
7 th Period		Total number of students 21
Black		19
White	2	
Hispanic	0	
Asian	0	
Native American		0
Grade:		Fourth
Teacher:		E. Fox
1 st Period		Conference
2 nd Period		Total number of students 21
Black		19
White	2	
Hispanic		0
Asian		0
Native American		0
3 rd Period		Total number of students 21
Black		19
White		2
Hispanic		0
Asian		0
Native American		0
4 th Period		Total number of students 21
Black		19
White	2	
Hispanic		0
Asian		0
Native American		0
5 th Period		Total number of students 21

Black	16	
White		5
Hispanic		0
Asian		0
Native American		0
6th Period		Total number of students 21
Black		16
White		5
Hispanic		0
Asian		0
Native American		0
7 th Period		Total number of students 21
Black	14	
White		7
Hispanic		0
Asian		0
Native American		0
Grade:		SPED (Inclusion 5-8)
Teacher:		J. Conard
1 st Period		Total number of students 4
Black		4
White		0
Hispanic		0
Asian		0
Native American		0
2 nd Period		Total number of students 4
Black		4
White	0	
Hispanic		0
Asian		0
Native American		0
3 rd Period		Total number of students 5
Black		5
White	0	
Hispanic		0
Asian		0
Native American		0
4 th Period		Total number of students 6
Black		6
White	0	
Hispanic		0
Asian		0
Native American		0
5 th Period		Total number of students 7
Black	7	
White		0
Hispanic		0
Asian		0
Native American		0
6 th Period		Total number of students 4
Black		4
White	0	
Hispanic		0
Asian		0
Native American		0

7th Period Conference
 Grade: Gifted (5th & 6th)
 Teacher: F. Morgan
 1st Period Total number of students 1
 Black 1
 White 0
 Hispanic 0
 Asian 0
 Native American 0

2nd Period Total number of students 1
 Black 0
 White 0
 Hispanic 1
 Asian 0
 Native American 0

3rd Period Total number of students 1
 Black 1
 White 0
 Hispanic 0
 Asian 0
 Native American 0

4th Period Conference

5th Period Total number of students 8
 Black 5
 White 3
 Hispanic 0
 Asian 0
 Native American 0

Grade: Fifth
 Teacher: L. Galloway
 1st Period Total number of students 20
 Black 18
 White 2
 Hispanic 0
 Asian 0
 Native American 0

2nd Period Total number of students 21
 Black 19
 White 2
 Hispanic 0
 Asian 0
 Native American 0

3rd Period Total number of students 20
 Black 18
 White 2
 Hispanic 0
 Asian 0
 Native American 0

4 th Period		Total number of students 28
Black		22
White	6	
Hispanic		0
Asian		0
Native American		0

5 th Period		Total number of students 19
Black	17	
White	2	
Hispanic		0
Asian		0
Native American		0

6 th Period		Total number of students 20
Black		18
White	2	
Hispanic		0
Asian		0
Native American		0

7 th Period		Total number of students 22
Black		19
White		3
Hispanic		0
Asian		0
Native American		0

Grade:		Fifth
Teacher:		N. Riley
1 st Period		Total number of students 20
Black		17
White		3
Hispanic		0
Asian		0
Native American		0

2 nd Period		Total number of students 20
Black		17
White	3	
Hispanic		0
Asian		0
Native American		0

3 rd Period		Total number of students 19
Black		17
White	2	
Hispanic		0
Asian		0
Native American		0

4 th Period		Total number of students 22
Black		20
White	2	
Hispanic		0
Asian		0
Native American		0

5 th Period		Total number of students 24
Black	23	
White		1

Hispanic		0
Asian		0
Native American		0
6 th Period		Total number of students 24
Black		20
White		4
Hispanic		0
Asian		0
Native American		0
7 th Period		Total number of students 28
Black	22	
White		6
Hispanic		0
Asian		0
Native American		0
Grade:		Sixth
Teacher:		K. Wilson
1 st Period		Total number of students 22
Black		19
White		1
Hispanic		2
Asian		0
Native American		0
2 nd Period		Total number of students 22
Black		19
White		1
Hispanic		2
Asian		0
Native American		0
3 rd Period		Total number of students 22
Black		19
White	1	
Hispanic		2
Asian		0
Native American		0
4 th Period		Conference
5 th Period		Total number of students 21
Black		20
White	1	
Hispanic		0
Asian		0
Native American		0
6 th Period		Total number of students 21
Black		20
White	1	
Hispanic		0
Asian		0
Native American		0
7 th Period		Total number of students 21
Black		20
White		1
Hispanic		0
Asian		0
Native American		0

Grade: Sixth
 Teacher: S. Lowe
 1st Period Total number of students 21
 Black 20
 White 1
 Hispanic 0
 Asian 0
 Native American 0

2nd Period Total number of students 21
 Black 20
 White 1
 Hispanic 0
 Asian 0
 Native American 0

3rd Period Total number of students 21
 Black 20
 White 1
 Hispanic 0
 Asian 0
 Native American 0

4th Period Conference

5th Period Total number of students 22
 Black 19
 White 1
 Hispanic 2
 Asian 0
 Native American 0

6th Period Total number of students 22
 Black 19
 White 1
 Hispanic 2
 Asian 0
 Native American 0

7th Period Total number of students 22
 Black 19
 White 1
 Hispanic 2
 Asian 0
 Native American 0

Grade: Seventh & Eighth
 Teacher: K. Clanton
 1st Period Total number of students 16
 Black 15
 White 1
 Hispanic 0
 Asian 0
 Native American 0

2nd Period Total number of students 20
 Black 17
 White 3
 Hispanic 0
 Asian 0
 Native American 0

3 rd Period		Total number of students 21
Black		19
White		2
Hispanic		1
Asian		0
Native American		0
4 th Period		Total number of students 18
Black		15
White		3
Hispanic		0
Asian		0
Native American		0
5 th Period		Conference
6 th Period		Total number of students 14
Black		13
White	1	
Hispanic		0
Asian		0
Native American		0
7 th Period		Total number of students 20
Black		18
White		2
Hispanic		0
Asian		0
Native American		0
Grade:		Seventh - Eighth
Teacher:		S. Johnson
1 st Period		Total number of students 21
Black		19
White		2
Hispanic		0
Asian		0
Native American		0
2 nd Period		Total number of students 20
Black		17
White		3
Hispanic		0
Asian		0
Native American		0
3 rd Period		Total number of students 16
Black		15
White		1
Hispanic		0
Asian		0
Native American		0
4 th Period		Total number of students 16
Black	15	
White	1	
Hispanic		0
Asian		0
Native American		0
5 th Period		Total number of students 14
Black	13	
White		0

Hispanic		0
Asian		0
Native American		0
6 th Period		Total number of students 17
Black		17
White		0
Hispanic		0
Asian		0
Native American		0
7 th Period		Conference
Grade:		Seventh & Eighth
Teacher:		M. Cathey
1 st Period		Total number of students 14
Black		14
White	0	
Hispanic		0
Asian		0
Native American		0
2 nd Period		Study Hall
3 rd Period		Conference
4 th Period		Study Hall
5 th Period		Total number of students 21
Black		19
White		2
Hispanic		0
Asian		0
Native American		0
6 th Period		Total number of students 20
Black		17
White		3
Hispanic		0
Asian		0
Native American		0
7 th Period		Total number of students 16
Black	15	
White		1
Hispanic		0
Asian		0
Native American		0
Grade:		Seventh
Teacher:		C. Young
1 st Period		Total number of students 20
Black		17
White		3
Hispanic		0
Asian		0
Native American		0
2 nd Period		Total number of students 14
Black		13
White		1
Hispanic		0
Asian		0
Native American		0
3 rd Period		Conference

4 th Period		Total number of students 22
Black		20
White		1
Hispanic		1
Asian		0
Native American		0
5 th Period		Total number of students 16
Black		15
White		1
Hispanic		0
Asian		0
Native American		0
6 th Period		Total number of students 2
Black		2
White		0
Hispanic		0
Asian		0
Native American		0
7 th Period		Total number of students 21
Black		19
White		2
Hispanic		0
Asian		0
Native American		0
Teacher:		K. Jackson
1 st Period		Conference
2 nd Period		Total number of students 3
Black		3
White	0	
Hispanic		0
Asian		0
Native American		0
3 rd Period		Total number of students 16
Black		15
White		1
Hispanic		0
Asian		0
Native American		0
4 th Period		Total number of students 21
Black		19
White		2
Hispanic		0
Asian		0
Native American		0
5 th Period		Total number of students 20
Black		19
White	1	
Hispanic		0
Asian	0	
Native American	0	
6 th Period		Conference
7 th Period		Total number of students 18
Black		15

White		3
Hispanic		0
Asian		0
Native American		0
Grade:		Seventh & Eighth
Teacher:		G. Smith
1 st Period		Conference
2 nd Period		Total number of students 17
Black		16
White		1
Hispanic		0
Asian		0
Native American		0
3 rd Period		Total number of students 18
Black		15
White		3
Hispanic		0
Asian		0
Native American		0
4 th Period		Total number of students 16
Black	15	
White		1
Hispanic		0
Asian		0
Native American		0
5 th Period		Total number of students 2
Black		2
White		0
Hispanic		0
Asian	0	
Native American	0	
6 th Period		Total number of students 20
Black	17	
White		3
Hispanic	0	
Asian		0
Native American		0
7 th Period		Total number of students 7
Black	7	
White		0
Hispanic	0	
Asian		0
Native American		0
Grade:		Ninth – Twelfth
Teacher:		A. Wellington
1 st Period		Total number of students 20
Black		19
White		1
Hispanic		0
Asian		0
Native American		0
2 nd Period		Total number of students 21
Black		20
White		1
Hispanic		0

Asian		0
Native American		0
3 rd Period		Total number of students 15
Black		14
White		1
Hispanic		0
Asian		0
Native American		0
4 th Period		Total number of students 6
Black		4
White	2	
Hispanic		0
Asian		0
Native American		0
5 th Period		Total number of students 6
Black		5
White	0	
Hispanic		1
Asian		0
Native American		0
6 th Period		Total number of students 5
Black		5
White	0	
Hispanic		0
Asian		0
Native American		0
7 th Period		Total number of students 12
Black		11
White	1	
Hispanic		0
Asian		0
Native American		0
Grade:		Ninth –Twelfth
Teacher:		K. Hosney (SPED)
1 st Period		Total number of students 10
Black		6
White		4
Hispanic		0
Asian		0
Native American		0
2 nd Period		Total number of students 10
Black		6
White		4
Hispanic		0
Asian		0
Native American		0
3 rd Period		Total number of students 10
Black		6
White		4
Hispanic		0
Asian		0
Native American		0
4 th Period		Total number of students 10

Black	6
White	4
Hispanic	0
Asian	0
Native American	0
5 th Period	Total number of students 10
Black	6
White	4
Hispanic	0
Asian	0
Native American	0
6 th Period	Total number of students 10
Black	6
White	4
Hispanic	0
Asian	0
Native American	0
7 th Period	Conference
Grade:	Seventh – Twelfth Inclusion/Tutorial SPED
Teacher:	A. Wenzel
1 st Period	Total number of students 1
Black	1
White	0
Hispanic	0
Asian	0
Native American	0
2 nd Period	Total number of students 2
Black	2
White	0
Hispanic	0
Asian	0
Native American	0
3 rd Period	Total number of students 1
Black	1
White	0
Hispanic	0
Asian	0
Native American	0
4 th Period	Conference
5 th Period	Total number of students 4
Black	4
White	0
Hispanic	0
Asian	0
Native American	0
6 th Period	Total number of students 3
Black	3
White	0
Hispanic	0
Asian	0
Native American	0
7 th Period	Total number of students 3

Black	3
White	0
Hispanic	0
Asian	0
Native American	0

Grade: Ninth – Twelfth
Teacher: A. Reaves
(Periods 1st – 3rd – taught at Strayhorn High School)

4th Period Conference

5 th Period	Total number of students	9
Black		9
White		0
Hispanic		0
Asian		0
Native American		0

6 th Period	Total number of students	3
Black		3
White		0
Hispanic		0
Asian		0
Native American		0

7 th Period	Total number of students	7
Black		7
White		0
Hispanic		0
Asian		0
Native American		0

Grade:		Tenth – Twelfth	
Teacher:		A. Aiken	
1 st Period		Total number of students	11
Black			11
White	0		
Hispanic			0
Asian			0

2 nd Period		Total number of students	16
Black			15
White	1		
Hispanic			0
Native American			0

3 rd Period		Total number of students	15
Black			15
White			0
Hispanic			0
Asian			0
Native American			0

4 th Period		Total number of students	12
Black	12		12
White	0		
Hispanic			0
Asian			0
Native American			0

5 th Period		Total number of students	15
Black			14

White	1
Hispanic	0
Asian	0
Native American	0
6 th Period	Total number of students 26
Black	13
White	13
Hispanic	0
Asian	0
Native American	0
7 th Period	Conference
Grade:	Ninth – Twelfth
Teacher:	N. Rodriguez
1 st Period	Total number of students 11
Black	11
White	0
Hispanic	0
Asian	0
Native American	0
2 nd Period	Total number of students 8
Black	8
White	0
Hispanic	0
Asian	0
Native American	0
3 rd Period	Total number of students 22
Black	20
White	2
Hispanic	0
Asian	0
Native American	0
4 th Period	Conference
(periods 5 th – 7 th at Strayhorn High School)	
Grade:	Ninth – Eleventh (SPED)
Teacher:	M. Jones
1 st Period	Conference
2 nd Period	Total number of students 12
Black	12
White	0
Hispanic	0
Asian	0
Native American	0
3 rd Period	Total number of students 12
Black	12
White	0
Hispanic	0
Asian	0
Native American	0
4 th Period	Total number of students 6
Black	6
White	0
Hispanic	0

Asian		0
Native American		0
5 th Period		Total number of students 15
Black		15
White		0
Hispanic		0
Asian		0
Native American		0
6 th Period		Total number of students 4
Black		4
White		0
Hispanic		0
Asian		0
Native American		0
7 th Period		Total number of students 6
Black		6
White		0
Hispanic		0
Asian		0
Native American		0
Grade:	SPED	
Teacher:		C. Taylor
1 st Period		Total number of students 2
Black		1
White	1	
Hispanic		0
Asian		0
Native American		0
2 nd Period		Total number of students 2
Black		2
White	0	
Hispanic		0
Asian		0
Native American		0
3 rd Period		Total number of students 1
Black		1
White		0
Hispanic		0
Asian		0
Native American		0
4 th Period		Total number of students 4
Black		1
White		3
Hispanic		0
Asian		0
Native American		0
5 th Period		Total number of students 2
Black		2
White	0	
Hispanic		0
Asian		0
Native American		0
6 th Period		Total number of students 2
Black		2

White	0	
Hispanic		0
Asian		0
Native American		0
7 th Period		Conference
Grade:		Ninth - Twelfth
Teacher:		C. Shelby
1 st Period		Total number of students 4
Black		3
White	1	
Hispanic		0
Asian		0
Native American		0
2 nd Period		Total number of students 18
Black		16
White	2	
Hispanic		0
Asian		0
Native American		0
3 rd Period		Total number of students 15
Black		14
White		1
Hispanic		0
Asian		0
Native American		0
4 th Period		Total number of students 18
Black		18
White		0
Hispanic		0
Asian		0
Native American		0
5 th Period		Total number of students 20
Black		20
White		0
Hispanic		0
Asian		0
Native American		0
6 th Period		Conference
7 th Period		Total number of students 14
Black		14
White	0	
Hispanic		0
Asian		0
Native American		0
Grade:		Ninth – Twelfth
Teacher:		R. Humphrey
1 st Period		Total number of students 16
Black		14
White		2
Hispanic		0
Asian		0
Native American		0
2 nd Period		Total number of students 22
Black	22	

White		0
Hispanic		0
Asian		0
Native American		0
3 rd Period		Total number of students 14
Black	13	
White		0
Hispanic		1
Asian		0
Native American		0
4 th Period		Total number of students 25
Black		24
White		1
Hispanic		0
Asian		0
Native American		0
5 th Period		Total number of students 18
Black		15
White	3	
Hispanic		0
Asian		0
Native American		0
6 th Period		Conference
7 th Period		Total number of students 8
Black		8
White	0	
Hispanic		0
Asian		0
Native American		0
Grades:	Tenth - Twelfth	
Teacher:	R. Taylor	
1 st Period		Total number of students 15
Black		15
White	0	
Hispanic		0
Asian		0
Native American		0
2 nd Period		Conference
3 rd Period		Total number of students 16
Black		5
White		1
Hispanic		0
Asian		0
Native American		0
4 th Period		Total number of students 16
Black		16
White		0
Hispanic		0
Asian		0
Native American		0
5 th Period		Total number of students 5
Black		5
White		0
Hispanic		0

Asian	0
Native American	0
6 th Period	Total number of students 17
Black	14
White	3
Hispanic	0
Asian	0
Native American	0
7 th Period	Total number of students 8
Black	8
White	0
Hispanic	0
Asian	0
Native American	0
Grade:	Tenth – Twelfth
Teacher:	S. Morgan
1 st Period	Total number of students 10
Black	10
White	0
Hispanic	0
Asian	0
Native American	0
2 nd Period	Conference
3 rd Period	Total number of students 15
Black	15
White	0
Hispanic	0
Asian	0
Native American	0
4 th Period	Total number of students 17
Black	16
White	0
Hispanic	1
Asian	0
Native American	0
5 th Period	Total number of students 12
Black	12
White	0
Hispanic	0
Asian	0
Native American	0
6 th Period	Total number of students 18
Black	18
White	0
Hispanic	0
Asian	0
Native American	0
7 th Period	Total number of students 20
Black	19
White	1
Hispanic	0
Asian	0
Native American	0
Grade:	Ninth – Twelfth

Teacher:		B. Shanks
1 st Period		Total number of students 17
Black		17
White		0
Hispanic		0
Asian		0
Native American		0
2 nd Period		Total number of students 12
Black		12
White		0
Hispanic		0
Asian		0
Native American		0
3 rd Period		Total number of students 13
Black		13
White	0	
Hispanic		0
Asian		0
Native American		0
4 th Period		Conference
5 th Period		Total number of students 2
Black		2
White	0	
Hispanic		0
Asian		0
Native American		0
6 th Period		Total number of students 18
Black		15
White	3	
Hispanic		0
Asian		0
Native American		0
7 th Period		Total number of students 18
Black		15
White		3
Hispanic		0
Asian		0
Native American		0
Grade:		Tenth - Twelfth
Teacher:		C. Hines
1 st Period		Total number of students 19
Black		19
White		0
Hispanic		0
Asian		0
Native American		0
2 nd Period		Total number of students 18
Black		17
White		1
Hispanic		0
Asian		0
Native American		0
3 rd Period		Conference
4 th Period		Total number of students 11

Black	11
White	0
Hispanic	0
Asian	0
Native American	0
5 th Period	Total number of students 17
Black	17
White	0
Hispanic	0
Asian	0
Native American	0
6 th Period	Total number of students 20
Black	19
White	1
Hispanic	0
Asian	0
Native American	0
7 th Period	Total number of students 2
Black	2
White	0
Hispanic	0
Asian	0
Native American	0
Grade:	Ninth - Twelfth
Teacher:	R. Red
(1 st Period to 3 rd Period Teaching at Strayhorn High School)	
4 th Period	Conference
5 th Period	Total number of students 9
Black	9
White	0
Hispanic	0
Asian	0
Native American	0
6 th Period	Total number of students 10
Black	9
White	1
Hispanic	0
Asian	0
Native American	0
7 th Period	Total number of students 14
Black	14
White	0
Hispanic	0
Asian	0
Native American	0
Grade:	Ninth - Twelfth
Teacher:	W. Spiva
1 st Period	Total number of students 23
Black	22
White	1
Hispanic	0
Asian	0
Native American	0
2 nd Period	Total number of students 10

Black	10
White	0
Hispanic	0
Asian	0
Native American	0

3rd Period Conference

4 th Period	Total number of students 21
Black	19
White	1
Hispanic	1
Asian	0
Native American	0

5 th Period	Total number of students 16
Black	16
White	0
Hispanic	0
Asian	0
Native American	0

6 th Period	Total number of students 6
Black	6
White	0
Hispanic	0
Asian	0
Native American	0

7 th Period	Total number of students 18
Black	18
White	0
Hispanic	0
Asian	0
Native American	0

East Tate Elementary School

Grade:	Kindergarten
Teacher:	B. Bobo

Total Number of Students:	24
Black	13
White	11
Hispanic	0
Asian	0
Native American	0

Grade:	Kindergarten
Teacher:	P. Fowler

Total Number of Students:	26
Black	9
White	15
Hispanic	2
Asian	0

Native American 0
Grade: Kindergarten
Teacher: C. Malone

Total Number of Students: 25
Black 9
White 15
Hispanic 1
Asian 0
Native American 0

Grade: Kindergarten
Teacher: K. Nazary

Total Number of Students: 24
Black 9
White 14
Hispanic 1
Asian 0
Native American 0

Grade: First
Teacher: L. Barney

Total Number of Students: 17
Black 7
White 9
Hispanic 1
Asian 0
Native American 0

Grade: First
Teacher: P. Bowler

Total Number of Students: 20
Black 9
White 11
Hispanic 0
Asian 0
Native American 0

Grade: First
Teacher: R. Conner

Total Number of Students 18
Black 5
White 12
Hispanic 1
Asian 0
Native American 0

Grade: First
Teacher: Y. Hampton

Total Number of Students: 21
Black 7
White 14
Hispanic 0
Asian 0
Native American 0

Grade: First
Teacher: P. Smith

Total Number of Students: 19
Black 8
White 11
Hispanic 0
Asian 0
Native American 0

Grade: Second
Teacher: S. Blair

Total Number of Students: 15
Black 6
White 9
Hispanic 0
Asian 0
Native American 0

Grade: Second
Teacher: N. Darnell

Total Number of Students: 17
Black 5
White 11
Hispanic 1
Asian 0
Native American 0

Grade: Second
Teacher: R. Darnell

Total Number of Students: 18
Black 4
White 13
Hispanic 1
Asian 0
Native American 0

Grade: Second
Teacher: L. Nicholson

Total Number of Students: 17
Black 5
White 11
Hispanic 1
Asian 0
Native American 0

Grade: Second
Teacher: R. Pittman

Total Number of Students: 18
Black 6
White 11
Hispanic 1
Asian 0
Native American 0

Grade: Second
Teacher: P. Walker

Total Number of Students: 18
Black 5
White 11
Hispanic 2
Asian 0

Native American	0
Grade:	Third
Teacher:	F. Edwards
Total Number of Students:	24
Black	11
White	12
Hispanic	0
Asian	1
Native American	0
Grade:	Third
Teacher:	D. May
Total Number of Students:	23
Black	7
White	14
Hispanic	2
Asian	0
Native American	0
Grade:	Third
Teacher:	C. Whitehead
Total Number of Students:	21
Black	5
White	15
Hispanic	1
Asian	0
Native American	0
Grade:	Fourth
Teacher:	J. Gant
Total Number of Students:	26
Black	12
White	14
Hispanic	0
Asian	0
Native American	0
Grade:	Fourth
Teacher:	T. Fletcher
Total Number of Students:	21
Black	6
White	14
Hispanic	1
Asian	0
Native American	0
Grade:	Fourth
Teacher:	P. Bailey
Total Number of Students:	22
Black	5
White	15
Hispanic	2
Asian	0
Native American	0
Grade:	Fourth
Teacher:	S. Underwood
Total Number of Students:	21
Black	7
White	13
Hispanic	1
Asian	0

Native American 0

Grade: Fourth

Teacher: L. Conley

Total Number of Students: 19

Black 6

White 13

Hispanic 0

Asian 0

Native American 0

Grade: Fourth

Teacher: K. Roehm

Total Number of Students: 24

Black 5

White 15

Hispanic 4

Asian 0

Native American 0

Grade: SPED

Teacher: K. DeBerry

Total Number of Students: 4

Black 2

White 1

Hispanic 1

Asian 0

Native American 0

Grade: SPED

Teacher: C. Tyree

Total Number of Students: 1

Black 1

White 0

Hispanic 0

Asian 0

Native American 0

Grade: SPED (Fourth & Fifth)

Teacher: T. Holmes

1st Period Total number of students 3

Black 0

White 3

Hispanic 0

Asian 0

Native American 0

2nd Period Total number of students 6

Black 0

White 6

Hispanic 0

Asian 0

Native American 0

3rd Period Total number of students 9

Black 1

White 8

Hispanic 0

Asian 0

Native American 0

4th Period Total number of students: 1

Black 0

White 1

Hispanic		0
Asian		0
Native American		0
5 th Period		Total number of students 10
Black		1
White	9	
Hispanic		0
Asian		0
Native American		0
6 th Period		Total number of students 9
Black		1
White	8	
Hispanic		0
Asian		0
Native American		0
7 th Period		Conference
Grade:	Fifth	
Teacher:		K. Michaels
1 st Period		Total number of students 27
Black		9
White		17
Hispanic	1	
Asian		0
Native American		0
2 nd Period		Total number of students 27
Black		9
White	17	
Hispanic		1
Asian		0
Native American		0
3 rd Period		Total number of students 27
Black		9
White		17
Hispanic	1	
Asian		0
Native American		0
4 th Period		Total number of students 28
Black		10
White	17	
Hispanic		1
Asian		0
Native American		0
5 th Period		Total number of students 29
Black		12
White		16
Hispanic		1
Asian		0
Native American		0
6 th Period		Total number of students 29
Black		13
White	15	
Hispanic		1
Asian		0
Native American		0

7 th Period		Conference
Grade:	Fifth	
Teacher:		K. Pierce
1 st Period		Total number of students 29
Black		12
White		16
Hispanic	1	
Asian		0
Native American		0
2 nd Period		Total number of students 29
Black		12
White	16	
Hispanic		1
Asian		0
Native American		0
3 rd Period		Total number of students 29
Black		12
White		16
Hispanic	1	
Asian		0
Native American		0
4 th Period		Total number of students 28
Black		11
White	16	
Hispanic		1
Asian		0
Native American		0
5 th Period		Total number of students 28
Black		9
White		8
Hispanic		1
Asian		0
Native American		0
6 th Period		Total number of students 28
Black		9
White	18	
Hispanic		1
Asian		0
Native American		0
7 th Period		Conference
Grade:	Sixth	
Teacher:		I. Porters
1 st Period		Total number of students 19
Black		10
White		9
Hispanic	0	
Asian		0
Native American		0
2 nd Period		Total number of students 24
Black		11
White	12	
Hispanic		1
Asian		0
Native American		0

3 rd Period		Total number of students 24
Black		9
White		12
Hispanic	3	
Asian		0
Native American		0

4 th Period		Total number of students 24
Black		6
White	16	
Hispanic		2
Asian		0
Native American		0

5 th Period		Total number of students 20
Black		10
White		10
Hispanic		0
Asian		0
Native American		0

6th Period Conference

7 th Period		Total number of students 18
Black		8
White	9	
Hispanic		1
Asian		0
Native American		0

Grade: Second to Sixth (GIFTED)

Teacher:		S. Porter
1 st Period		Total number of students 43
Black		6
White		34
Hispanic		3
Asian		0
Native American		0

2 nd Period		Total number of students 13
Black		3
White	10	
Hispanic		1
Asian		0
Native American		0

3rd Period Conference

Grade:	SPED	
Teacher:		M. Brown
1 st Period		Total number of students 11
Black		3
White		8
Hispanic	0	
Asian		0
Native American		0

2 nd Period		Total number of students 11
Black		3
White	8	
Hispanic		0
Asian		0
Native American		0

3 rd Period		Total number of students 8
Black		2
White		6
Hispanic	0	0
Asian		0
Native American		0
4 th Period		Total number of students 3
Black		1
White	2	0
Hispanic		0
Asian		0
Native American		0
5 th Period		Total number of students 3
Black		0
White		1
Hispanic		2
Asian		0
Native American		0
6 th Period		Total number of students 5
Black		1
White	4	0
Hispanic		0
Asian		0
Native American		0
7 th Period		Conference
Grade:	Sixth – Eighth SPED	
Teacher:	C. Fitzpatrick	
1 st Period		Total number of students 2
Black		2
White		0
Hispanic	0	0
Asian		0
Native American		0
2 nd Period		Total number of students 5
Black		2
White	3	0
Hispanic		0
Asian		0
Native American		0
3 rd Period		Total number of students 5
Black		2
White		3
Hispanic	0	0
Asian		0
Native American		0
4 th Period		Conference
5 th Period		Total number of students 3
Black		0
White	3	0
Hispanic		0
Asian		0
Native American		0
6 th Period		Total number of students 2

Black		1
White	1	
Hispanic		0
Asian		0
Native American		0
7 th Period		Total number of students 9
Black		3
White	6	
Hispanic		0
Asian		0
Native American		0
Grade:	Fifth	
Teacher:		P. Baker
1 st Period		Total number of students 25
Black		9
White		15
Hispanic	1	
Asian		0
Native American		0
2 nd Period		Total number of students 25
Black		9
White	15	
Hispanic		1
Asian		0
Native American		0
3 rd Period		Total number of students 25
Black		9
White		15
Hispanic	1	
Asian		0
Native American		0
4 th Period		Total number of students 23
Black		8
White	14	
Hispanic		1
Asian		0
Native American		0
5 th Period		Total number of students 28
Black		13
White		15
Hispanic		0
Asian		0
Native American		0
6 th Period		Total number of students 28
Black		13
White	15	
Hispanic		0
Asian		0
Native American		0
7 th Period		Conference
Grade:	Fifth	
Teacher:		C. Dotson
1 st Period		Total number of students 29
Black		13
White		16

Hispanic	0	
Asian		0
Native American		0
2 nd Period		Total number of students 29
Black		13
White	16	
Hispanic		0
Asian		0
Native American		0
3 rd Period		Total number of students 29
Black	13	
White	16	
Hispanic	0	
Asian		0
Native American		0
4 th Period		Total number of students 29
Black		13
White	16	
Hispanic		0
Asian		0
Native American		0
5 th Period		Total number of students 25
Black		9
White		15
Hispanic		1
Asian		0
Native American		0
6 th Period		Total number of students 27
Black		9
White	17	
Hispanic		1
Asian		0
Native American		0
7 th Period		Conference
Grade:	Fifth	
Teacher:		A. Mabry
1 st Period		Total number of students 26
Black		13
White		13
Hispanic	0	
Asian		0
Native American		0
2 nd Period		Total number of students 26
Black		13
White	13	
Hispanic		0
Asian		0
Native American		0
3 rd Period		Total number of students 26
Black		13
White	13	
Hispanic	0	
Asian		0
Native American		0

4 th Period		Total number of students 21
Black		7
White	13	
Hispanic		1
Asian		0
Native American		0
5 th Period		Total number of students 21
Black		7
White		13
Hispanic		1
Asian		0
Native American		0
6 th Period		Total number of students 21
Black		7
White	13	
Hispanic		1
Asian		0
Native American		0
7 th Period		Conference
Grade:	Sixth	
Teacher:		D. Anglin
1 st Period		Total number of students 17
Black		11
White		6
Hispanic	0	
Asian		0
Native American		0
2 nd Period		Total number of students 18
Black		8
White	10	
Hispanic		1
Asian		0
Native American		0
3 rd Period		Total number of students 25
Black	14	
White	10	
Hispanic	1	
Asian		0
Native American		0
4 th Period		Total number of students 24
Black		9
White	13	
Hispanic		2
Asian		0
Native American		0
5 th Period		Total number of students 19
Black		9
White	9	
Hispanic		1
Asian		0
Native American		0
6 th Period		Total number of students 26
Black		6
White	18	
Hispanic		2

Asian		0
Native American		0
7 th Period		Conference
Grade:		Sixth & Seventh
Teacher:		R. Cox
1 st Period		Total number of students 24
Black		7
White		15
Hispanic	2	
Asian		0
Native American		0
2 nd Period		Total number of students 14
Black		5
White	8	
Hispanic		1
Asian		0
Native American		0
3 rd Period		Conference
(Periods 4 th -7 th – Teaching at Independence High School)		
Grade:		Sixth
Teacher:		C. Williams
1 st Period		Total number of students 15
Black		7
White		7
Hispanic	1	
Asian		0
Native American		0
2 nd Period		Total number of students 23
Black		7
White	15	
Hispanic		1
Asian		0
Native American		0
3 rd Period		Conference
4 th Period		Total number of students 28
Black		13
White	15	
Hispanic		0
Asian		0
Native American		0
5 th Period		Total number of students 20
Black		10
White		8
Hispanic		2
Asian		0
Native American		0
6 th Period		Total number of students 18
Black		8
White	8	
Hispanic		2
Asian		0
Native American		0
7 th Period		Total number of students 26

Black		10
White	14	
Hispanic		2
Asian		0
Native American		0
Grade:	Sixth	
Teacher:	J. Ray	
1 st Period		Total number of students 16
Black		8
White		6
Hispanic	2	
Asian		0
Native American		0
2 nd Period		Total number of students 22
Black		10
White	10	
Hispanic		2
Asian		0
Native American		0
3 rd Period		Total number of students 25
Black		7
White	16	
Hispanic	2	
Asian		0
Native American		0
4 th Period		Total number of students 19
Black		11
White	7	
Hispanic		1
Asian		0
Native American		0
5 th Period		Conference
6 th Period		Total number of students 25
Black		10
White	14	
Hispanic		1
Asian		0
Native American		0
7 th Period		Total number of students 21
Black		9
White	12	
Hispanic		0
Asian		0
Native American		0
Grade:	Sixth	
Teacher:	J. West	
1 st Period		Total number of students 21
Black		5
White		15
Hispanic	1	
Asian		0
Native American		0
2 nd Period		Total number of students 25
Black		11
White	13	

Hispanic		1
Asian		0
Native American		0
3 rd Period		Total number of students 18
Black		12
White		6
Hispanic	0	
Asian		0
Native American		0
4 th Period		Conference
5 th Period		Total number of students 20
Black		8
White	11	
Hispanic		1
Asian		0
Native American		0
6 th Period		Total number of students 23
Black		12
White	10	
Hispanic		1
Asian		0
Native American		0
7 th Period		Total number of students 22
Black		10
White	11	
Hispanic		1
Asian		0
Native American		0
Grade:	Seventh	
Teacher:	K. Thompson	
1 st Period		Total number of students 21
Black		3
White		18
Hispanic	0	
Asian		0
Native American		0
2 nd Period		Total number of students 14
Black		5
White	9	
Hispanic		0
Asian		0
Native American		0
3 rd Period		Total number of students 21
Black		10
White		11
Hispanic	0	
Asian		0
Native American		0
4 th Period		Total number of students 20
Black		6
White	13	
Hispanic		1
Asian		0
Native American		0

5 th Period		Conference
6 th Period		Total number of students 30
Black		8
White	22	
Hispanic		0
Asian		0
Native American		0
7 th Period		Total number of students 22
Black		8
White	14	
Hispanic		0
Asian		0
Native American		0
Grade:	Seventh	
Teacher:	R. Hunter	
1 st Period		Total number of students 22
Black		9
White		12
Hispanic	1	
Asian		0
Native American		0
2 nd Period		Total number of students 19
Black		6
White	13	
Hispanic		0
Asian		0
Native American		0
3 rd Period		Total number of students 19
Black		6
White		13
Hispanic	0	
Asian		0
Native American		0
4 th Period		Conference
5 th Period		Total number of students 18
Black		6
White		12
Hispanic		0
Asian		0
Native American		0
6 th Period		Total number of students 15
Black		6
White	9	
Hispanic		0
Asian		0
Native American		0
7 th Period		Total number of students 20
Black		5
White	15	
Hispanic		0
Asian		0
Native American		0
Grade:	Seventh	
Teacher:	M. Kinard	

1 st Period		Conference
2 nd Period		Total number of students 23
Black		7
White	16	
Hispanic		0
Asian		0
Native American		0
3 rd Period		Total number of students 32
Black		11
White		21
Hispanic	0	
Asian		0
Native American		0
4 th Period		Total number of students 17
Black		8
White	8	
Hispanic		1
Asian		0
Native American		0
5 th Period		Total number of students 20
Black		7
White		12
Hispanic		1
Asian		0
Native American		0
6 th Period		Total number of students 18
Black		9
White	9	
Hispanic		0
Asian		0
Native American		0
7 th Period		Total number of students 19
Black		6
White	12	
Hispanic		1
Asian		0
Native American		0
Grade:	Seventh	
Teacher:	L. Jamison	
1 st Period		Total number of students 8
Black		7
White		1
Hispanic		0
Asian		0
Native American		0
2 nd Period		Conference
3 rd Period		Total number of students 23
Black		4
White		19
Hispanic	0	
Asian		0
Native American		0
4 th Period		Total number of students 19
Black		4

White	15	
Hispanic		0
Asian		0
Native American		0
5 th Period		Total number of students 22
Black		11
White		10
Hispanic		1
Asian		0
Native American		0
6 th Period		Total number of students 16
Black		8
White	8	
Hispanic		0
Asian		0
Native American		0
7 th Period		Total number of students 18
Black		5
White		13
Hispanic		0
Asian		0
Native American		0
Grade:	Seventh	
Teacher:		A. Reeves
1 st Period		Total number of students 23
Black		7
White		16
Hispanic	0	
Asian		0
Native American		0
2 nd Period		Total number of students 14
Black		5
White	9	
Hispanic		0
Asian		0
Native American		0
3 rd Period		Conference
4 th Period		Total number of students 21
Black		7
White	14	
Hispanic		0
Asian		0
Native American		0
5 th Period		Total number of students 22
Black		4
White		18
Hispanic		0
Asian		0
Native American		0
6 th Period		Total number of students 17
Black		7
White	10	
Hispanic		0
Asian		0
Native American		0

7 th Period		Total number of students 15
Black		7
White	8	
Hispanic		0
Asian		0
Native American		0

Grade:	Seventh	
Teacher:	J. Self	
1 st Period		Total number of students 23
Black		5
White		18
Hispanic	0	
Asian		0
Native American		0

2 nd Period		Total number of students 14
Black		4
White	10	
Hispanic		0
Asian		0
Native American		0

3 rd Period		Total number of students 23
Black		9
White		13
Hispanic	1	
Asian		0
Native American		0

4 th Period		Total number of students 18
Black		7
White	11	
Hispanic		0
Asian		0
Native American		0

5th Period Conference

6 th Period		Total number of students 20
Black		3
White	16	
Hispanic		1
Asian		0
Native American		0

7 th Period		Total number of students 20
Black		6
White	14	
Hispanic		0
Asian		0
Native American		0

Strayhorn School
(Strayhorn Elem.)

Grade:	Kindergarten	
Teacher:	K. Edwards	
Total Number of Students:	20	
Black		0
White		20
Hispanic		0

Asian	0
Native American	0
Grade:	Kindergarten
Teacher:	M. Lacefield
Total Number of Students:	22
Black	1
White	21
Hispanic	0
Asian	0
Native American	0

Grade:	Kindergarten
Teacher:	V. Newson
Total Number of Students:	21
Black	2
White	14
Hispanic	5
Asian	0
Native American	0

Grade:	SPED (Elem.)
Teacher:	A. Ross
1 st Period	Total number of students 3
Black	0
White	3
Hispanic	0
Asian	0
Native American	0

2 nd Period	Total number of students 2
Black	0
White	2
Hispanic	0
Asian	0
Native American	0

3 rd Period	Total number of students 2
Black	0
White	2
Hispanic	0
Asian	0
Native American	0

4 th Period	Total number of students 5
Black	0
White	5
Hispanic	0
Asian	0
Native American	0

5 th Period	Total number of students 5
Black	0
White	5
Hispanic	0
Asian	0
Native American	0

6 th Period	Total number of students 3
Black	0
White	3
Hispanic	0
Asian	0
Native American	0

7 th Period	Conference
Grade:	Gifted (Second – Sixth)
Teacher:	K. Grant
Total Number of Students	50
Black	2
White	46
Hispanic	1
Asian	1
Native American	0
Grade:	SPED
Teacher:	J. Sprayberry
1 st Period	Total number of students 3
Black	0
White	3
Hispanic	0
Asian	0
Native American	0
2 nd Period	Total number of students 3
Black	0
White	3
Hispanic	0
Asian	0
Native American	0
3 rd Period	Total number of students 1
Black	0
White	1
Hispanic	0
Asian	0
Native American	0
4 th Period	Total number of students 3
Black	0
White	3
Hispanic	0
Asian	0
Native American	0
5 th Period	Total number of students 4
Black	0
White	4
Hispanic	0
Asian	0
Native American	0
6 th Period	Total number of students 3
Black	0
White	3
Hispanic	0
Asian	0
Native American	0
7 th Period	Conference
Grade:	First
Teacher:	L. Parker
Total Number of Students:	19
Black	1
White	15
Hispanic	3

Asian 0
Native American 0

Grade: Kindergarten
Teacher: B. Phillips
Total Number of Students: 20
Black 0
White 20
Hispanic 0
Asian 0
Native American 0

Grade: First
Teacher: C. Hamrick
Total Number of Students: 16
Black 0
White 16
Hispanic 2
Asian 0
Native American 0

Grade: First
Teacher: B. Rhodes
Total Number of Students: 18
Black 0
White 18
Hispanic 0
Asian 0
Native American 0

Grade: First
Teacher: A. Sowell
Total Number of Students: 21
Black 2
White 18
Hispanic 1
Asian 0
Native American 0

Grade: First
Teacher: C. Veasey
Total Number of Students: 19
Black 0
White 19
Hispanic 0
Asian 0
Native American 0

Grade: First
Teacher: M. Young
Total Number of Students: 20
Black 4
White 16
Hispanic 0
Asian 0
Native American 0

Grade: Second
Teacher: S. Moyer
Total Number of Students: 23
Black 5
White 18
Hispanic 0
Asian 0

Native American 1

Grade: Second
Teacher: K. Ricks
Total Number of Students: 24
Black 5
White 19
Hispanic 0
Asian 0
Native American 0

Grade: Second
Teacher: R. Wright
Total Number of Students: 22
Black 0
White 22
Hispanic 0
Asian 0
Native American 0

Grade: Second
Teacher: C. Veazey
Total Number of Students: 19
Black 0
White 19
Hispanic 0
Asian 0
Native American 0

Grade: Second
Teacher: W. Lentz
Total Number of Students: 21
Black 0
White 21
Hispanic 0
Asian 0
Native American 0

Grade: Third
Teacher: B. Malin
Total Number of Students: 28
Black 4
White 24
Hispanic 0
Asian 0
Native American 0

Grade: Third
Teacher: T. Towns
Total Number of Students: 26
Black 5
White 19
Hispanic 2
Asian 0
Native American 0

Grade: Third
Teacher: K. Woolfolk
Total Number of Students: 27
Black 3
White 23
Hispanic 1
Asian 0

Native American		0	
Grade:	Fifth		
Teacher:		K. Begrin	
1 st Period		Total Number of Students	28
Black	0		
White		26	
Hispanic		2	
Asian		0	
Native American		0	
2 nd Period		Total Number of Students	28
Black	0		
White		26	
Hispanic		2	
Asian		0	
Native American		0	
3 rd Period		Total Number of Students	30
Black		3	
White		27	
Hispanic		0	
Asian		0	
Native American		0	
4 th Period		Conference	
5 th Period		Total Number of Students	30
Black		3	
White		27	
Hispanic		0	
Asian		0	
Native American		0	
6 th Period		Total Number of Students	28
Black		2	
White		25	
Hispanic		1	
Asian		0	
Native American		0	
7 th Period		Total Number of Students	28
Black		2	
White		25	
Hispanic		1	
Asian		0	
Native American		0	
Grade:	Fifth		
Teacher:		T. Justo	
1 st Period		Total Number of Students	30
Black	3		
White		27	
Hispanic		0	
Asian		0	
Native American		0	
2 nd Period		Total Number of Students	30
Black	3		
White		27	
Hispanic		0	
Asian		0	
Native American		0	

3 rd Period	Total Number of Students	28
Black	2	
White	25	
Hispanic	1	
Asian	0	
Native American	0	

4th Period Conference

5 th Period	Total Number of Students	28
Black	2	
White	25	
Hispanic	1	
Asian	0	
Native American	0	

6 th Period	Total Number of Students	28
Black	0	
White	26	
Hispanic	2	
Asian	0	
Native American	0	

7 th Period	Total Number of Students	28
Black	0	
White	26	
Hispanic	2	
Asian	0	
Native American	0	

Grade: Fourth
 Teacher: M. Raper
 1st Period Conference

2 nd Period	Total Number of Students	22
Black	3	
White	15	
Hispanic	4	
Asian	0	
Native American	0	

3 rd Period	Total Number of Students	22
Black	3	
White	15	
Hispanic	4	
Asian	0	
Native American	0	

4 th Period	Total Number of Students	22
Black	3	
White	15	
Hispanic	4	
Asian	0	
Native American	0	

5 th Period	Total Number of Students	20
Black	1	
White	19	
Hispanic	0	
Asian	0	
Native American	0	

6 th Period	Total Number of Students	20
Black	1	

White	19
Hispanic	0
Asian	0
Native American	0

7 th Period	Total Number of Students 20
Black	1
White	19
Hispanic	0
Asian	0
Native American	0

Grade:	Fourth
Teacher:	J. Inman
1 st Period	Conference

2 nd Period	Total Number of Students 20
Black	2
White	17
Hispanic	0
Asian	1
Native American	0

3 rd Period	Total Number of Students 20
Black	2
White	17
Hispanic	0
Asian	1
Native American	0

4 th Period	Total Number of Students 20
Black	2
White	17
Hispanic	0
Asian	1
Native American	0

5 th Period	Total Number of Students: 19
Black	1
White	18
Hispanic	0
Asian	0
Native American	0

6 th Period	Total Number of Students: 19
Black	1
White	18
Hispanic	0
Asian	0
Native American	0

7 th Period	Total Number of Students: 19
Black	1
White	18
Hispanic	0
Asian	0
Native American	0

Grade:	Fourth
Teacher:	D. Phelps
1 st Period	Conference

2 nd Period	Total Number of Students 19
Black	1

White	18
Hispanic	0
Asian	0
Native American	0

3 rd Period	Total Number of Students 19
Black	1
White	18
Hispanic	0
Asian	0
Native American	0

4 th Period	Total Number of Students 19
Black	1
White	18
Hispanic	0
Asian	0
Native American	0

5 th Period	Total Number of Students 20
Black	2
White	17
Hispanic	0
Asian	1
Native American	0

6 th Period	Total Number of Students 20
Black	2
White	17
Hispanic	0
Asian	1
Native American	0

7 th Period	Total Number of Students: 20
Black	2
White	17
Hispanic	0
Asian	1
Native American	0

Grade:	Fourth
Teacher:	S. Yow
1 st Period	Conference

2 nd Period	Total Number of Students 20
Black	1
White	19
Hispanic	0
Asian	0
Native American	0

3 rd Period	Total Number of Students 20
Black	1
White	19
Hispanic	0
Asian	0
Native American	0

4 th Period	Total Number of Students 20
Black	1
White	19
Hispanic	0
Asian	0
Native American	0

5 th Period	Total Number of Students	22
Black		3
White		15
Hispanic		4
Asian		0
Native American		0

6 th Period	Total Number of Students	22
Black		3
White		15
Hispanic		4
Asian		0
Native American		0

7 th Period	Total Number of Students	22
Black		3
White		15
Hispanic		4
Asian		0
Native American		0

Grade:	Fifth
Teacher:	M. Lentz
1 st Period	Total Number of Students: 28
Black	2
White	25
Hispanic	1
Asian	0

2 nd Period	Total Number of Students	28
Black		2
White		25
Hispanic		1
Asian		0
Native American		0

3 rd Period	Total Number of Students	28
Black		0
White		26
Hispanic		2
Asian		0
Native American		0

4 th Period	Conference
------------------------	------------

5 th Period	Total Number of Students	28
Black		0
White		26
Hispanic		2
Asian		0
Native American		0

6 th Period	Total Number of Students	30
Black		3
White		27
Hispanic		0
Asian		0
Native American		0

7 th Period	Total Number of Students	30
Black		3
White		27
Hispanic		0

Asian		0
Native American		0
Grade:	Sixth	
Teacher:		C. Ricks
1 st Period		Total Number of Students: 25
Black		2
White		23
Hispanic		0
Asian		0
Native American		0
2 nd Period		Total Number of Students 25
Black		2
White		23
Hispanic		0
Asian		0
Native American		0
3 rd Period		Total Number of Students 25
Black		3
White		21
Hispanic		1
Asian		0
Native American		0
4 th Period		Total Number of Students 25
Black		3
White		21
Hispanic		1
Asian		0
Native American		0
5 th Period		Conference
6 th Period		Total Number of Students 26
Black		5
White		20
Hispanic		1
Asian		0
Native American		0
7 th Period		Total Number of Students 26
Black		5
White		20
Hispanic		1
Asian		0
Native American		0
Grade:	Sixth	
Teacher:		T. Crafton
1 st Period		Total Number of Students 24
Black		3
White		20
Hispanic		1
Asian		0
Native American	0	
2 nd Period		Total Number of Students 24
Black		3
White		20
Hispanic		1
Asian		0
Native American	0	

3 rd Period		Total Number of Students 26
Black		5
White		20
Hispanic		1
Asian		0
Native American	0	

4 th Period		Total Number of Students 26
Black		5
White		20
Hispanic		1
Asian		0
Native American	0	

5th Period Conference

6 th Period		Total Number of Students 25
Black		2
White		23
Hispanic		0
Asian		0
Native American	0	

7 th Period		Total Number of Students 25
Black		2
White		23
Hispanic		0
Asian		0
Native American	0	

Grade: Sixth

Teacher:		F. King
1 st Period		Total Number of Students: 26
Black		5
White		20
Hispanic		1
Asian		0
Native American	0	

2 nd Period		Total Number of Students 26
Black		5
White		20
Hispanic		1
Asian		0
Native American	0	

3 rd Period		Total Number of Students 25
Black		2
White		23
Hispanic		0
Asian		0
Native American	0	

4 th Period		Total Number of Students 25
Black		2
White		23
Hispanic		0
Asian		0
Native American	0	

5th Period Conference

6 th Period		Total Number of Students 24
------------------------	--	-----------------------------

Black		3
White		20
Hispanic		1
Asian		0
Native American	0	
7 th Period		Total Number of Students 24
Black		3
White		20
Hispanic		1
Asian		0
Native American	0	

Strayhorn High School

Grade:	Seventh & Eighth
Teacher:	C. Twilley
1 st Period	Total Number of Students 12
Black	1
White	11
Hispanic	0
Asian	0
Native American	0
2 nd Period	Total number of Students 12
Black	1
White	11
Hispanic	0
Asian	0
Native American	0
3 rd Period	Total number of Students 12
Black	1
White	11
Hispanic	0
Asian	0
Native American	0
4 th Period	Total number of Students 12
Black	1
White	11
Hispanic	0
Asian	0
Native American	0
5 th Period	Conference
6 th Period	Total number of Students 12
Black	1
White	11
Hispanic	0
Asian	0
Native American	0
7 th Period	Total number of Students 12
Black	1
White	11
Hispanic	0
Asian	0
Native American	0
Grade:	SPED
Teacher	J. Jarreau
1 st Period	Total Number of Students 2

Black		0
White		2
Hispanic		0
Asian		0
Native American		0
2 ⁿ Period		Total Number of Students 2
Black		0
White		2
Hispanic		0
Asian		0
Native American		0
3 rd Period		Total Number of Students 11
Black		1
White		10
Hispanic		0
Asian		0
Native American		0
4 th Period		Total Number of Students 11
Black		1
White		0
Asian		0
Native American		0
5 th Period		Conference
6th Period		Total Number of Students 11
Black		1
White		10
Hispanic		0
Asian		0
Native American		0
7th Period		Total Number of Students 11
Black		1
White		0
Hispanic		0
Asian		0
Native American		0
Grade:	Eighth	
Teacher:	J. Barron	
1 st Period		Total Number of Students 28
Black		2
White		25
Hispanic		1
Asian		0
Native American	0	
2 nd Period		Total Number of Students 15
Black		1
White	13	
Hispanic		1
Asian		0
Native American		0
3 rd Period		Total Number of Students 25
Black		3
White	21	
Hispanic		1
Asian		0
Native American		1

4 th Period		Total Number of Students 21
Black		1
White		19
Hispanic		1
Asian		0
Native American	0	
5 th Period		Conference
6 th Period		Total Number of Students 25
Black		1
White	23	
Hispanic		1
Asian		0
Native American		0
7 th Period		Total Number of Students 29
Black		2
White	27	
Hispanic		0
Asian		0
Native American		0
Teacher:		L. Badgett
Grade:		Ninth – Twelfth (SPED)
1 st Period		Total Number of Students 6
Black		0
White		5
Hispanic		1
Asian		0
Native American	0	
2 nd Period		Total Number of Students 23
Black		4
White	17	
Hispanic		2
Asian		0
Native American		0
3 rd Period		Total Number of Students 25
Black		1
White	23	
Hispanic		1
Asian		0
Native American		0
4 th Period		Total Number of Students 21
Black		1
White		19
Hispanic		1
Asian		0
Native American	0	
5 th Period		Conference
6 th Period		Total Number of Students 4
Black		0
White	4	
Hispanic		0
Asian		0
Native American		0
7 th Period		Total Number of Students 21

Black		2
White	20	
Hispanic		0
Asian		0
Native American		0
Teacher:		O. Jones
Grade:		Ninth – Twelfth
1 st Period		Total Number of Students 22
Black		0
White		22
Hispanic		0
Asian		0
Native American	0	
2 nd Period		Total Number of Students 2
Black		0
White	2	
Hispanic		0
Asian		0
Native American		0
3 rd Period		Total Number of Students 5
Black		0
White	5	
Hispanic		0
Asian		0
Native American		0
4 th Period		Conference
5 th Period		Total Number of Students 27
Black		4
White	23	
Hispanic		0
Asian		0
Native American		0
6 th Period		Total Number of Students 24
Black		0
White	24	
Hispanic		0
Asian		0
Native American		0
7 th Period		Total Number of Students 24
Black		0
White	24	
Hispanic		0
Asian		0
Native American		0
Teacher:		S. Manning
Grade:		Seventh - Twelfth
1 st Period		Total Number of Students 10
Black		0
White		10
Hispanic		0
Asian		0
Native American	0	
2 nd Period		Total Number of Students 10
Black		0
White	10	

Hispanic		0
Asian		0
Native American		0
3 rd Period		Total Number of Students 7
Black		0
White	7	
Hispanic		0
Asian		0
Native American		0
4 th Period		Total Number of Students 7
Black		0
White		7
Hispanic		0
Asian		0
Native American	0	
5 th Period		Conference
6 th Period		Total Number of Students 4
Black		0
White	4	
Hispanic		0
Asian		0
Native American		0
7 th Period		Total Number of Students 10
Black		0
White	10	
Hispanic		0
Asian		0
Native American		0
Teacher:		D. Collins
Grade:		Seventh & Eighth
1 st Period		Total Number of Students 24
Black		4
White		20
Hispanic		0
Asian		0
Native American	0	
2 nd Period		Total Number of Students 24
Black		0
White	23	
Hispanic		1
Asian		0
Native American		0
3 rd Period		Total Number of Students 27
Black		0
White	26	
Hispanic		1
Asian		0
Native American		0
4 th Period		Total Number of Students 13
Black		0
White		13
Hispanic		0
Asian		0
Native American	0	

5th Period Conference
 6th Period Total Number of Students 36 (P.E.)
 Black 1
 White 35
 Hispanic 0
 Asian 0
 Native American 0

7th Period Total Number of Students 13
 Black 11
 White 1
 Hispanic 1
 Asian 0
 Native American 0

Grade: Seventh
 Teacher: J. Gayden
 1st Period Total Number of Students 22
 Black 0
 White 22
 Hispanic 0
 Asian 0
 Native American 0

2nd Period Total Number of Student 27
 Black 2
 White 24
 Hispanic 1
 Asian 0
 Native American 0

3rd Period Total Number of Students 26
 Black 2
 White 23
 Hispanic 1
 Asian 0
 Native American 0

4th Period Total Number of Students 18
 Black 2
 White 15
 Hispanic 1
 Asian 0
 Native American 0

5th Period Total Number of Students 29
 Black 1
 White 27
 Hispanic 1
 Asian 0
 Native American 0

6th Period Total Number of Students 20
 Black 3
 White 17
 Hispanic 0
 Asian 0
 Native American 0

Grade: Seventh – Twelfth
 Teacher: M. Berry
 1st Period Total Number of Students 20
 Black 0

White	18	
Hispanic		2
Asian		0
Native American		0
2 nd Period		Total Number of Students 24
Black		2
White	22	
Hispanic	0	
Asian	0	
Native American	0	
3 rd Period		Conference
4 th Period		Total Number of Students 31
Black		2
White		29
Hispanic		0
Asian		0
Native American		0
5 th Period		Total Number of Students 26
Black		1
White	24	
Hispanic		1
Asian		0
Native American		0
6 th Period		Total Number of Students 21
Black		1
White	18	
Hispanic		2
Asian		0
Native American		0
7 th Period		Total Number of Students 24
Black		5
White	19	
Hispanic		0
Asian		0
Native American	0	
Grade:		Seventh - Ninth
Teacher:		S. Frazier
1 st Period		Total Number of Students 26
Black		4
White		21
Hispanic		1
Asian		0
Native American	0	
2 nd Period		Total Number of Students 9
Black		1
White		8
Hispanic		0
Asian		0
Native American		0
3 rd Period		Total Number of Students 21
Black		2
White		19
Hispanic		0
Asian		0
Native American		0

4 th Period		Total Number of Students 31
Black		1
White	29	
Hispanic		1
Asian		0
Native American		0
5 th Period		Total Number of Students 29
Black		5
White	22	
Hispanic		2
Asian		0
Native American		0
6 th Period		Conference
7 th Period		Total Number of Students 30
Black		1
White		27
Hispanic		2
Asian		0
Native American	0	
Teacher:		M. Carter
Grades:	Eighth – Twelfth	
1 st Period		Total Number of Students 15
Black		0
White		14
Hispanic		1
Asian		0
Native American	0	
2 nd Period		Total Number of Students 21
Black		0
White		21
Hispanic		0
Asian		0
Native American		0
3 rd Period		Conference
4 th Period		Total Number of Students 20
Black		5
White	14	
Hispanic		1
Asian		0
Native American		0
5 th Period		Total Number of Students 20
Black		5
White	14	
Hispanic		1
Asian		0
Native American		0
6 th Period		Total Number of Students 9
Black		2
White	7	
Hispanic		0
Asian		0
Native American		0
7 th Period		Total Number of Students 7

Black		0
White	7	
Hispanic		0
Asian		0
Native American		0

Teacher: R. Collins
 Grade: Ninth – Twelfth
 (Taught only 3 class periods)
 4th Period Conference

5 th Period		Total Number of Students 15
Black		0
White		14
Hispanic		1
Asian	0	
Native American	0	

6 th Period		Total Number of Students 15
Black		0
White	15	
Hispanic		0
Asian		0
Native American		0

7 th Period		Total Number of Students 15
Black		1
White	14	
Hispanic	0	
Asian		0
Native American		0

Grade: Ninth– Twelfth
 Teacher: C. Floyd
 1st Period Total Number of Students 16

Black		1
White		14
Hispanic		1
Asian		0
Native American		0

2 nd Period		Total Number of Students 11
Black		1
White		9
Hispanic		1
Asian		0
Native American		0

3 rd Period		Total Number of Students 22
Black		2
White	19	
Hispanic		1
Asian		0
Native American		0

(Mr. Floyd also teaches @ CAC)

Grade: Tenth – Twelfth
 Teacher: B. Boyd
 1st Period Total Number of Students 18

Black		2
White		16
Hispanic		0
Asian	0	
Native American	0	

2 nd Period		Total Number of Students 19
Black		2
White	17	
Hispanic		0
Asian		0
Native American		0

3rd Period Conference

4 th Period		Total Number of Students 23
Black		2
White	21	
Hispanic		0
Asian		0
Native American	0	

5 th Period		Total Number of Students 20
Black		1
White	15	
Hispanic		0
Asian		0
Native American		0

6 th Period		Total Number of Students 12
Black		0
White	12	
Hispanic		0
Asian		0
Native American		0

7th Period Coach of Athletics

Grade:	J. Underwood	
Teacher:	Seventh – Twelfth	
1 st Period		Total Number of Students 4
Black		0
White	4	
Hispanic		0
Asian		0
Native American	0	

2nd Period Conference

3 rd Period		Total Number of Students 20
Black		2
White	17	
Hispanic		1
Asian		0
Native American		0

4 th Period		Total Number of Students 17
Black		1
White	16	
Hispanic		0
Asian		0
Native American		0

5 th Period		Total Number of Students 28
Black		0
White	28	
Hispanic		0
Asian		0
Native American		0

6th Period		Total Number of Students 24
Black		6
White	18	
Hispanic		0
Asian		0
Native American		0

7th Period		Total Number of Students 16
Black		0
White	16	
Hispanic		0
Asian		0
Native American		0

Grade:	Ninth – Twelfth	
Teacher:	M. Harrison	
1 st Period		Total Number of Students 17
Black		2
White		15
Hispanic		0
Asian		0
Native American		0

2 nd Period		Total Number of Students 20
Black		1
White		17
Hispanic		2
Asian		0
Native American		0

3 rd Period		Total Number of Students 14
Black		5
White		9
Hispanic		0
Asian		0
Native American		0

4th Period		Conference
(Mr. Harrison also taught @ I.H.S.)		

Grade:	Ninth - Twelfth	
Teacher:	D. Case	
1 st Period		Conference

2 nd Period		Total Number of Students 11
Black		0
White		11
Hispanic		0
Asian	0	
Native American	0	

3 rd Period		Total Number of Students 14
Black		1
White		12
Hispanic		1
Asian		0
Native American		0

4th Period		Total Number of Students 15
Black		1
White		13
Hispanic		1
Asian		0

Native American	0	
5th Period		Total Number of Students 20
Black		1
White	18	
Hispanic		1
Asian		0
Native American	0	
6th Period		Total Number of Students 4
Black		0
White	4	
Hispanic	0	
Asian		0
Native American		0
7 th Period		Total Number of Students 7
Black		0
White	7	
Hispanic	0	
Asian		0
Native American		0
Grade:		Ninth - Twelfth
Teacher:		L. A. Eaton
1 st Period		Total Number of Students 12
Black		2
White		10
Hispanic		0
Asian		0
Native American	0	
2 nd Period		Total Number of Students 18
Black		2
White		16
Hispanic		0
Asian		0
Native American		0
3 rd Period		Total Number of Students 25
Black		1
White		16
Hispanic		2
Asian		0
Native American		0
4th Period		Total Number of Students 19
Black		1
White		16
Hispanic		2
Asian		0
Native American		0
5th Period		Total Number of Students 23
Black		4
White	19	
Hispanic		0
Asian		0
Native American		0
6th Period		Total Number of Students 21
Black		0
White	18	
Hispanic		3

Asian	0
Native American	0
7th Period	Conference
Grade:	Ninth - Twelfth
Teacher:	N. Rodriguez
(Mr. Rodriguez taught @ CAC 1 st – 3 rd periods)	
4 th Period	Conference
5th Period	Total Number of Students 15
Black	2
White	12
Hispanic	1
Asian	0
Native American	0
6th Period	Total Number of Students 17
Black	2
White	15
Hispanic	0
Asian	0
Native American	0
7th Period	Total Number of Students 29
Black	3
White	23
Hispanic	3
Asian	0
Native American	0
Grade:	Tenth – Twelfth
Teacher:	J. Jones
1 st Period	Total Number of Students 16
Black	1
White	14
Hispanic	0
Asian	0
Native American	0
2 nd Period	Total Number of Students 21
Black	2
White	18
Hispanic	1
Asian	0
Native American	0
3 rd Period	Total Number of Students 8
Black	0
White	8
Hispanic	0
Asian	0
Native American	0
4th Period	Total Number of Students 24
Black	2
White	19
Hispanic	3
Asian	0
Native American	0
5 th Period	Total Number of Students 16
Black	1
White	15

Hispanic		0
Asian		0
Native American		0
6 th Period		Total Number of Students 16
Black		1
White	15	
Hispanic		0
Asian		0
Native American		0
7 th Period		Conference
Grade:	Ninth - Twelfth	
Teacher:	J. Merica	
1 st Period		Total Number of Students 22
Black		1
White		20
Hispanic	1	
Asian		0
Native American		0
2 nd Period		Total Number of Students 23
Black		4
White	18	
Hispanic		1
Asian		0
Native American		0
4 th Period		Total Number of Students 18
Black		1
White		17
Hispanic		0
Asian		0
Native American		0
5 th Period		Conference
6 th Period		Total Number of Students 9
Black		1
White	7	
Hispanic		1
Asian		0
Native American		0
7 th Period		Total Number of Students 9
Black		0
White	8	
Hispanic	1	
Asian		0
Native American		0
Grade:	Ninth – Twelfth	
Teacher:	A. Reaves	
1 st Period		Total Number of Students 17
Black		2
White		15
Hispanic		0
Asian		0
Native American		0
2 nd Period		Total Number of Students 12
Black		2

White	9
Hispanic	1
Asian	0
Native American	0

3 rd Period	Total Number of Students 15
Black	2
White	13
Hispanic	0
Asian	0
Native American	0

4th Period Conference
(Ms. Reaves taught 3 class periods @ CAC.)

Grade:	Ninth – Twelfth
Teacher:	R. Red
1 st Period	Total Number of Students 21
Black	2
White	17
Hispanic	2
Asian	0
Native American	0

2 nd Period	Total Number of Students 23
Black	2
White	21
Hispanic	0
Asian	0
Native American	0

3 rd Period	Total Number of Students 16
Black	0
White	14
Hispanic	2
Asian	0
Native American	0

Grade:	Ninth - Twelfth
Teacher:	T. Skinner
1 st Period	Total Number of Students 17
Black	3
White	13
Hispanic	1
Asian	0
Native American	0

2 nd Period	Total Number of Students 20
Black	0
White	20
Hispanic	0
Asian	0
Native American	0

3rd Period Conference

4 th Period	Total Number of Students 23
Black	1
White	21
Hispanic	1
Asian	0
Native American	0

5th Period Coach of Athletics

6 th Period		Total Number of Students 13
Black		2
White	11	
Hispanic	0	
Asian		0
Native American		0

7th Period Coach of Athletics

INDEPENDENCE HIGH SCHOOL

Grade: Eighth
 Teacher: J. Barham

1 st Period		Total Number of Students 17
Black		10
White	7	
Hispanic	0	
Asian		0
Native American		0

2 nd Period		Total Number of Students 15
Black		9
White		6
Hispanic	0	
Asian		0
Native American		0

3 rd Period		Total Number of Students 21
Black		9
White		11
Hispanic	1	
Asian		0
Native American		0

4 th Period		Total Number of Students 22
Black		13
White		8
Hispanic	1	
Asian		0
Native American		0

5 th Period		Total Number of Students 27
Black		9
White		14
Hispanic	4	
Asian		0
Native American		0

6th Period Conference

7 th Period		Total Number of Students 24
Black		10
White		12
Hispanic	2	
Asian		0
Native American		0

Grade: Ninth – Twelfth
 Teacher: B. Bolen
 1st Period Total Number of Students 29
 Black 15

White		14
Hispanic	0	
Asian		0
Native American		0
2 nd Period		Total Number of Students 22
Black		9
White		12
Hispanic	1	
Asian		0
Native American		0
3 rd Period		Conference
4 th Period		Total Number of Students 20
Black		9
White		9
Hispanic	2	
Asian		0
Native American		0
5 th Period		Total Number of Students 26
Black		9
White	16	
Hispanic	1	
Asian		0
Native American		0
6 th Period		Total Number of Students 23
Black		10
White		11
Hispanic	2	
Asian		0
Native American		0
7 th Period		Total Number of Students 19
Black		8
White		10
Hispanic	1	
Asian		0
Native American		0
Grade:	Ninth - Twelfth	
Teacher:	L. Bragg	
1 st Period		Total Number of Students 16
Black		5
White		11
Hispanic	0	
Asian		0
Native American		0
2 nd Period		Total number of students 20
Black		8
White		12
Hispanic	0	
Asian		0
Native American		0
3 rd Period		Total number of students 21
Black		7
White		14
Hispanic	0	
Asian		0

Native American	0	
4 th Period		Conference
5 th Period		Total number of students 22
Black		14
White		6
Hispanic	2	
Asian		0
Native American		0
6 th Period		Total number of students 11
Black		11
White		0
Asian		0
Native American		0
7 th Period		Total number of students 22
Black		14
White		8
Hispanic	0	
Asian		0
Native American		0
Grade:		Eighth – Twelfth
Teacher:		S. Chambliss
1 st Period		Total number of students 38 (PE)
Black		15
White		22
Hispanic	1	
Asian		0
Native American		0
2 nd Period		Conference
3 rd Period		Total number of students 35 (PE)
Black		15
White		16
Hispanic	4	
Asian		0
Native American		0
4 th Period		Total number of students 18
Black		8
White		10
Hispanic	0	
Asian		0
Native American		0
5 th Period		Total number of students 18
Black		1
White		17
Hispanic	0	
Asian		0
Native American		0
6 th Period		Total number of students 18
Black		1
White		18
Hispanic	0	
Asian		0
Native American		0
7 th Period		Total number of students 14

Black		1
White		13
Hispanic	0	
Asian		0
Native American		0

Grade: Eighth – Twelfth
 Teacher: R. Cox
 (Mr. Cox taught 3 classes @ ETE)

4 th Period		Total number of students 29
Black		11
White		15
Hispanic	3	
Asian		0
Native American		0

5 th Period		Total number of students 19
Black		7
White		12
Hispanic	0	
Asian		0
Native American		0

6 th Period		Total number of students 49 (Band)
Black		12
White		32
Hispanic	5	
Asian		0
Native American		0

7 th Period		Total number of students 17
Black		7
White		10
Hispanic	1	
Asian		0
Native American		0

Grade: Eighth – Twelfth
 Teacher: M. Dogan
 1st Period Total number of students 23

Black		12
White		11
Hispanic	0	
Asian		0
Native American		0

2 nd Period		Total number of students 17
Black		5
White		11
Hispanic	1	
Asian		0
Native American		0

3 rd Period		Total number of students 22
Black		8
White		12
Hispanic	2	
Asian		0
Native American		0

4 th Period		Total number of students 23
Black		8
White		14

Hispanic	1	
Asian		0
Native American		0
5 th Period		Total number of students 23
Black		8
White		14
Hispanic	1	
Asian		0
Native American		0
6 th Period		Total number of students 37 (PE)
Black		19
White		15
Hispanic	3	
Asian		0
Native American		0
7 th Period		Total number of students 43
Black		37
White		16
Hispanic	0	
Asian		0
Native American		0
Grade:	Ninth – Twelfth	
Teacher:	M. Harrison	
(Mr. Harrison taught 3 classes @ SHS)		
4 th Period		Conference
5 th Period		Total number of students 27
Black		10
White		26
Hispanic	1	
Asian		0
Native American		0
6 th Period		Total number of students 26
Black		12
White		13
Hispanic	1	
Asian		0
Native American		0
7 th Period		Total number of students 23
Black		15
White		8
Hispanic	0	
Asian		0
Native American		0
Grade:	Ninth - Twelfth	
Teacher:	R. Shackelford	
1 st Period		Total number of students 16
Black		15
White		9
Hispanic	2	
Asian		0
Native American		0
2 nd Period		Total number of students 19
Black		7
White		12

Hispanic	0	
Asian		0
Native American		0
3 rd Period		Total number of students 20
Black		8
White		12
Hispanic	0	
Asian		0
Native American		0
4 th Period		Total number of students 21
Black		12
White	9	
Hispanic	0	
Asian		0
Native American		0
5 th Period		Total number of students 24
Black		15
White		8
Hispanic	1	
Asian		0
Native American		0
6 th Period		Conference
Grade:		Ninth – Twelfth
Teacher:		M. Schwartz
1 st Period		Total number of students 24
Black		9
White		16
Hispanic	0	
Asian		0
Native American		0
2 nd Period		Total number of students 14
Black		9
White		1
Hispanic	4	
Asian		0
Native American		0
3 rd Period		Total number of students 18
Black		6
White		11
Hispanic	1	
Asian		0
Native American		0
4 th Period		Total number of students 13
Black		8
White		5
Hispanic	0	
Asian		0
Native American		0
5 th Period		Total number of students 15
Black		6
White		9
Hispanic	0	
Asian		0
Native American		0

6 th Period		Total number of students 17
Black		7
White		10
Hispanic	0	
Asian		0
Native American		0
7 th Period		Conference
Grade:		Ninth - Twelfth
Teacher:		M. Smith
1 st Period		Total number of students 11
Black		5
White		5
Hispanic	1	
Asian		0
Native American		0
2 nd Period		Total number of students 9
Black		1
White	8	
Hispanic		0
Asian		0
Native American		0
3 rd Period		Total number of students 23
Black		11
White		12
Hispanic	0	
Asian		0
Native American		0
4 th Period		Total number of students 18
Black		5
White	13	
Hispanic		0
Asian		0
Native American		0
5 th Period		Total number of students 16
Black		4
White		12
Hispanic		0
Asian		0
Native American		0
6 th Period		Total number of students 14
Black		5
White	8	
Hispanic		1
Asian		0
Native American		0
7 th Period		Conference

Paragraph 2 under 9

The number of full time white teachers in the school district is 124. The number of full time black teachers in the school district is 42. The number of full time Hispanic teachers in the school district is 2.

The number of full time white teachers in school is:

East Tate Elementary	35
Independence High School	25
Coldwater Attendance Center	19
Strayhorn Elementary School	27
Strayhorn High School	18

The number of full time black teachers in each school is:

East Tate Elementary	10
Independence High School	7
Coldwater Attendance Center	22
Strayhorn Elementary School	3
Strayhorn High School	0

The number of full time Hispanic teacher in each school is:

East Tate Elementary	0
Independence High School	0
Coldwater Attendance Center	1
Strayhorn Elementary School	0
Strayhorn High School	1
Independence Middle School	0

The District does not employ part time teachers.

Paragraph 3 under 9:

The transportation system of the school district is desegregated completely, with the exception of a few remote areas, where only one race lives on the school bus route.

Paragraph 4 under 9:

All the facilities such as gymnasiums, auditoriums, and cafeterias are being operated on a desegregated basis.

Paragraph 5 under 9:

Tate County Board has not constructed any buildings.

Paragraph 6 under 9:

The Tate County School Board has not sold or abandoned any school

facilities, equipment, or supplies of any value since July 2, 1970.

Address:

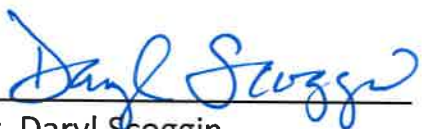
Tate County School District

574 Court Street

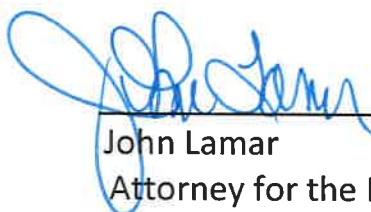
Coldwater, MS 38618

CERTIFICATE OF COMPLIANCE

We, the current superintendent of Tate County School District and its attorneys of record, certify that we have received the directives of the 1970 desegregation order governing this case, student and teacher data and the yearly audits of the school district, and certify that to the best of our knowledge and based on the information currently available to the District the information reported in this report is true and correct and directly responsive to the District's reporting requirements set forth in this court's 1970 order. Dated this the 20th day of December, 2016.



Dr. Daryl Scoggin
Superintendent



John Lamar
Attorney for the District



Jamie Jacks
Attorney for the District

FOR THE NORTHERN DISTRICT OF MISSISSIPPI

DELTA DIVISION

KELLY MCNEAL, ET.AL,)
 PLAINTIFFS)
 V.)
) NO. DC7029-S
 TATE COUNTY SCHOOL DISTRICT, ET.AL)
 DEFENDENTS)
 REPORT

In pursuant to and in accordance with the order of the county entered the 4th day of August, 1970, in the above style and numbered cause, the defendants, Tate County School Board of Education, hereby files its report as directed by Section 9 of said order:

Paragraph 1 under 9

This report reflects the information according to the three zones as defined in the Court's order in said cause: namely Easterly zone, Northwesterly zone, and Southwesterly zone. (1) The Easterly zone embraces the attendance centers of East Tate and Independence; (2) the Northwesterly zone embraces the attendance centers of Tate County and Coldwater; (3) the Southwesterly zone consists of Strayhorn Attendance Center and each zone operates as a unitary system.

In reporting paragraph one under nine, the number of students by race enrolled in the school district is entered the 4th day of August, 1970, in the above style and numbered cause, the defendants, Tate County School Board of Education, hereby files its report as directed by section 9 of said order:

In reporting paragraph one under nine, the number of students by race enrolled in the school district is:

White	1,677
Black	1,088
Hispanic	102
Asian	3
Native American	<u>3</u>
TOTAL	2,873

The number of students by race enrolled at:

Coldwater Attendance Center
(formerly Coldwater Elem. School & Coldwater High School)

White	69
Black	486
Hispanic	5
Asian	1
Native American	<u>0</u>
TOTAL	561

<u>East Tate Elementary School</u>	White	512
	Black	312
	Hispanic	34
	Asian	1
	Native American	<u>0</u>
	TOTAL	859

<u>Strayhorn Elementary School</u>	White	511
	Black	54
	Hispanic	30
	Asian	1
	Native American	<u>1</u>
	TOTAL	597

<u>Strayhorn High School</u>	White	301
	Black	25
	Hispanic	13
	Asian	0
	Native American	<u>2</u>
	TOTAL	341

<u>Independence High School</u>	White	284
	Black	211
	Hispanic	2

	Asian	0
	Native American	0
TOTAL	515	

The number of students by race enrolled in each classroom in each school is:

Coldwater Attendance Center (grades K-12)
(former Coldwater Elementary School/Coldwater High School)

Grade:	SPED
Teacher:	
Total Number of Students:	6
Black	5
White	1
Hispanic	0
Asian	0
Native American	0

Grade:	Kindergarten
Teacher:	E. Branch
Total Number of Students:	26
Black	13
White	13
Hispanic	0
Asian	0
Native American	0

Grade:	Kindergarten
Teacher:	S. Pinkston
Total Number of Students:	26
Black	15
White	9
Hispanic	2
Asian	0
Native American	0

Grade:	First
Teacher:	D. Berry
Total Number of Students:	21
Black	16
White	5
Hispanic	0
Asian	0
Native American	0

Grade:	First
Teacher:	M. McLeod
Total Number of Students:	18
Black	14
White	4
Hispanic	0
Asian	0
Native American	0

Grade:	Second
Teacher:	S. Johnson
Total Number of Students:	22
Black	19

White	3
Hispanic	0
Asian	0
Native American	0

Grade:	Second
Teacher:	P. Tapp
Total Number of Students:	22
Black	18
White	4
Hispanic	0
Asian	0
Native American	0

Grade:	Third
Teacher:	R. Johnston
Total Number of Students:	24
Black	20
White	4
Hispanic	0
Asian	0
Native American	0

Grade:	Third
Teacher:	M. Baird
Total Number of Students:	22
Black	19
White	3
Hispanic	0
Asian	0
Native American	0

Grade:	Third
Teacher:	A. Hissong
Total Number of Students:	17
Black	15
White	2
Hispanic	0
Asian	0
Native American	0

Grade:	Fourth
Teacher:	T. Tate
1 st Period	Total number of students 21
Black	16
White	5
Hispanic	0
Asian	0
Native American	0

2 nd Period	Conference
------------------------	------------

3 rd Period	Total number of students 21
------------------------	-----------------------------

Black	16	
White	5	
Hispanic	0	
Asian	0	
Native American		0
4 th Period		Total number of students 21
Black		16
White	5	
Hispanic	0	
Asian	0	
Native American		0
5 th Period		Total number of students 21
Black		16
White	5	
Hispanic	0	
Asian	0	
Native American		0
6 th Period		Total number of students 21
Black		16
White	5	
Hispanic	0	
Asian	0	
Native American		0
7 th Period		Total number of students 21
Black		19
White	2	
Hispanic	0	
Asian	0	
Native American		0
Grade:		Fourth
Teacher:		E. Fox
1 st Period		Conference
2 nd Period		Total number of students 21
Black		19
White	2	
Hispanic		0
Asian		0
Native American		0
3 rd Period		Total number of students 21
Black		19
White		2
Hispanic		0
Asian		0
Native American		0
4 th Period		Total number of students 21
Black		19
White	2	
Hispanic		0
Asian		0
Native American		0
5 th Period		Total number of students 21

Black	16	
White		5
Hispanic		0
Asian		0
Native American		0
6th Period		Total number of students 21
Black		16
White		5
Hispanic		0
Asian		0
Native American		0
7 th Period		Total number of students 21
Black	14	
White		7
Hispanic		0
Asian		0
Native American		0
Grade:		SPED (Inclusion 5-8)
Teacher:		J. Conard
1 st Period		Total number of students 4
Black		4
White		0
Hispanic		0
Asian		0
Native American		0
2 nd Period		Total number of students 4
Black		4
White	0	
Hispanic		0
Asian		0
Native American		0
3 rd Period		Total number of students 5
Black		5
White	0	
Hispanic		0
Asian		0
Native American		0
4 th Period		Total number of students 6
Black		6
White	0	
Hispanic		0
Asian		0
Native American		0
5 th Period		Total number of students 7
Black	7	
White		0
Hispanic		0
Asian		0
Native American		0
6 th Period		Total number of students 4
Black		4
White	0	
Hispanic		0
Asian		0
Native American		0

7 th Period		Conference
Grade:		Gifted (5 th & 6 th)
Teacher:		F. Morgan
1 st Period		Total number of students 1
Black		1
White	0	
Hispanic		0
Asian		0
Native American		0
2 nd Period		Total number of students 1
Black		0
White	0	
Hispanic		1
Asian		0
Native American		0
3 rd Period		Total number of students 1
Black		1
White		0
Hispanic		0
Asian		0
Native American		0
4 th Period		Conference
5 th Period		Total number of students 8
Black		5
White		3
Hispanic		0
Asian		0
Native American		0
Grade:		Fifth
Teacher:		L. Galloway
1 st Period		Total number of students 20
Black		18
White	2	
Hispanic		0
Asian		0
Native American		0
2 nd Period		Total number of students 21
Black		19
White	2	
Hispanic		0
Asian		0
Native American		0
3 rd Period		Total number of students 20
Black		18
White	2	
Hispanic		0
Asian		0
Native American		0

4 th Period		Total number of students 28
Black		22
White	6	
Hispanic		0
Asian		0
Native American		0

5 th Period		Total number of students 19
Black	17	
White	2	
Hispanic		0
Asian		0
Native American		0

6 th Period		Total number of students 20
Black		18
White	2	
Hispanic		0
Asian		0
Native American		0

7 th Period		Total number of students 22
Black		19
White		3
Hispanic		0
Asian		0
Native American		0

Grade:		Fifth
Teacher:		N. Riley
1 st Period		Total number of students 20
Black		17
White		3
Hispanic		0
Asian		0
Native American		0

2 nd Period		Total number of students 20
Black		17
White	3	
Hispanic		0
Asian		0
Native American		0

3 rd Period		Total number of students 19
Black		17
White	2	
Hispanic		0
Asian		0
Native American		0

4 th Period		Total number of students 22
Black		20
White	2	
Hispanic		0
Asian		0
Native American		0

5 th Period		Total number of students 24
Black	23	
White		1

Hispanic		0
Asian		0
Native American		0
6 th Period		Total number of students 24
Black		20
White		4
Hispanic		0
Asian		0
Native American		0
7 th Period		Total number of students 28
Black	22	
White		6
Hispanic		0
Asian		0
Native American		0
Grade:		Sixth
Teacher:		K. Wilson
1 st Period		Total number of students 22
Black		19
White		1
Hispanic		2
Asian		0
Native American		0
2 nd Period		Total number of students 22
Black		19
White		1
Hispanic		2
Asian		0
Native American		0
3 rd Period		Total number of students 22
Black		19
White	1	
Hispanic		2
Asian		0
Native American		0
4 th Period		Conference
5 th Period		Total number of students 21
Black		20
White	1	
Hispanic		0
Asian		0
Native American		0
6 th Period		Total number of students 21
Black		20
White	1	
Hispanic		0
Asian		0
Native American		0
7 th Period		Total number of students 21
Black		20
White		1
Hispanic		0
Asian		0
Native American		0

Grade: Sixth
 Teacher: S. Lowe
 1st Period Total number of students 21
 Black 20
 White 1
 Hispanic 0
 Asian 0
 Native American 0

2nd Period Total number of students 21
 Black 20
 White 1
 Hispanic 0
 Asian 0
 Native American 0

3rd Period Total number of students 21
 Black 20
 White 1
 Hispanic 0
 Asian 0
 Native American 0

4th Period Conference

5th Period Total number of students 22
 Black 19
 White 1
 Hispanic 2
 Asian 0
 Native American 0

6th Period Total number of students 22
 Black 19
 White 1
 Hispanic 2
 Asian 0
 Native American 0

7th Period Total number of students 22
 Black 19
 White 1
 Hispanic 2
 Asian 0
 Native American 0

Grade: Seventh & Eighth
 Teacher: K. Clanton
 1st Period Total number of students 16
 Black 15
 White 1
 Hispanic 0
 Asian 0
 Native American 0

2nd Period Total number of students 20
 Black 17
 White 3
 Hispanic 0
 Asian 0
 Native American 0

3 rd Period		Total number of students 21
Black		19
White		2
Hispanic		1
Asian		0
Native American		0
4 th Period		Total number of students 18
Black		15
White		3
Hispanic		0
Asian		0
Native American		0
5 th Period		Conference
6 th Period		Total number of students 14
Black		13
White	1	0
Hispanic		0
Asian		0
Native American		0
7 th Period		Total number of students 20
Black		18
White		2
Hispanic		0
Asian		0
Native American		0
Grade:		Seventh - Eighth
Teacher:		S. Johnson
1 st Period		Total number of students 21
Black		19
White		2
Hispanic		0
Asian		0
Native American		0
2 nd Period		Total number of students 20
Black		17
White		3
Hispanic		0
Asian		0
Native American		0
3 rd Period		Total number of students 16
Black		15
White		1
Hispanic		0
Asian		0
Native American		0
4 th Period		Total number of students 16
Black	15	
White	1	
Hispanic		0
Asian		0
Native American		0
5 th Period		Total number of students 14
Black	13	
White		0

Hispanic		0
Asian		0
Native American		0
6 th Period		Total number of students 17
Black		17
White		0
Hispanic		0
Asian		0
Native American		0
7 th Period		Conference
Grade:		Seventh & Eighth
Teacher:		M. Cathey
1 st Period		Total number of students 14
Black		14
White	0	
Hispanic		0
Asian		0
Native American		0
2 nd Period		Study Hall
3 rd Period		Conference
4 th Period		Study Hall
5 th Period		Total number of students 21
Black		19
White		2
Hispanic		0
Asian		0
Native American		0
6 th Period		Total number of students 20
Black		17
White		3
Hispanic		0
Asian		0
Native American		0
7 th Period		Total number of students 16
Black	15	
White		1
Hispanic		0
Asian		0
Native American		0
Grade:		Seventh
Teacher:		C. Young
1 st Period		Total number of students 20
Black		17
White		3
Hispanic		0
Asian		0
Native American		0
2 nd Period		Total number of students 14
Black		13
White		1
Hispanic		0
Asian		0
Native American		0
3 rd Period		Conference

4 th Period	Total number of students	22
Black		20
White		1
Hispanic		1
Asian		0
Native American		0

5 th Period	Total number of students	16
Black		15
White		1
Hispanic		0
Asian		0
Native American		0

6 th Period	Total number of students	2
Black		2
White		0
Hispanic		0
Asian		0
Native American		0

7 th Period	Total number of students	21
Black		19
White		2
Hispanic		0
Asian		0
Native American		0

Teacher:	K. Jackson
1 st Period	Conference

2 nd Period	Total number of students	3
Black		3
White	0	
Hispanic		0
Asian		0
Native American		0

3 rd Period	Total number of students	16
Black		15
White		1
Hispanic		0
Asian		0
Native American		0

4 th Period	Total number of students	21
Black		19
White		2
Hispanic		0
Asian		0
Native American		0

5 th Period	Total number of students	20
Black		19
White	1	
Hispanic		0
Asian	0	
Native American	0	

6 th Period	Conference
------------------------	------------

7 th Period	Total number of students	18
Black		15

White		3
Hispanic		0
Asian		0
Native American		0
Grade:		Seventh & Eighth
Teacher:		G. Smith
1 st Period		Conference
2 nd Period		Total number of students 17
Black		16
White		1
Hispanic		0
Asian		0
Native American		0
3 rd Period		Total number of students 18
Black		15
White		3
Hispanic		0
Asian		0
Native American		0
4 th Period		Total number of students 16
Black	15	
White		1
Hispanic		0
Asian		0
Native American		0
5 th Period		Total number of students 2
Black		2
White		0
Hispanic		0
Asian	0	
Native American	0	
6 th Period		Total number of students 20
Black	17	
White		3
Hispanic	0	
Asian		0
Native American		0
7 th Period		Total number of students 7
Black	7	
White		0
Hispanic	0	
Asian		0
Native American		0
Grade:		Ninth – Twelfth
Teacher:		A. Wellington
1 st Period		Total number of students 20
Black		19
White		1
Hispanic		0
Asian		0
Native American		0
2 nd Period		Total number of students 21
Black		20
White		1
Hispanic		0

Asian		0
Native American		0
3 rd Period		Total number of students 15
Black		14
White		1
Hispanic		0
Asian		0
Native American		0
4 th Period		Total number of students 6
Black		4
White	2	
Hispanic		0
Asian		0
Native American		0
5 th Period		Total number of students 6
Black		5
White	0	
Hispanic		1
Asian		0
Native American		0
6 th Period		Total number of students 5
Black		5
White	0	
Hispanic		0
Asian		0
Native American		0
7 th Period		Total number of students 12
Black		11
White	1	
Hispanic		0
Asian		0
Native American		0
Grade:		Ninth –Twelfth
Teacher:		K. Hosney (SPED)
1 st Period		Total number of students 10
Black		6
White		4
Hispanic		0
Asian		0
Native American		0
2 nd Period		Total number of students 10
Black		6
White		4
Hispanic		0
Asian		0
Native American		0
3 rd Period		Total number of students 10
Black		6
White		4
Hispanic		0
Asian		0
Native American		0
4 th Period		Total number of students 10

Black	6
White	4
Hispanic	0
Asian	0
Native American	0
5 th Period	Total number of students 10
Black	6
White	4
Hispanic	0
Asian	0
Native American	0
6 th Period	Total number of students 10
Black	6
White	4
Hispanic	0
Asian	0
Native American	0
7 th Period	Conference
Grade:	Seventh – Twelfth Inclusion/Tutorial SPED
Teacher:	A. Wenzel
1 st Period	Total number of students 1
Black	1
White	0
Hispanic	0
Asian	0
Native American	0
2 nd Period	Total number of students 2
Black	2
White	0
Hispanic	0
Asian	0
Native American	0
3 rd Period	Total number of students 1
Black	1
White	0
Hispanic	0
Asian	0
Native American	0
4 th Period	Conference
5 th Period	Total number of students 4
Black	4
White	0
Hispanic	0
Asian	0
Native American	0
6 th Period	Total number of students 3
Black	3
White	0
Hispanic	0
Asian	0
Native American	0
7 th Period	Total number of students 3

Black	3
White	0
Hispanic	0
Asian	0
Native American	0

Grade: Ninth – Twelfth
Teacher: A. Reaves
(Periods 1st – 3rd – taught at Strayhorn High School)

4th Period Conference

5 th Period	Total number of students	9
Black		9
White		0
Hispanic		0
Asian		0
Native American		0

6 th Period	Total number of students	3
Black		3
White		0
Hispanic		0
Asian		0
Native American		0

7 th Period	Total number of students	7
Black		7
White		0
Hispanic		0
Asian		0
Native American		0

Grade:		Tenth – Twelfth	
Teacher:		A. Aiken	
1 st Period		Total number of students	11
Black			11
White	0		
Hispanic			0
Asian			0

2 nd Period		Total number of students	16
Black			15
White	1		
Hispanic			0
Native American			0

3 rd Period		Total number of students	15
Black			15
White			0
Hispanic			0
Asian			0
Native American			0

4 th Period		Total number of students	12
Black	12		12
White	0		
Hispanic			0
Asian			0
Native American			0

5 th Period		Total number of students	15
Black			14

White	1
Hispanic	0
Asian	0
Native American	0
6 th Period	Total number of students 26
Black	13
White	13
Hispanic	0
Asian	0
Native American	0
7 th Period	Conference
Grade	Ninth – Twelfth
Teacher:	N. Rodriguez
1 st Period	Total number of students 11
Black	11
White	0
Hispanic	0
Asian	0
Native American	0
2 nd Period	Total number of students 8
Black	8
White	0
Hispanic	0
Asian	0
Native American	0
3 rd Period	Total number of students 22
Black	20
White	2
Hispanic	0
Asian	0
Native American	0
4 th Period	Conference
(periods 5 th – 7 th at Strayhorn High School)	
Grade:	Ninth – Eleventh (SPED)
Teacher:	M. Jones
1 st Period	Conference
2 nd Period	Total number of students 12
Black	12
White	0
Hispanic	0
Asian	0
Native American	0
3 rd Period	Total number of students 12
Black	12
White	0
Hispanic	0
Asian	0
Native American	0
4 th Period	Total number of students 6
Black	6
White	0
Hispanic	0

Asian		0
Native American		0
5 th Period		Total number of students 15
Black		15
White		0
Hispanic		0
Asian		0
Native American		0
6 th Period		Total number of students 4
Black		4
White		0
Hispanic		0
Asian		0
Native American		0
7 th Period		Total number of students 6
Black		6
White		0
Hispanic		0
Asian		0
Native American		0
Grade:	SPED	
Teacher:		C. Taylor
1 st Period		Total number of students 2
Black		1
White	1	
Hispanic		0
Asian		0
Native American		0
2 nd Period		Total number of students 2
Black		2
White	0	
Hispanic		0
Asian		0
Native American		0
3 rd Period		Total number of students 1
Black		1
White		0
Hispanic		0
Asian		0
Native American		0
4 th Period		Total number of students 4
Black		1
White		3
Hispanic		0
Asian		0
Native American		0
5 th Period		Total number of students 2
Black		2
White	0	
Hispanic		0
Asian		0
Native American		0
6 th Period		Total number of students 2
Black		2

White	0	
Hispanic		0
Asian		0
Native American		0
7 th Period		Conference
Grade:		Ninth - Twelfth
Teacher:		C. Shelby
1 st Period		Total number of students 4
Black		3
White	1	
Hispanic		0
Asian		0
Native American		0
2 nd Period		Total number of students 18
Black		16
White	2	
Hispanic		0
Asian		0
Native American		0
3 rd Period		Total number of students 15
Black		14
White		1
Hispanic		0
Asian		0
Native American		0
4 th Period		Total number of students 18
Black		18
White		0
Hispanic		0
Asian		0
Native American		0
5 th Period		Total number of students 20
Black		20
White		0
Hispanic		0
Asian		0
Native American		0
6 th Period		Conference
7 th Period		Total number of students 14
Black		14
White	0	
Hispanic		0
Asian		0
Native American		0
Grade:		Ninth – Twelfth
Teacher:		R. Humphrey
1 st Period		Total number of students 16
Black		14
White		2
Hispanic		0
Asian		0
Native American		0
2 nd Period		Total number of students 22
Black	22	

White		0
Hispanic		0
Asian		0
Native American		0
3 rd Period		Total number of students 14
Black	13	
White		0
Hispanic		1
Asian		0
Native American		0
4 th Period		Total number of students 25
Black		24
White		1
Hispanic		0
Asian		0
Native American		0
5 th Period		Total number of students 18
Black		15
White	3	
Hispanic		0
Asian		0
Native American		0
6 th Period		Conference
7 th Period		Total number of students 8
Black		8
White	0	
Hispanic		0
Asian		0
Native American		0
Grades:	Tenth - Twelfth	
Teacher:	R. Taylor	
1 st Period		Total number of students 15
Black		15
White	0	
Hispanic		0
Asian		0
Native American		0
2 nd Period		Conference
3 rd Period		Total number of students 16
Black		5
White		1
Hispanic		0
Asian		0
Native American		0
4 th Period		Total number of students 16
Black		16
White		0
Hispanic		0
Asian		0
Native American		0
5 th Period		Total number of students 5
Black		5
White		0
Hispanic		0

Asian	0	
Native American	0	
6 th Period		Total number of students 17
Black	14	
White	3	
Hispanic	0	
Asian	0	
Native American	0	
7 th Period		Total number of students 8
Black	8	
White	0	
Hispanic	0	
Asian	0	
Native American	0	
Grade:		Tenth – Twelfth
Teacher:		S. Morgan
1 st Period		Total number of students 10
Black	10	
White	0	
Hispanic	0	
Asian	0	
Native American	0	
2 nd Period		Conference
3 rd Period		Total number of students 15
Black	15	
White	0	
Hispanic	0	
Asian	0	
Native American	0	
4 th Period		Total number of students 17
Black	16	
White	0	
Hispanic	1	
Asian	0	
Native American	0	
5 th Period		Total number of students 12
Black	12	
White	0	
Hispanic	0	
Asian	0	
Native American	0	
6 th Period		Total number of students 18
Black	18	
White	0	
Hispanic	0	
Asian	0	
Native American	0	
7 th Period		Total number of students 20
Black	19	
White	1	
Hispanic	0	
Asian	0	
Native American	0	
Grade:		Ninth – Twelfth

Teacher:		B. Shanks
1 st Period		Total number of students 17
Black		17
White		0
Hispanic		0
Asian		0
Native American		0
2 nd Period		Total number of students 12
Black		12
White		0
Hispanic		0
Asian		0
Native American		0
3 rd Period		Total number of students 13
Black		13
White	0	0
Hispanic		0
Asian		0
Native American		0
4 th Period		Conference
5 th Period		Total number of students 2
Black		2
White	0	0
Hispanic		0
Asian		0
Native American		0
6 th Period		Total number of students 18
Black		15
White	3	0
Hispanic		0
Asian		0
Native American		0
7 th Period		Total number of students 18
Black		15
White		3
Hispanic		0
Asian		0
Native American		0
Grade:		Tenth - Twelfth
Teacher:		C. Hines
1 st Period		Total number of students 19
Black		19
White		0
Hispanic		0
Asian		0
Native American		0
2 nd Period		Total number of students 18
Black		17
White		1
Hispanic		0
Asian		0
Native American		0
3 rd Period		Conference
4 th Period		Total number of students 11

Black	11
White	0
Hispanic	0
Asian	0
Native American	0
5 th Period	Total number of students 17
Black	17
White	0
Hispanic	0
Asian	0
Native American	0
6 th Period	Total number of students 20
Black	19
White	1
Hispanic	0
Asian	0
Native American	0
7 th Period	Total number of students 2
Black	2
White	0
Hispanic	0
Asian	0
Native American	0
Grade:	Ninth - Twelfth
Teacher:	R. Red
(1 st Period to 3 rd Period Teaching at Strayhorn High School)	
4 th Period	Conference
5 th Period	Total number of students 9
Black	9
White	0
Hispanic	0
Asian	0
Native American	0
6 th Period	Total number of students 10
Black	9
White	1
Hispanic	0
Asian	0
Native American	0
7 th Period	Total number of students 14
Black	14
White	0
Hispanic	0
Asian	0
Native American	0
Grade:	Ninth - Twelfth
Teacher:	W. Spiva
1 st Period	Total number of students 23
Black	22
White	1
Hispanic	0
Asian	0
Native American	0
2 nd Period	Total number of students 10

Black	10
White	0
Hispanic	0
Asian	0
Native American	0
3 rd Period	Conference
4 th Period	Total number of students 21
Black	19
White	1
Hispanic	1
Asian	0
Native American	0
5 th Period	Total number of students 16
Black	16
White	0
Hispanic	0
Asian	0
Native American	0
6 th Period	Total number of students 6
Black	6
White	0
Hispanic	0
Asian	0
Native American	0
7 th Period	Total number of students 18
Black	18
White	0
Hispanic	0
Asian	0
Native American	0

East Tate Elementary School

Grade: Kindergarten
Teacher: B. Bobo

Total Number of Students: 24
Black 13
White 11
Hispanic 0
Asian 0
Native American 0

Grade: Kindergarten
Teacher: P. Fowler

Total Number of Students: 26
Black 9
White 15
Hispanic 2
Asian 0

Native American	0
Grade:	Kindergarten
Teacher:	C. Malone
Total Number of Students:	25
Black	9
White	15
Hispanic	1
Asian	0
Native American	0
Grade:	Kindergarten
Teacher:	K. Nazary
Total Number of Students:	24
Black	9
White	14
Hispanic	1
Asian	0
Native American	0
Grade:	First
Teacher:	L. Barney
Total Number of Students:	17
Black	7
White	9
Hispanic	1
Asian	0
Native American	0
Grade:	First
Teacher:	P. Bowler
Total Number of Students:	20
Black	9
White	11
Hispanic	0
Asian	0
Native American	0
Grade:	First
Teacher:	R. Conner
Total Number of Students	18
Black	5
White	12
Hispanic	1
Asian	0
Native American	0
Grade:	First
Teacher:	Y. Hampton
Total Number of Students:	21
Black	7
White	14
Hispanic	0
Asian	0
Native American	0
Grade:	First
Teacher:	P. Smith

Total Number of Students: 19
Black 8
White 11
Hispanic 0
Asian 0
Native American 0

Grade: Second
Teacher: S. Blair

Total Number of Students: 15
Black 6
White 9
Hispanic 0
Asian 0
Native American 0

Grade: Second
Teacher: N. Darnell

Total Number of Students: 17
Black 5
White 11
Hispanic 1
Asian 0
Native American 0

Grade: Second
Teacher: R. Darnell

Total Number of Students: 18
Black 4
White 13
Hispanic 1
Asian 0
Native American 0

Grade: Second
Teacher: L. Nicholson

Total Number of Students: 17
Black 5
White 11
Hispanic 1
Asian 0
Native American 0

Grade: Second
Teacher: R. Pittman

Total Number of Students: 18
Black 6
White 11
Hispanic 1
Asian 0
Native American 0

Grade: Second
Teacher: P. Walker

Total Number of Students: 18
Black 5
White 11
Hispanic 2
Asian 0

Native American 0

Grade: Third
Teacher: F. Edwards

Total Number of Students: 24

Black	11
White	12
Hispanic	0
Asian	1
Native American	0

Grade: Third
Teacher: D. May

Total Number of Students: 23

Black	7
White	14
Hispanic	2
Asian	0
Native American	0

Grade: Third
Teacher: C. Whitehead

Total Number of Students: 21

Black	5
White	15
Hispanic	1
Asian	0
Native American	0

Grade: Fourth
Teacher: J. Gant

Total Number of Students: 26

Black	12
White	14
Hispanic	0
Asian	0
Native American	0

Grade: Fourth
Teacher: T. Fletcher

Total Number of Students: 21

Black	6
White	14
Hispanic	1
Asian	0
Native American	0

Grade: Fourth
Teacher: P. Bailey

Total Number of Students: 22

Black	5
White	15
Hispanic	2
Asian	0
Native American	0

Grade: Fourth
Teacher: S. Underwood

Total Number of Students: 21

Black	7
White	13
Hispanic	1
Asian	0

Native American 0

Grade: Fourth
 Teacher: L. Conley
 Total Number of Students: 19
 Black 6
 White 13
 Hispanic 0
 Asian 0
 Native American 0

Grade: Fourth
 Teacher: K. Roehm
 Total Number of Students: 24
 Black 5
 White 15
 Hispanic 4
 Asian 0
 Native American 0

Grade: SPED
 Teacher: K. DeBerry
 Total Number of Students: 4
 Black 2
 White 1
 Hispanic 1
 Asian 0
 Native American 0

Grade: SPED
 Teacher: C. Tyree
 Total Number of Students: 1
 Black 1
 White 0
 Hispanic 0
 Asian 0
 Native American 0

Grade: SPED (Fourth & Fifth)
 Teacher: T. Holmes
 1st Period Total number of students 3
 Black 0
 White 3
 Hispanic 0
 Asian 0
 Native American 0

2nd Period Total number of students 6
 Black 0
 White 6
 Hispanic 0
 Asian 0
 Native American 0

3rd Period Total number of students 9
 Black 1
 White 8
 Hispanic 0
 Asian 0
 Native American 0

4th Period Total number of students: 1
 Black 0
 White 1

Hispanic		0
Asian		0
Native American		0
5 th Period		Total number of students 10
Black		1
White	9	
Hispanic		0
Asian		0
Native American		0
6 th Period		Total number of students 9
Black		1
White	8	
Hispanic		0
Asian		0
Native American		0
7 th Period		Conference
Grade:	Fifth	
Teacher:		K. Michaels
1 st Period		Total number of students 27
Black		9
White		17
Hispanic	1	
Asian		0
Native American		0
2 nd Period		Total number of students 27
Black		9
White	17	
Hispanic		1
Asian		0
Native American		0
3 rd Period		Total number of students 27
Black		9
White		17
Hispanic	1	
Asian		0
Native American		0
4 th Period		Total number of students 28
Black		10
White	17	
Hispanic		1
Asian		0
Native American		0
5 th Period		Total number of students 29
Black		12
White		16
Hispanic		1
Asian		0
Native American		0
6 th Period		Total number of students 29
Black		13
White	15	
Hispanic		1
Asian		0
Native American		0

7 th Period		Conference
Grade:	Fifth	
Teacher:		K. Pierce
1 st Period		Total number of students 29
Black		12
White		16
Hispanic	1	
Asian		0
Native American		0
2 nd Period		Total number of students 29
Black		12
White	16	
Hispanic		1
Asian		0
Native American		0
3 rd Period		Total number of students 29
Black		12
White		16
Hispanic	1	
Asian		0
Native American		0
4 th Period		Total number of students 28
Black		11
White	16	
Hispanic		1
Asian		0
Native American		0
5 th Period		Total number of students 28
Black		9
White		8
Hispanic		1
Asian		0
Native American		0
6 th Period		Total number of students 28
Black		9
White	18	
Hispanic		1
Asian		0
Native American		0
7 th Period		Conference
Grade:	Sixth	
Teacher:		I. Porters
1 st Period		Total number of students 19
Black		10
White		9
Hispanic	0	
Asian		0
Native American		0
2 nd Period		Total number of students 24
Black		11
White	12	
Hispanic		1
Asian		0
Native American		0

3 rd Period		Total number of students 24
Black		9
White		12
Hispanic	3	
Asian		0
Native American		0

4 th Period		Total number of students 24
Black		6
White	16	
Hispanic		2
Asian		0
Native American		0

5 th Period		Total number of students 20
Black		10
White		10
Hispanic		0
Asian		0
Native American		0

6th Period Conference

7 th Period		Total number of students 18
Black		8
White	9	
Hispanic		1
Asian		0
Native American		0

Grade: Second to Sixth (GIFTED)

Teacher:		S. Porter
1 st Period		Total number of students 43
Black		6
White		34
Hispanic		3
Asian		0
Native American		0

2 nd Period		Total number of students 13
Black		3
White	10	
Hispanic		1
Asian		0
Native American		0

3rd Period Conference

Grade:	SPED	
Teacher:		M. Brown
1 st Period		Total number of students 11
Black		3
White		8
Hispanic	0	
Asian		0
Native American		0

2 nd Period		Total number of students 11
Black		3
White	8	
Hispanic		0
Asian		0
Native American		0

3 rd Period		Total number of students 8
Black		2
White		6
Hispanic	0	
Asian		0
Native American		0

4 th Period		Total number of students 3
Black		1
White	2	
Hispanic		0
Asian		0
Native American		0

5 th Period		Total number of students 3
Black		0
White		1
Hispanic		2
Asian		0
Native American		0

6 th Period		Total number of students 5
Black		1
White	4	
Hispanic		0
Asian		0
Native American		0

7 th Period		Conference
------------------------	--	------------

Grade:		Sixth – Eighth SPED
Teacher:		C. Fitzpatrick
1 st Period		Total number of students 2
Black		2
White		0
Hispanic	0	
Asian		0
Native American		0

2 nd Period		Total number of students 5
Black		2
White	3	
Hispanic		0
Asian		0
Native American		0

3 rd Period		Total number of students 5
Black		2
White		3
Hispanic	0	
Asian		0
Native American		0

4 th Period		Conference
------------------------	--	------------

5 th Period		Total number of students 3
Black		0
White	3	
Hispanic		0
Asian		0
Native American		0

6 th Period		Total number of students 2
------------------------	--	----------------------------

Black		1
White	1	
Hispanic		0
Asian		0
Native American		0
7 th Period		Total number of students 9
Black		3
White	6	
Hispanic		0
Asian		0
Native American		0
Grade:	Fifth	
Teacher:		P. Baker
1 st Period		Total number of students 25
Black		9
White		15
Hispanic	1	
Asian		0
Native American		0
2 nd Period		Total number of students 25
Black		9
White	15	
Hispanic		1
Asian		0
Native American		0
3 rd Period		Total number of students 25
Black		9
White		15
Hispanic	1	
Asian		0
Native American		0
4 th Period		Total number of students 23
Black		8
White	14	
Hispanic		1
Asian		0
Native American		0
5 th Period		Total number of students 28
Black		13
White		15
Hispanic		0
Asian		0
Native American		0
6 th Period		Total number of students 28
Black		13
White	15	
Hispanic		0
Asian		0
Native American		0
7 th Period		Conference
Grade:	Fifth	
Teacher:		C. Dotson
1 st Period		Total number of students 29
Black		13
White		16

Hispanic	0	
Asian		0
Native American		0
2 nd Period		Total number of students 29
Black		13
White	16	
Hispanic		0
Asian		0
Native American		0
3 rd Period		Total number of students 29
Black	13	
White	16	
Hispanic	0	
Asian		0
Native American		0
4 th Period		Total number of students 29
Black		13
White	16	
Hispanic		0
Asian		0
Native American		0
5 th Period		Total number of students 25
Black		9
White		15
Hispanic		1
Asian		0
Native American		0
6 th Period		Total number of students 27
Black		9
White	17	
Hispanic		1
Asian		0
Native American		0
7 th Period		Conference
Grade:	Fifth	
Teacher:		A. Mabry
1 st Period		Total number of students 26
Black		13
White		13
Hispanic	0	
Asian		0
Native American		0
2 nd Period		Total number of students 26
Black		13
White	13	
Hispanic		0
Asian		0
Native American		0
3 rd Period		Total number of students 26
Black		13
White	13	
Hispanic	0	
Asian		0
Native American		0

4 th Period		Total number of students 21
Black		7
White	13	
Hispanic		1
Asian		0
Native American		0
5 th Period		Total number of students 21
Black		7
White		13
Hispanic		1
Asian		0
Native American		0
6 th Period		Total number of students 21
Black		7
White	13	
Hispanic		1
Asian		0
Native American		0
7 th Period		Conference
Grade:	Sixth	
Teacher:		D. Anglin
1 st Period		Total number of students 17
Black		11
White		6
Hispanic	0	
Asian		0
Native American		0
2 nd Period		Total number of students 18
Black		8
White	10	
Hispanic		1
Asian		0
Native American		0
3 rd Period		Total number of students 25
Black	14	
White	10	
Hispanic	1	
Asian		0
Native American		0
4 th Period		Total number of students 24
Black		9
White	13	
Hispanic		2
Asian		0
Native American		0
5 th Period		Total number of students 19
Black		9
White	9	
Hispanic		1
Asian		0
Native American		0
6 th Period		Total number of students 26
Black		6
White	18	
Hispanic		2

Asian	0
Native American	0
7 th Period	Conference
Grade:	Sixth & Seventh
Teacher:	R. Cox
1 st Period	Total number of students 24
Black	7
White	15
Hispanic	2
Asian	0
Native American	0
2 nd Period	Total number of students 14
Black	5
White	8
Hispanic	1
Asian	0
Native American	0
3 rd Period	Conference
(Periods 4 th -7 th – Teaching at Independence High School)	
Grade:	Sixth
Teacher:	C. Williams
1 st Period	Total number of students 15
Black	7
White	7
Hispanic	1
Asian	0
Native American	0
2 nd Period	Total number of students 23
Black	7
White	15
Hispanic	1
Asian	0
Native American	0
3 rd Period	Conference
4 th Period	Total number of students 28
Black	13
White	15
Hispanic	0
Asian	0
Native American	0
5 th Period	Total number of students 20
Black	10
White	8
Hispanic	2
Asian	0
Native American	0
6 th Period	Total number of students 18
Black	8
White	8
Hispanic	2
Asian	0
Native American	0
7 th Period	Total number of students 26

Black		10
White	14	
Hispanic		2
Asian		0
Native American		0
Grade:	Sixth	
Teacher:		J. Ray
1 st Period		Total number of students 16
Black		8
White		6
Hispanic	2	
Asian		0
Native American		0
2 nd Period		Total number of students 22
Black		10
White	10	
Hispanic		2
Asian		0
Native American		0
3 rd Period		Total number of students 25
Black		7
White	16	
Hispanic	2	
Asian		0
Native American		0
4 th Period		Total number of students 19
Black		11
White	7	
Hispanic		1
Asian		0
Native American		0
5 th Period		Conference
6 th Period		Total number of students 25
Black		10
White	14	
Hispanic		1
Asian		0
Native American		0
7 th Period		Total number of students 21
Black		9
White	12	
Hispanic		0
Asian		0
Native American		0
Grade:	Sixth	
Teacher:		J. West
1 st Period		Total number of students 21
Black		5
White		15
Hispanic	1	
Asian		0
Native American		0
2 nd Period		Total number of students 25
Black		11
White	13	

Hispanic		1
Asian		0
Native American		0
3 rd Period		Total number of students 18
Black		12
White		6
Hispanic	0	
Asian		0
Native American		0
4 th Period		Conference
5 th Period		Total number of students 20
Black		8
White	11	
Hispanic		1
Asian		0
Native American		0
6 th Period		Total number of students 23
Black		12
White	10	
Hispanic		1
Asian		0
Native American		0
7 th Period		Total number of students 22
Black		10
White	11	
Hispanic		1
Asian		0
Native American		0
Grade:	Seventh	
Teacher:	K. Thompson	
1 st Period		Total number of students 21
Black		3
White		18
Hispanic	0	
Asian		0
Native American		0
2 nd Period		Total number of students 14
Black		5
White	9	
Hispanic		0
Asian		0
Native American		0
3 rd Period		Total number of students 21
Black		10
White		11
Hispanic	0	
Asian		0
Native American		0
4 th Period		Total number of students 20
Black		6
White	13	
Hispanic		1
Asian		0
Native American		0

5th Period Conference

6th Period Total number of students 30
 Black 8
 White 22
 Hispanic 0
 Asian 0
 Native American 0

7th Period Total number of students 22
 Black 8
 White 14
 Hispanic 0
 Asian 0
 Native American 0

Grade: Seventh
 Teacher: R. Hunter

1st Period Total number of students 22
 Black 9
 White 12
 Hispanic 1
 Asian 0
 Native American 0

2nd Period Total number of students 19
 Black 6
 White 13
 Hispanic 0
 Asian 0
 Native American 0

3rd Period Total number of students 19
 Black 6
 White 13
 Hispanic 0
 Asian 0
 Native American 0

4th Period Conference

5th Period Total number of students 18
 Black 6
 White 12
 Hispanic 0
 Asian 0
 Native American 0

6th Period Total number of students 15
 Black 6
 White 9
 Hispanic 0
 Asian 0
 Native American 0

7th Period Total number of students 20
 Black 5
 White 15
 Hispanic 0
 Asian 0
 Native American 0

Grade: Seventh
 Teacher: M. Kinard

1 st Period		Conference
2 nd Period		Total number of students 23
Black		7
White	16	
Hispanic		0
Asian		0
Native American		0
3 rd Period		Total number of students 32
Black		11
White		21
Hispanic	0	
Asian		0
Native American		0
4 th Period		Total number of students 17
Black		8
White	8	
Hispanic		1
Asian		0
Native American		0
5 th Period		Total number of students 20
Black		7
White		12
Hispanic		1
Asian		0
Native American		0
6 th Period		Total number of students 18
Black		9
White	9	
Hispanic		0
Asian		0
Native American		0
7 th Period		Total number of students 19
Black		6
White	12	
Hispanic		1
Asian		0
Native American		0
Grade:	Seventh	
Teacher:	L. Jamison	
1 st Period		Total number of students 8
Black		7
White		1
Hispanic		0
Asian		0
Native American		0
2 nd Period		Conference
3 rd Period		Total number of students 23
Black		4
White		19
Hispanic	0	
Asian		0
Native American		0
4 th Period		Total number of students 19
Black		4

White	15	
Hispanic		0
Asian		0
Native American		0
5 th Period		Total number of students 22
Black		11
White		10
Hispanic		1
Asian		0
Native American		0
6 th Period		Total number of students 16
Black		8
White	8	
Hispanic		0
Asian		0
Native American		0
7 th Period		Total number of students 18
Black		5
White		13
Hispanic		0
Asian		0
Native American		0
Grade:	Seventh	
Teacher:		A. Reeves
1 st Period		Total number of students 23
Black		7
White		16
Hispanic	0	
Asian		0
Native American		0
2 nd Period		Total number of students 14
Black		5
White	9	
Hispanic		0
Asian		0
Native American		0
3 rd Period		Conference
4 th Period		Total number of students 21
Black		7
White	14	
Hispanic		0
Asian		0
Native American		0
5 th Period		Total number of students 22
Black		4
White		18
Hispanic		0
Asian		0
Native American		0
6 th Period		Total number of students 17
Black		7
White	10	
Hispanic		0
Asian		0
Native American		0

7 th Period		Total number of students 15
Black		7
White	8	
Hispanic		0
Asian		0
Native American		0

Grade:		Seventh
Teacher:		J. Self
1 st Period		Total number of students 23
Black		5
White		18
Hispanic	0	
Asian		0
Native American		0

2 nd Period		Total number of students 14
Black		4
White	10	
Hispanic		0
Asian		0
Native American		0

3 rd Period		Total number of students 23
Black		9
White		13
Hispanic	1	
Asian		0
Native American		0

4 th Period		Total number of students 18
Black		7
White	11	
Hispanic		0
Asian		0
Native American		0

5th Period Conference

6 th Period		Total number of students 20
Black		3
White	16	
Hispanic		1
Asian		0
Native American		0

7 th Period		Total number of students 20
Black		6
White	14	
Hispanic		0
Asian		0
Native American		0

Strayhorn School
(Strayhorn Elem.)

Grade:		Kindergarten
Teacher:		K. Edwards
Total Number of Students:	20	
Black		0
White		20
Hispanic		0

Asian 0
Native American 0

Grade: Kindergarten
Teacher: M. Lacefield
Total Number of Students: 22
Black 1
White 21
Hispanic 0
Asian 0
Native American 0

Grade: Kindergarten
Teacher: V. Newson
Total Number of Students: 21
Black 2
White 14
Hispanic 5
Asian 0
Native American 0

Grade: SPED (Elem.)
Teacher: A. Ross
1st Period Total number of students 3
Black 0
White 3
Hispanic 0
Asian 0
Native American 0

2nd Period Total number of students 2
Black 0
White 2
Hispanic 0
Asian 0
Native American 0

3rd Period Total number of students 2
Black 0
White 2
Hispanic 0
Asian 0
Native American 0

4th Period Total number of students 5
Black 0
White 5
Hispanic 0
Asian 0
Native American 0

5th Period Total number of students 5
Black 0
White 5
Hispanic 0
Asian 0
Native American 0

6th Period Total number of students 3
Black 0
White 3
Hispanic 0
Asian 0
Native American 0

7th Period Conference

Grade: Gifted (Second – Sixth)
 Teacher: K. Grant
 Total Number of Students 50
 Black 2
 White 46
 Hispanic 1
 Asian 1
 Native American 0

Grade: SPED
 Teacher: J. Sprayberry
 1st Period Total number of students 3
 Black 0
 White 3
 Hispanic 0
 Asian 0
 Native American 0

2nd Period Total number of students 3
 Black 0
 White 3
 Hispanic 0
 Asian 0
 Native American 0

3rd Period Total number of students 1
 Black 0
 White 1
 Hispanic 0
 Asian 0
 Native American 0

4th Period Total number of students 3
 Black 0
 White 3
 Hispanic 0
 Asian 0
 Native American 0

5th Period Total number of students 4
 Black 0
 White 4
 Hispanic 0
 Asian 0
 Native American 0

6th Period Total number of students 3
 Black 0
 White 3
 Hispanic 0
 Asian 0
 Native American 0

7th Period Conference

Grade: First
 Teacher: L. Parker
 Total Number of Students: 19
 Black 1
 White 15
 Hispanic 3

Asian 0
Native American 0

Grade: Kindergarten
Teacher: B. Phillips
Total Number of Students: 20
Black 0
White 20
Hispanic 0
Asian 0
Native American 0

Grade: First
Teacher: C. Hamrick
Total Number of Students: 16
Black 0
White 16
Hispanic 2
Asian 0
Native American 0

Grade: First
Teacher: B. Rhodes
Total Number of Students: 18
Black 0
White 18
Hispanic 0
Asian 0
Native American 0

Grade: First
Teacher: A. Sowell
Total Number of Students: 21
Black 2
White 18
Hispanic 1
Asian 0
Native American 0

Grade: First
Teacher: C. Veasey
Total Number of Students: 19
Black 0
White 19
Hispanic 0
Asian 0
Native American 0

Grade: First
Teacher: M. Young
Total Number of Students: 20
Black 4
White 16
Hispanic 0
Asian 0
Native American 0

Grade: Second
Teacher: S. Moyer
Total Number of Students: 23
Black 5
White 18
Hispanic 0
Asian 0

Native American	1
Grade:	Second
Teacher:	K. Ricks
Total Number of Students:	24
Black	5
White	19
Hispanic	0
Asian	0
Native American	0

Grade:	Second
Teacher:	R. Wright
Total Number of Students:	22
Black	0
White	22
Hispanic	0
Asian	0
Native American	0

Grade:	Second
Teacher:	C. Veazey
Total Number of Students:	19
Black	0
White	19
Hispanic	0
Asian	0
Native American	0

Grade:	Second
Teacher:	W. Lentz
Total Number of Students:	21
Black	0
White	21
Hispanic	0
Asian	0
Native American	0

Grade:	Third
Teacher:	B. Malin
Total Number of Students:	28
Black	4
White	24
Hispanic	0
Asian	0
Native American	0

Grade:	Third
Teacher:	T. Towns
Total Number of Students:	26
Black	5
White	19
Hispanic	2
Asian	0
Native American	0

Grade:	Third
Teacher:	K. Woolfolk
Total Number of Students:	27
Black	3
White	23
Hispanic	1
Asian	0

Native American		0	
Grade:	Fifth		
Teacher:		K. Begrin	
1 st Period		Total Number of Students	28
Black	0		
White		26	
Hispanic		2	
Asian		0	
Native American		0	
2 nd Period		Total Number of Students	28
Black	0		
White		26	
Hispanic		2	
Asian		0	
Native American		0	
3 rd Period		Total Number of Students	30
Black		3	
White		27	
Hispanic		0	
Asian		0	
Native American		0	
4 th Period		Conference	
5 th Period		Total Number of Students	30
Black		3	
White		27	
Hispanic		0	
Asian		0	
Native American		0	
6 th Period		Total Number of Students	28
Black		2	
White		25	
Hispanic		1	
Asian		0	
Native American		0	
7 th Period		Total Number of Students	28
Black		2	
White		25	
Hispanic		1	
Asian		0	
Native American		0	
Grade:	Fifth		
Teacher:		T. Justo	
1 st Period		Total Number of Students	30
Black	3		
White		27	
Hispanic		0	
Asian		0	
Native American		0	
2 nd Period		Total Number of Students	30
Black	3		
White		27	
Hispanic		0	
Asian		0	
Native American		0	

3 rd Period	Total Number of Students	28
Black	2	
White	25	
Hispanic	1	
Asian	0	
Native American	0	

4th Period Conference

5 th Period	Total Number of Students	28
Black	2	
White	25	
Hispanic	1	
Asian	0	
Native American	0	

6 th Period	Total Number of Students	28
Black	0	
White	26	
Hispanic	2	
Asian	0	
Native American	0	

7 th Period	Total Number of Students	28
Black	0	
White	26	
Hispanic	2	
Asian	0	
Native American	0	

Grade: Fourth
 Teacher: M. Raper
 1st Period Conference

2 nd Period	Total Number of Students	22
Black	3	
White	15	
Hispanic	4	
Asian	0	
Native American	0	

3 rd Period	Total Number of Students	22
Black	3	
White	15	
Hispanic	4	
Asian	0	
Native American	0	

4 th Period	Total Number of Students	22
Black	3	
White	15	
Hispanic	4	
Asian	0	
Native American	0	

5 th Period	Total Number of Students	20
Black	1	
White	19	
Hispanic	0	
Asian	0	
Native American	0	

6 th Period	Total Number of Students	20
Black	1	

White	19
Hispanic	0
Asian	0
Native American	0

7 th Period	Total Number of Students 20
Black	1
White	19
Hispanic	0
Asian	0
Native American	0

Grade:	Fourth
Teacher:	J. Inman
1 st Period	Conference

2 nd Period	Total Number of Students 20
Black	2
White	17
Hispanic	0
Asian	1
Native American	0

3 rd Period	Total Number of Students 20
Black	2
White	17
Hispanic	0
Asian	1
Native American	0

4 th Period	Total Number of Students 20
Black	2
White	17
Hispanic	0
Asian	1
Native American	0

5 th Period	Total Number of Students: 19
Black	1
White	18
Hispanic	0
Asian	0
Native American	0

6 th Period	Total Number of Students: 19
Black	1
White	18
Hispanic	0
Asian	0
Native American	0

7 th Period	Total Number of Students: 19
Black	1
White	18
Hispanic	0
Asian	0
Native American	0

Grade:	Fourth
Teacher:	D. Phelps
1 st Period	Conference

2 nd Period	Total Number of Students 19
Black	1

White	18
Hispanic	0
Asian	0
Native American	0

3 rd Period	Total Number of Students 19
Black	1
White	18
Hispanic	0
Asian	0
Native American	0

4 th Period	Total Number of Students 19
Black	1
White	18
Hispanic	0
Asian	0
Native American	0

5 th Period	Total Number of Students 20
Black	2
White	17
Hispanic	0
Asian	1
Native American	0

6 th Period	Total Number of Students 20
Black	2
White	17
Hispanic	0
Asian	1
Native American	0

7 th Period	Total Number of Students: 20
Black	2
White	17
Hispanic	0
Asian	1
Native American	0

Grade:	Fourth
Teacher:	S. Yow
1 st Period	Conference

2 nd Period	Total Number of Students 20
Black	1
White	19
Hispanic	0
Asian	0
Native American	0

3 rd Period	Total Number of Students 20
Black	1
White	19
Hispanic	0
Asian	0
Native American	0

4 th Period	Total Number of Students 20
Black	1
White	19
Hispanic	0
Asian	0
Native American	0

5 th Period	Total Number of Students 22
Black	3
White	15
Hispanic	4
Asian	0
Native American	0

6 th Period	Total Number of Students 22
Black	3
White	15
Hispanic	4
Asian	0
Native American	0

7 th Period	Total Number of Students 22
Black	3
White	15
Hispanic	4
Asian	0
Native American	0

Grade:	Fifth
Teacher:	M. Lentz
1 st Period	Total Number of Students: 28
Black	2
White	25
Hispanic	1
Asian	0

2 nd Period	Total Number of Students 28
Black	2
White	25
Hispanic	1
Asian	0
Native American	0

3 rd Period	Total Number of Students 28
Black	0
White	26
Hispanic	2
Asian	0
Native American	0

4 th Period	Conference
------------------------	------------

5 th Period	Total Number of Students 28
Black	0
White	26
Hispanic	2
Asian	0
Native American	0

6 th Period	Total Number of Students 30
Black	3
White	27
Hispanic	0
Asian	0
Native American	0

7 th Period	Total Number of Students 30
Black	3
White	27
Hispanic	0

Asian	0
Native American	0
Grade:	Sixth
Teacher:	C. Ricks
1 st Period	Total Number of Students: 25
Black	2
White	23
Hispanic	0
Asian	0
Native American	0
2 nd Period	Total Number of Students 25
Black	2
White	23
Hispanic	0
Asian	0
Native American	0
3 rd Period	Total Number of Students 25
Black	3
White	21
Hispanic	1
Asian	0
Native American	0
4 th Period	Total Number of Students 25
Black	3
White	21
Hispanic	1
Asian	0
Native American	0
5 th Period	Conference
6 th Period	Total Number of Students 26
Black	5
White	20
Hispanic	1
Asian	0
Native American	0
7 th Period	Total Number of Students 26
Black	5
White	20
Hispanic	1
Asian	0
Native American	0
Grade:	Sixth
Teacher:	T. Crafton
1 st Period	Total Number of Students 24
Black	3
White	20
Hispanic	1
Asian	0
Native American	0
2 nd Period	Total Number of Students 24
Black	3
White	20
Hispanic	1
Asian	0
Native American	0

3 rd Period		Total Number of Students 26
Black		5
White		20
Hispanic		1
Asian		0
Native American	0	

4 th Period		Total Number of Students 26
Black		5
White		20
Hispanic		1
Asian		0
Native American	0	

5th Period Conference

6 th Period		Total Number of Students 25
Black		2
White		23
Hispanic		0
Asian		0
Native American	0	

7 th Period		Total Number of Students 25
Black		2
White		23
Hispanic		0
Asian		0
Native American	0	

Grade:	Sixth	
Teacher:	F. King	
1 st Period		Total Number of Students: 26
Black		5
White		20
Hispanic		1
Asian		0
Native American	0	

2 nd Period		Total Number of Students 26
Black		5
White		20
Hispanic		1
Asian		0
Native American	0	

3 rd Period		Total Number of Students 25
Black		2
White		23
Hispanic		0
Asian		0
Native American	0	

4 th Period		Total Number of Students 25
Black		2
White		23
Hispanic		0
Asian		0
Native American	0	

5th Period Conference

6 th Period		Total Number of Students 24
------------------------	--	-----------------------------

Black		3
White		20
Hispanic		1
Asian		0
Native American	0	
7 th Period		Total Number of Students 24
Black		3
White		20
Hispanic		1
Asian		0
Native American	0	

Strayhorn High School

Grade:	Seventh & Eighth
Teacher:	C. Twilley
1 st Period	Total Number of Students 12
Black	1
White	11
Hispanic	0
Asian	0
Native American	0

2 nd Period	Total number of Students 12
Black	1
White	11
Hispanic	0
Asian	0
Native American	0

3 rd Period	Total number of Students 12
Black	1
White	11
Hispanic	0
Asian	0
Native American	0

4 th Period	Total number of Students 12
Black	1
White	11
Hispanic	0
Asian	0
Native American	0

5th Period Conference

6 th Period	Total number of Students 12
Black	1
White	11
Hispanic	0
Asian	0
Native American	0

7 th Period	Total number of Students 12
Black	1
White	11
Hispanic	0
Asian	0
Native American	0

Grade:	SPED
Teacher	J. Jarreau
1 st Period	Total Number of Students 2

Black		0
White		2
Hispanic		0
Asian		0
Native American		0
2 ⁿ Period		Total Number of Students 2
Black		0
White		2
Hispanic		0
Asian		0
Native American		0
3 rd Period		Total Number of Students 11
Black		1
White		10
Hispanic		0
Asian		0
Native American		0
4 th Period		Total Number of Students 11
Black		1
White		0
Asian		0
Native American		0
5 th Period		Conference
6 th Period		Total Number of Students 11
Black		1
White		10
Hispanic		0
Asian		0
Native American		0
7 th Period		Total Number of Students 11
Black		1
White		0
Hispanic		0
Asian		0
Native American		0
Grade:	Eighth	
Teacher:	J. Barron	
1 st Period		Total Number of Students 28
Black		2
White		25
Hispanic		1
Asian		0
Native American	0	
2 nd Period		Total Number of Students 15
Black		1
White	13	
Hispanic		1
Asian		0
Native American		0
3 rd Period		Total Number of Students 25
Black		3
White	21	
Hispanic		1
Asian		0
Native American		1

4 th Period		Total Number of Students 21
Black		1
White		19
Hispanic		1
Asian		0
Native American	0	
5 th Period		Conference
6 th Period		Total Number of Students 25
Black		1
White	23	
Hispanic		1
Asian		0
Native American		0
7 th Period		Total Number of Students 29
Black		2
White	27	
Hispanic		0
Asian		0
Native American		0
Teacher:		L. Badgett
Grade:	Ninth – Twelfth (SPED)	
1 st Period		Total Number of Students 6
Black		0
White		5
Hispanic		1
Asian		0
Native American	0	
2 nd Period		Total Number of Students 23
Black		4
White	17	
Hispanic		2
Asian		0
Native American		0
3 rd Period		Total Number of Students 25
Black		1
White	23	
Hispanic		1
Asian		0
Native American		0
4 th Period		Total Number of Students 21
Black		1
White		19
Hispanic		1
Asian		0
Native American	0	
5 th Period		Conference
6 th Period		Total Number of Students 4
Black		0
White	4	
Hispanic		0
Asian		0
Native American		0
7 th Period		Total Number of Students 21

Black		2
White	20	
Hispanic		0
Asian		0
Native American		0
Teacher:		O. Jones
Grade:		Ninth – Twelfth
1 st Period		Total Number of Students 22
Black		0
White		22
Hispanic		0
Asian		0
Native American	0	
2 nd Period		Total Number of Students 2
Black		0
White	2	
Hispanic		0
Asian		0
Native American		0
3 rd Period		Total Number of Students 5
Black		0
White	5	
Hispanic		0
Asian		0
Native American		0
4 th Period		Conference
5 th Period		Total Number of Students 27
Black		4
White	23	
Hispanic		0
Asian		0
Native American		0
6 th Period		Total Number of Students 24
Black		0
White	24	
Hispanic		0
Asian		0
Native American		0
7 th Period		Total Number of Students 24
Black		0
White	24	
Hispanic		0
Asian		0
Native American		0
Teacher:		S. Manning
Grade:		Seventh - Twelfth
1 st Period		Total Number of Students 10
Black		0
White		10
Hispanic		0
Asian		0
Native American	0	
2 nd Period		Total Number of Students 10
Black		0
White	10	

Hispanic		0
Asian		0
Native American		0
3 rd Period		Total Number of Students 7
Black		0
White	7	
Hispanic		0
Asian		0
Native American		0
4 th Period		Total Number of Students 7
Black		0
White		7
Hispanic		0
Asian		0
Native American	0	
5 th Period		Conference
6 th Period		Total Number of Students 4
Black		0
White	4	
Hispanic		0
Asian		0
Native American		0
7 th Period		Total Number of Students 10
Black		0
White	10	
Hispanic		0
Asian		0
Native American		0
Teacher:		D. Collins
Grade:		Seventh & Eighth
1 st Period		Total Number of Students 24
Black		4
White		20
Hispanic		0
Asian		0
Native American	0	
2 nd Period		Total Number of Students 24
Black		0
White	23	
Hispanic		1
Asian		0
Native American		0
3 rd Period		Total Number of Students 27
Black		0
White	26	
Hispanic		1
Asian		0
Native American		0
4 th Period		Total Number of Students 13
Black		0
White		13
Hispanic		0
Asian		0
Native American	0	

5 th Period		Conference
6 th Period		Total Number of Students 36 (P.E.)
Black		1
White	35	
Hispanic		0
Asian		0
Native American		0

7 th Period		Total Number of Students 13
Black		11
White	1	
Hispanic		1
Asian		0
Native American		0

Grade:	Seventh	
Teacher:	J. Gayden	
1 st Period		Total Number of Students 22
Black		0
White		22
Hispanic		0
Asian		0
Native American		0

2 nd Period		Total Number of Student 27
Black		2
White		24
Hispanic		1
Asian		0
Native American		0

3 rd Period		Total Number of Students 26
Black	2	
White		23
Hispanic		1
Asian		0
Native American	0	

4 th Period		Total Number of Students 18
Black		2
White	15	
Hispanic		1
Asian		0
Native American		0

5 th Period		Total Number of Students 29
Black		1
White	27	
Hispanic		1
Asian		0
Native American		0

6 th Period		Total Number of Students 20
Black		3
White	17	
Hispanic		0
Asian		0
Native American		0

Grade:	Seventh – Twelfth	
Teacher:	M. Berry	
1 st Period		Total Number of Students 20
Black		0

White	18	
Hispanic		2
Asian		0
Native American		0
2 nd Period		Total Number of Students 24
Black		2
White	22	
Hispanic	0	
Asian	0	
Native American	0	
3 rd Period		Conference
4 th Period		Total Number of Students 31
Black		2
White		29
Hispanic		0
Asian		0
Native American		0
5 th Period		Total Number of Students 26
Black		1
White	24	
Hispanic		1
Asian		0
Native American		0
6 th Period		Total Number of Students 21
Black		1
White	18	
Hispanic		2
Asian		0
Native American		0
7 th Period		Total Number of Students 24
Black		5
White	19	
Hispanic		0
Asian		0
Native American	0	
Grade:		Seventh - Ninth
Teacher:		S. Frazier
1 st Period		Total Number of Students 26
Black		4
White		21
Hispanic		1
Asian		0
Native American	0	
2 nd Period		Total Number of Students 9
Black		1
White		8
Hispanic		0
Asian		0
Native American		0
3 rd Period		Total Number of Students 21
Black		2
White		19
Hispanic		0
Asian		0
Native American		0

4 th Period		Total Number of Students 31
Black		1
White	29	
Hispanic		1
Asian		0
Native American		0

5 th Period		Total Number of Students 29
Black		5
White	22	
Hispanic		2
Asian		0
Native American		0

6th Period Conference

7 th Period		Total Number of Students 30
Black		1
White		27
Hispanic		2
Asian		0
Native American	0	

Teacher: M. Carter
 Grades: Eighth – Twelfth

1 st Period		Total Number of Students 15
Black		0
White		14
Hispanic		1
Asian		0
Native American	0	

2 nd Period		Total Number of Students 21
Black		0
White		21
Hispanic		0
Asian		0
Native American		0

3rd Period Conference

4 th Period		Total Number of Students 20
Black		5
White	14	
Hispanic		1
Asian		0
Native American		0

5 th Period		Total Number of Students 20
Black		5
White	14	
Hispanic		1
Asian		0
Native American		0

6 th Period		Total Number of Students 9
Black		2
White	7	
Hispanic		0
Asian		0
Native American		0

7th Period Total Number of Students 7

Black		0
White	7	
Hispanic		0
Asian		0
Native American		0
Teacher:		R. Collins
Grade:		Ninth – Twelfth
(Taught only 3 class periods)		
4 th Period		Conference
5 th Period		Total Number of Students 15
Black		0
White		14
Hispanic		1
Asian	0	
Native American	0	
6 th Period		Total Number of Students 15
Black		0
White	15	
Hispanic		0
Asian		0
Native American		0
7 th Period		Total Number of Students 15
Black		1
White	14	
Hispanic	0	
Asian		0
Native American		0
Grade:		Ninth– Twelfth
Teacher:		C. Floyd
1 st Period		Total Number of Students 16
Black		1
White		14
Hispanic		1
Asian		0
Native American		0
2 nd Period		Total Number of Students 11
Black		1
White		9
Hispanic		1
Asian		0
Native American		0
3 rd Period		Total Number of Students 22
Black		2
White	19	
Hispanic		1
Asian		0
Native American		0
(Mr. Floyd also teaches @ CAC)		
Grade:		Tenth – Twelfth
Teacher:		B. Boyd
1 st Period		Total Number of Students 18
Black		2
White		16
Hispanic		0
Asian	0	
Native American	0	

2 nd Period		Total Number of Students 19
Black		2
White	17	
Hispanic		0
Asian		0
Native American		0

3rd Period Conference

4 th Period		Total Number of Students 23
Black		2
White	21	
Hispanic		0
Asian		0
Native American	0	

5 th Period		Total Number of Students 20
Black		1
White	15	
Hispanic		0
Asian		0
Native American		0

6 th Period		Total Number of Students 12
Black		0
White	12	
Hispanic		0
Asian		0
Native American		0

7th Period Coach of Athletics

Grade:	J. Underwood
Teacher:	Seventh – Twelfth
1 st Period	Total Number of Students 4
Black	0
White	4
Hispanic	0
Asian	0
Native American	0

2nd Period Conference

3 rd Period		Total Number of Students 20
Black		2
White	17	
Hispanic		1
Asian		0
Native American		0

4 th Period		Total Number of Students 17
Black		1
White	16	
Hispanic		0
Asian		0
Native American		0

5 th Period		Total Number of Students 28
Black		0
White	28	
Hispanic		0
Asian		0
Native American		0

6th Period		Total Number of Students 24
Black		6
White	18	
Hispanic		0
Asian		0
Native American		0

7th Period		Total Number of Students 16
Black		0
White	16	
Hispanic		0
Asian		0
Native American		0

Grade:	Ninth – Twelfth	
Teacher:	M. Harrison	
1 st Period		Total Number of Students 17
Black		2
White		15
Hispanic		0
Asian		0
Native American		0

2 nd Period		Total Number of Students 20
Black		1
White		17
Hispanic		2
Asian		0
Native American		0

3 rd Period		Total Number of Students 14
Black		5
White		9
Hispanic		0
Asian		0
Native American		0

4th Period		Conference
(Mr. Harrison also taught @ I.H.S.)		

Grade:	Ninth - Twelfth	
Teacher:	D. Case	
1 st Period		Conference

2 nd Period		Total Number of Students 11
Black		0
White		11
Hispanic		0
Asian	0	
Native American	0	

3 rd Period		Total Number of Students 14
Black		1
White		12
Hispanic		1
Asian		0
Native American		0

4th Period		Total Number of Students 15
Black		1
White		13
Hispanic		1
Asian		0

Native American	0	
5th Period		Total Number of Students 20
Black		1
White	18	
Hispanic		1
Asian		0
Native American	0	
6th Period		Total Number of Students 4
Black		0
White	4	
Hispanic	0	
Asian		0
Native American		0
7th Period		Total Number of Students 7
Black		0
White	7	
Hispanic	0	
Asian		0
Native American		0
Grade:		Ninth - Twelfth
Teacher:		L. A. Eaton
1st Period		Total Number of Students 12
Black		2
White		10
Hispanic		0
Asian		0
Native American	0	
2nd Period		Total Number of Students 18
Black		2
White		16
Hispanic		0
Asian		0
Native American		0
3rd Period		Total Number of Students 25
Black		1
White		16
Hispanic		2
Asian		0
Native American		0
4th Period		Total Number of Students 19
Black		1
White		16
Hispanic		2
Asian		0
Native American		0
5th Period		Total Number of Students 23
Black		4
White	19	
Hispanic		0
Asian		0
Native American		0
6th Period		Total Number of Students 21
Black		0
White	18	
Hispanic		3

Asian 0
Native American 0

7th Period Conference

Grade: Ninth - Twelfth
Teacher: N. Rodriguez
(Mr. Rodriguez taught @ CAC 1st – 3rd periods)
4th Period Conference

5th Period Total Number of Students 15
Black 2
White 12
Hispanic 1
Asian 0
Native American 0

6th Period Total Number of Students 17
Black 2
White 15
Hispanic 0
Asian 0
Native American 0

7th Period Total Number of Students 29
Black 3
White 23
Hispanic 3
Asian 0
Native American 0

Grade: Tenth – Twelfth
Teacher: J. Jones
1st Period Total Number of Students 16
Black 1
White 14
Hispanic 0
Asian 0
Native American 0

2nd Period Total Number of Students 21
Black 2
White 18
Hispanic 1
Asian 0
Native American 0

3rd Period Total Number of Students 8
Black 0
White 8
Hispanic 0
Asian 0
Native American 0

4th Period Total Number of Students 24
Black 2
White 19
Hispanic 3
Asian 0
Native American 0

5th Period Total Number of Students 16
Black 1
White 15

Hispanic		0
Asian		0
Native American		0
6 th Period		Total Number of Students 16
Black		1
White	15	
Hispanic		0
Asian		0
Native American		0
7 th Period		Conference
Grade:	Ninth - Twelfth	
Teacher:	J. Merica	
1 st Period		Total Number of Students 22
Black		1
White		20
Hispanic	1	
Asian		0
Native American		0
2 nd Period		Total Number of Students 23
Black		4
White	18	
Hispanic		1
Asian		0
Native American		0
4 th Period		Total Number of Students 18
Black		1
White		17
Hispanic		0
Asian		0
Native American		0
5 th Period		Conference
6 th Period		Total Number of Students 9
Black		1
White	7	
Hispanic		1
Asian		0
Native American		0
7 th Period		Total Number of Students 9
Black		0
White	8	
Hispanic	1	
Asian		0
Native American		0
Grade:	Ninth - Twelfth	
Teacher:	A. Reaves	
1 st Period		Total Number of Students 17
Black		2
White		15
Hispanic		0
Asian		0
Native American		0
2 nd Period		Total Number of Students 12
Black		2

White	9	
Hispanic	1	
Asian	0	
Native American	0	
3 rd Period		Total Number of Students 15
Black	2	
White	13	
Hispanic	0	
Asian	0	
Native American	0	
4 th Period		Conference
(Ms. Reaves taught 3 class periods @ CAC.)		
Grade:		Ninth – Twelfth
Teacher:		R. Red
1 st Period		Total Number of Students 21
Black	2	
White	17	
Hispanic	2	
Asian	0	
Native American	0	
2 nd Period		Total Number of Students 23
Black	2	
White	21	
Hispanic	0	
Asian	0	
Native American	0	
3 rd Period		Total Number of Students 16
Black	0	
White	14	
Hispanic	2	
Asian	0	
Native American	0	
Grade:		Ninth - Twelfth
Teacher:		T. Skinner
1 st Period		Total Number of Students 17
Black	3	
White	13	
Hispanic	1	
Asian	0	
Native American	0	
2 nd Period		Total Number of Students 20
Black	0	
White	20	
Hispanic	0	
Asian	0	
Native American	0	
3 rd Period		Conference
4 th Period		Total Number of Students 23
Black	1	
White	21	
Hispanic	1	
Asian	0	
Native American	0	
5 th Period		Coach of Athletics

6 ^h Period		Total Number of Students 13
Black		2
White	11	
Hispanic	0	
Asian		0
Native American		0

7th Period Coach of Athletics

INDEPENDENCE HIGH SCHOOL

Grade: Eighth
Teacher: J. Barham

1 st Period		Total Number of Students 17
Black		10
White	7	
Hispanic	0	
Asian		0
Native American		0

2 nd Period		Total Number of Students 15
Black		9
White		6
Hispanic	0	
Asian		0
Native American		0

3 rd Period		Total Number of Students 21
Black		9
White		11
Hispanic	1	
Asian		0
Native American		0

4 th Period		Total Number of Students 22
Black		13
White		8
Hispanic	1	
Asian		0
Native American		0

5 th Period		Total Number of Students 27
Black		9
White		14
Hispanic	4	
Asian		0
Native American		0

6th Period Conference

7 th Period		Total Number of Students 24
Black		10
White		12
Hispanic	2	
Asian		0
Native American		0

Grade: Ninth – Twelfth
Teacher: B. Bolen
1st Period Total Number of Students 29
Black 15

White		14
Hispanic	0	
Asian		0
Native American		0
2 nd Period		Total Number of Students 22
Black		9
White		12
Hispanic	1	
Asian		0
Native American		0
3 rd Period		Conference
4 th Period		Total Number of Students 20
Black		9
White		9
Hispanic	2	
Asian		0
Native American		0
5 th Period		Total Number of Students 26
Black		9
White	16	
Hispanic	1	
Asian		0
Native American		0
6 th Period		Total Number of Students 23
Black		10
White		11
Hispanic	2	
Asian		0
Native American		0
7 th Period		Total Number of Students 19
Black		8
White		10
Hispanic	1	
Asian		0
Native American		0
Grade:		Ninth - Twelfth
Teacher:		L. Bragg
1 st Period		Total Number of Students 16
Black		5
White		11
Hispanic	0	
Asian		0
Native American		0
2 nd Period		Total number of students 20
Black		8
White		12
Hispanic	0	
Asian		0
Native American		0
3 rd Period		Total number of students 21
Black		7
White		14
Hispanic	0	
Asian		0

Native American	0	
4 th Period		Conference
5 th Period		Total number of students 22
Black		14
White		6
Hispanic	2	
Asian		0
Native American		0
6 th Period		Total number of students 11
Black		11
White		0
Asian		0
Native American		0
7 th Period		Total number of students 22
Black		14
White		8
Hispanic	0	
Asian		0
Native American		0
Grade:		Eighth – Twelfth
Teacher:		S. Chambliss
1 st Period		Total number of students 38 (PE)
Black		15
White		22
Hispanic	1	
Asian		0
Native American		0
2 nd Period		Conference
3 rd Period		Total number of students 35 (PE)
Black		15
White		16
Hispanic	4	
Asian		0
Native American		0
4 th Period		Total number of students 18
Black		8
White		10
Hispanic	0	
Asian		0
Native American		0
5 th Period		Total number of students 18
Black		1
White		17
Hispanic	0	
Asian		0
Native American		0
6 th Period		Total number of students 18
Black		1
White		18
Hispanic	0	
Asian		0
Native American		0
7 th Period		Total number of students 14

Black		1
White		13
Hispanic	0	
Asian		0
Native American		0

Grade: Eighth – Twelfth
Teacher: R. Cox
(Mr. Cox taught 3 classes @ ETE)

4 th Period		Total number of students 29
Black		11
White		15
Hispanic	3	
Asian		0
Native American		0

5 th Period		Total number of students 19
Black		7
White		12
Hispanic	0	
Asian		0
Native American		0

6 th Period		Total number of students 49 (Band)
Black		12
White		32
Hispanic	5	
Asian		0
Native American		0

7 th Period		Total number of students 17
Black		7
White		10
Hispanic	1	
Asian		0
Native American		0

Grade:	Eighth – Twelfth	
Teacher:	M. Dogan	
1 st Period		Total number of students 23
Black		12
White		11
Hispanic	0	
Asian		0
Native American		0

2 nd Period		Total number of students 17
Black		5
White		11
Hispanic	1	
Asian		0
Native American		0

3 rd Period		Total number of students 22
Black		8
White		12
Hispanic	2	
Asian		0
Native American		0

4 th Period		Total number of students 23
Black		8
White		14

Hispanic	1	
Asian		0
Native American		0
5 th Period		Total number of students 23
Black		8
White		14
Hispanic	1	
Asian		0
Native American		0
6 th Period		Total number of students 37 (PE)
Black		19
White		15
Hispanic	3	
Asian		0
Native American		0
7 th Period		Total number of students 43
Black		37
White		16
Hispanic	0	
Asian		0
Native American		0
Grade:	Ninth – Twelfth	
Teacher:	M. Harrison	
(Mr. Harrison taught 3 classes @ SHS)		
4 th Period		Conference
5 th Period		Total number of students 27
Black		10
White		26
Hispanic	1	
Asian		0
Native American		0
6 th Period		Total number of students 26
Black		12
White		13
Hispanic	1	
Asian		0
Native American		0
7 th Period		Total number of students 23
Black		15
White		8
Hispanic	0	
Asian		0
Native American		0
Grade:	Ninth - Twelfth	
Teacher:	R. Shackelford	
1 st Period		Total number of students 16
Black		15
White		9
Hispanic	2	
Asian		0
Native American		0
2 nd Period		Total number of students 19
Black		7
White		12

Hispanic	0	
Asian		0
Native American		0
3 rd Period		Total number of students 20
Black		8
White		12
Hispanic	0	
Asian		0
Native American		0
4 th Period		Total number of students 21
Black		12
White	9	
Hispanic	0	
Asian		0
Native American		0
5 th Period		Total number of students 24
Black		15
White		8
Hispanic	1	
Asian		0
Native American		0
6 th Period		Conference
Grade:		Ninth – Twelfth
Teacher:		M. Schwartz
1 st Period		Total number of students 24
Black		9
White		16
Hispanic	0	
Asian		0
Native American		0
2 nd Period		Total number of students 14
Black		9
White		1
Hispanic	4	
Asian		0
Native American		0
3 rd Period		Total number of students 18
Black		6
White		11
Hispanic	1	
Asian		0
Native American		0
4 th Period		Total number of students 13
Black		8
White		5
Hispanic	0	
Asian		0
Native American		0
5 th Period		Total number of students 15
Black		6
White		9
Hispanic	0	
Asian		0
Native American		0

6 th Period		Total number of students 17
Black		7
White		10
Hispanic	0	
Asian		0
Native American		0

7th Period Conference

Grade:		Ninth - Twelfth
Teacher:		M. Smith
1 st Period		Total number of students 11
Black		5
White		5
Hispanic	1	
Asian		0
Native American		0

2 nd Period		Total number of students 9
Black		1
White	8	
Hispanic		0
Asian		0
Native American		0

3 rd Period		Total number of students 23
Black		11
White		12
Hispanic	0	
Asian		0
Native American		0

4 th Period		Total number of students 18
Black		5
White	13	
Hispanic		0
Asian		0
Native American		0

5 th Period		Total number of students 16
Black		4
White		12
Hispanic		0
Asian		0
Native American		0

6 th Period		Total number of students 14
Black		5
White	8	
Hispanic		1
Asian		0
Native American		0

7th Period Conference

Paragraph 2 under 9

The number of full time white teachers in the school district is 125. The number of full time black teachers in the school district is 42. The number of full time Hispanic teachers in the school district is 2.

The number of full time white teachers in school is:

East Tate Elementary	27
Independence High School	30
Coldwater Attendance Center	21
Strayhorn Elementary School	28
Strayhorn High School	19

The number of full time black teachers in each school is:

East Tate Elementary	12
Independence High School	5
Coldwater Attendance Center	21
Strayhorn Elementary School	3
Strayhorn High School	1

The number of full time Hispanic teacher in each school is:

East Tate Elementary	0
Independence High School	0
Coldwater Attendance Center	1
Strayhorn Elementary School	0
Strayhorn High School	1

The District does not employ part time teachers.

Paragraph 3 under 9:

The transportation system of the school district is desegregated completely, with the exception of a few remote areas, where only one race lives on the school bus route.

Paragraph 4 under 9:

All the facilities such as gymnasiums, auditoriums, and cafeterias are being operated on a desegregated basis.

Paragraph 5 under 9:

Tate County Board constructed no buildings.

Paragraph 6 under 9:

The Tate County Board has not sold or abandoned any school facilities, equipment or supplies of any value since July 2, 1970.


Address:
Tate County School District
574 Court Street
Coldwater, MS 38618

CERTIFICATE OF COMPLIANCE

We, the current superintendent of Tate County School District and its attorneys of record, certify that we have received the directives of the 1970 desegregation order governing this case, student and teacher data and the yearly audits of the school district, and certify that to the best of our knowledge and based on the information currently available to the District the information reported in this report is true and correct and directly responsive to the District's reporting requirements set forth in this court's 1970 order. Dated this the 20th day of December, 2016.



Dr. Daryl Scoggin
Superintendent



John Lamar
Attorney for the District



Jamie Jacks
Attorney for the District

FOR THE NORTHERN DISTRICT OF MISSISSIPPI

DELTA DIVISION

KELLY MCNEAL, ET.AL,

PLAINTIFFS

V.

TATE COUNTY SCHOOL DISTRICT, ET.AL)
DEFENDENTS)

)
)
)
)
) NO. DC7029-S

REPORT

In pursuant to and in accordance with the order of the county entered the 4th day of August, 1970, in the above style and numbered cause, the defendants, Tate County School Board of Education, hereby files its report as directed by Section 9 of said order:

Paragraph 1 under 9

This report reflects the information according to the three zones as defined in the Court's order in said cause: namely Easterly zone, Northwesterly zone, and Southwesterly zone. (1) The Easterly zone embraces the attendance centers of East Tate and Independence; (2) the Northwesterly zone embraces the attendance centers of Tate County and Coldwater; (3) the Southwesterly zone consists of Strayhorn Attendance Center and each zone operates as a unitary system.

In reporting paragraph one under nine, the number of students by race enrolled in the school district is entered the 4th day of August, 1970, in the above style and numbered cause, the defendants, Tate County School Board of Education, hereby files its report as directed by section 9 of said order:

In reporting paragraph one under nine, the number of students by race enrolled in the school district is:

White	1,725
Black	1,082
Hispanic	105
Asian	8
Native American	<u>7</u>
TOTAL	2,927

The number of students by race enrolled at:

Coldwater Attendance Center
(formerly Coldwater Elem. School & Coldwater High School)

White	86
Black	511
Hispanic	10
Asian	4
Native American	<u>0</u>
TOTAL	611

East Tate Elementary School

White	255
Black	439
Hispanic	31
Asian	1
Native American	3
TOTAL	729

Strayhorn Elementary School

White	506
Black	48
Hispanic	33
Asian	1
Native American	<u>1</u>
TOTAL	589

Strayhorn High School

White	336
Black	41
Hispanic	12
Asian	1
Native American	3
TOTAL	393

Independence High School

White	227
Black	358
Hispanic	19
Asian	1
Native American	<u>0</u>
TOTAL	605

The number of students by race enrolled in each class room in each school is:

Coldwater Attendance Center (grades Pre-K-12)
(former Coldwater Elementary School/Coldwater High School)

Grade:		Intellectually Gifted
Teacher:		N. Grant
2 nd Period (Only)		
Total Number of Students:		6
Black		3
White		3
Hispanic		0
Asian		0
Native American		0
Grade:		SPED (Elementary Inclusion)
Teacher:		S. Phillip
1 st Period		Total number of students 2
Black		2
White	0	
Hispanic	0	
Asian	0	
Native American		0
2 nd Period		Total number of students 2
Black		1
White	1	
Hispanic	0	
Asian	0	
Native American		0
3 rd Period		Total number of students 3
Black	2	
White	1	
Hispanic	0	
Asian	0	
Native American		0
4 th Period		Conference
5 th Period		Total number of students 1
Black		1
White	0	
Hispanic	0	
Asian	0	
Native American		0
6 th Period		Total number of students 3
Black		3
White	0	
Hispanic	0	
Asian	0	
Native American		0
7 th Period		Total number of students 3
Black		3
White	0	
Hispanic	0	
Asian	0	
Native American		0
Grade:		SPED (Secondary)

Teacher:		M. Jones
1 st Period		Total number of students 5
Black		5
White	0	
Hispanic	0	
Asian	0	
Native American		0
2 nd Period		Total number of students 9
Black		9
White	0	
Hispanic	0	
Asian	0	
Native American		0
3 rd Period		Total number of students 2
Black	2	
White	0	
Hispanic	0	
Asian	0	
Native American		0
4 th Period		Total number of students 7
Black		7
White	0	
Hispanic	0	
Asian	0	
Native American		0
5 th Period		Total number of students 8
Black		8
White	0	
Hispanic	0	
Asian	0	
Native American		0
6 th Period		Conference
7 th Period		Total number of students 8
Black		8
White	0	
Hispanic	0	
Asian	0	
Native American		0
Grade:		SPED (Secondary Inclusion)
Teacher:		D. Herrington
1 st Period		Total number of students 8
Black		4
White	4	
Hispanic	0	
Asian	0	
Native American		0
2 nd Period		Total number of students 8
Black		4
White	4	
Hispanic	0	
Asian	0	
Native American		0
3 rd Period		Total number of students 7
Black	3	
White	4	
Hispanic	0	
Asian	0	
Native American		0

4 th Period		Total number of students 7
Black		4
White	3	
Hispanic	0	
Asian	0	
Native American		0
5 th Period		Total number of students 7
Black		3
White	4	
Hispanic	0	
Asian	0	
Native American		0
6 th Period		Total number of students 10
Black		5
White		5
Hispanic		0
Asian		0
Native American		0
7 th Period		Conference
Grade:		SPED (Elem.)
Teacher:		A. Wenzel
1 st Period		Total number of students 7
Black		5
White	2	
Hispanic	0	
Asian	0	
Native American		0
2 nd Period		Total number of students 7
Black		5
White	2	
Hispanic	0	
Asian	0	
Native American		0
3 rd Period		Total number of students 6
Black	4	
White	2	
Hispanic	0	
Asian	0	
Native American		0
4 th Period		Total number of students 6
Black		4
White	2	
Hispanic	0	
Asian	0	
Native American		0
5 th Period		Total number of students 7
Black		5
White	2	
Hispanic	0	
Asian	0	
Native American		0

6 th Period		Total number of students 7
Black		5
White	2	
Hispanic	0	
Asian	0	
Native American		0
7 th Period		Conference
Grade:		SPED (Secondary)
Teacher:		C. Taylor
1 st Period		Total number of students 7
Black		5
White	2	
Hispanic	0	
Asian	0	
Native American		0
2 nd Period		Total number of students 6
Black		4
White	2	
Hispanic	0	
Asian	0	
Native American		0
3 rd Period		Total number of students 4
Black	3	
White	1	
Hispanic	0	
Asian	0	
Native American		0
4 th Period		Total number of students 7
Black		5
White	2	
Hispanic	0	
Asian	0	
Native American		0
5 th Period		Total number of students 7
Black		5
White	2	
Hispanic	0	
Asian	0	
Native American		0
6 th Period		Total number of students 7
Black		5
White	2	
Hispanic	0	
Asian	0	
Native American		0
7 th Period		Conference
Grade:		SPED (Elem. Inclusion)
Teacher:		J. Sprayberry
1 st Period		Total number of students 2
Black		2
White	0	
Hispanic	0	
Asian	0	
Native American		0
2 nd Period		Total number of students 3

Black		2
White	1	
Hispanic	0	
Asian	0	
Native American		0
3 rd Period		Total number of students 1
Black	1	
White	0	
Hispanic	0	
Asian	0	
Native American		0
4 th Period		Total number of students 1
Black		1
White	0	
Hispanic	0	
Asian	0	
Native American		0
5 th Period		Conference
6 th Period		Total number of students 2
Black		2
White	0	
Hispanic	0	
Asian	0	
Native American		0
7 th Period		Total number of students 1
Black		0
White	1	
Hispanic	0	
Asian	0	
Native American		0
Grade:		Pre-Kindergarten
Teacher:		B. Sosebee
Total Number of Students:		20
Black		15
White	4	
Hispanic		1
Asian		0
Native American		0
Grade:		Kindergarten
Teacher:		E. Branch
Total Number of Students:		25
Black		20
White	2	
Hispanic		2
Asian		1
Native American		0
Grade:		Kindergarten
Teacher:		B. Phillips
Total Number of Students:		22
Black		18
White	3	
Hispanic		1
Asian		0
Native American		0
Grade:		Kindergarten
Teacher:		A. Roberts
Total Number of Students:		22
Black		15

White	6	
Hispanic		1
Asian		0
Native American		0

Grade:		First
Teacher:		M. Mcleod
Total Number of Students:		19
Black		16
White	3	
Hispanic	0	
Asian		0
Native American		0

Grade:		First
Teacher:		C. Switzer
Total Number of Students:		20
Black		17
White	2	
Hispanic	0	
Asian	1	
Native American		0

Grade:		First
Teacher:		L. Yates
Total Number of Students:		17
Black		14
White	2	
Hispanic	1	
Asian	0	
Native American	0	

Grade:		Second
Teacher:		L. Gross
Total Number of Students:		25
Black		23
White		2
Hispanic	0	
Asian	0	
Native American		0

Grade:		Second
Teacher:		T. Tate
Total Number of Students:		27
Black		20
White		6
Hispanic	1	
Asian	0	
Native American		0

Grade:		Third
Teacher:		S. Johnson
1 st Period		Total number of students 15
Black		14
White	1	
Hispanic	0	
Asian	0	
Native American		0

2 nd Period		Total number of students 15
Black		14
White	1	
Hispanic	0	
Asian	0	
Native American		0

3 rd Period		Conference
------------------------	--	------------

4 th Period		Total number of students 15
Black	14	
White	1	
Hispanic	0	
Asian	0	
Native American		0
5 th Period		Total number of students 15
Black		11
White	4	
Hispanic	0	
Asian	0	
Native American		0
6 th Period		Total number of students 15
Black		11
White	4	
Hispanic	0	
Asian	0	
Native American		0
7 th Period		Total number of students 15
Black		11
White	4	
Hispanic	0	
Asian	0	
Native American		0
Grade:		Third
Teacher:		P. Tapp
1 st Period		Total number of students 15
Black		11
White	4	
Hispanic	0	
Asian	0	
Native American		0
2 nd Period		Total number of students 15
Black	11	
White	4	
Hispanic	0	
Asian	0	
Native American		0
3 rd Period		Conference
4 th Period		Total number of students 15
Black		11
White	4	
Hispanic	0	
Asian	0	
Native American		0
5 th Period		Total number of students 15
Black		14
White	1	
Hispanic	0	
Asian	0	
Native American		0
6 th Period		Total number of students 15
Black		14
White	1	
Hispanic	0	
Asian	0	
Native American		0

7 th Period		Total number of students 16
Black		14
White	2	
Hispanic	0	
Asian	0	
Native American		0
Grade:		Fourth
Teacher:		M. Baird
1 st Period		Total number of students 24
Black		23
White	1	
Hispanic	0	
Asian	0	
Native American		0
2 nd Period		Total number of students 24
Black	23	
White	1	
Hispanic	0	
Asian	0	
Native American		0
3 rd Period		Conference
4 th Period		Total number of students 24
Black		22
White	2	
Hispanic	0	
Asian	0	
Native American		0
5 th Period		Total number of students 19
Black		15
White	3	
Hispanic	1	
Asian	0	
Native American		0
6 th Period		Total number of students 19
Black		15
White	3	
Hispanic	1	
Asian	0	
Native American		0
7 th Period		Total number of students 19
Black		15
White	3	
Hispanic	1	
Asian	0	
Native American		0
Grade:		Fourth
Teacher:		G. Wright
1 st Period		Total number of students 19
Black		15
White	3	
Hispanic		1
Asian		0
Native American		0
2 nd Period		Total number of students 19
Black		15
White		3
Hispanic		1

Asian		0
Native American		0
3 rd Period		Conference
4 th Period		Total number of students 19
Black		15
White	3	
Hispanic		1
Asian		0
Native American		0
5 th Period		Total number of students 24
Black	21	
White		3
Hispanic		0
Asian		0
Native American		0
6 th Period		Total number of students 24
Black		21
White		3
Hispanic		0
Asian		0
Native American		0
7 th Period		Total number of students 24
Black	21	
White		3
Hispanic		0
Asian		0
Native American		0
Grade:		Fifth & Sixth
Teacher:		G. Shaheen
1 st Period		Total number of students 21
Black		18
White		3
Hispanic		0
Asian		0
Native American		0
2 nd Period		Total number of students 22
Black		21
White	1	
Hispanic		0
Asian		0
Native American		0
3 rd Period		Total number of students 23
Black		17
White	5	
Hispanic		1
Asian		0
Native American		0
4 th Period		Conference
5 th Period		Total number of students 21
Black		18
White	3	
Hispanic		0
Asian		0
Native American		0
6 th Period		Total number of students 19
Black	15	

White		4
Hispanic		0
Asian		0
Native American		0
7 th Period		Total number of students 21
Black		18
White	2	
Hispanic		0
Asian		1
Native American		0
Grade:		Fifth & Sixth
Teacher:		W. Sharp
1 st Period		Total number of students 23
Black		16
White	6	
Hispanic		1
Asian		0
Native American		0
2 nd Period		Conference
3 rd Period		Total number of students 21
Black		18
White	3	
Hispanic		0
Asian		0
Native American		0
4 th Period		Total number of students 21
Black		18
White		2
Hispanic		0
Asian		1
Native American		0
5 th Period		Total number of students 19
Black		15
White		4
Hispanic		0
Asian		0
Native American		0
6 th Period		Total number of students 22
Black		21
White		1
Hispanic		0
Asian		0
Native American		0
7 th Period		Total number of students 21
Black		18
White		3
Hispanic		0
Asian		0
Native American		0
Grade:		Fifth & Sixth
Teacher:		B. Billingsley
1 st Period		Total number of students 22
Black		21
White	1	
Hispanic		0
Asian		0

Native American		0
2 nd Period		Total number of students 23
Black		16
White	6	
Hispanic		1
Asian		0
Native American		0
3 rd Period		Total number of students 19
Black		15
White	4	
Hispanic		0
Asian		0
Native American		0
4 th Period		Conference
5 th Period		Total number of students 21
Black		18
White	2	
Hispanic		0
Asian		1
Native American		0
6 th Period		Total number of students 21
Black	18	
White	3	
Hispanic		0
Asian		0
Native American		0
7 th Period		Total number of students 19
Black		15
White	4	
Hispanic		0
Asian		0
Native American		0
Grade:		Fifth & Sixth & (Pre-K-6 th P.E.)
Teacher:		O. McGee
1 st Period		Total number of students 21
Black		18
White		2
Hispanic		0
Asian		1
Native American		0
2 nd Period		Total number of students 19
Black		15
White		4
Hispanic		0
Asian		0
Native American		0
3 rd Period		Total number of students 22
Black		21
White		1
Hispanic		0
Asian		0
Native American		0
4 th Period		Total number of students 23
Black		16
White	6	

Hispanic		1
Asian		0
Native American		0
5 th Period		Total number of students 50 (P.E.)
Black	43	
White		6
Hispanic		1
Asian		0
Native American		0
6 th Period		Total number of students 89 (P.E.)
Black		69
White		14
Hispanic		5
Asian		1
Native American		0
7 th Period		Conference
Grade:		Fifth & Sixth
Teacher:		M. Cathey
1 st Period		Conference
2 nd Period		Total number of students 17
Black		11
White		6
Hispanic		0
Asian		0
Native American		0
3 rd Period		Total number of students 23
Black		19
White		4
Hispanic		0
Asian		0
Native American		0
4 th Period		Total number of students 23
Black		18
White	3	
Hispanic		1
Asian		1
Native American		0
5 th Period		Total number of students 45 (P.E.)
Black		37
White	7	
Hispanic		1
Asian		0
Native American		0
6 th Period		Total number of students 21
Black		18
White	2	
Hispanic		0
Asian		1
Native American		0
7 th Period		Total number of students 23
Black		21
White		2
Hispanic		0
Asian		0
Native American		0
Grade:		Fifth - Eighth

Teacher:		Sh. Johnson
1 st Period		Total number of students 19
Black		15
White		4
Hispanic		0
Asian		0
Native American		0
2 nd Period		Total number of students 21
Black		18
White		3
Hispanic		0
Asian		0
Native American		0
3 rd Period		Total number of students 17
Black		11
White		6
Hispanic		0
Asian		0
Native American		0
4 th Period		Conference
5 th Period		Total number of students 23
Black		18
White	3	
Hispanic		1
Asian		1
Native American		0
6 th Period		Total number of students 23
Black		21
White	2	
Hispanic		0
Asian		0
Native American		0
7 th Period		Total number of students 16
Black		14
White	2	
Hispanic		0
Asian		0
Native American		0
Grade:		Fifth - Eighth
Teacher:		G. Smith
1 st Period		Total number of students 17
Black		11
White		6
Hispanic		0
Asian		0
Native American		0
2 nd Period		Conference
3 rd Period		Total number of students 21
Black		18
White		2
Hispanic		0
Asian		1
Native American		0
4 th Period		Total number of students 23
Black		21
White		2
Hispanic		0
Asian		0

Native American		0
5 th Period		Total number of students 23
Black		19
White		4
Hispanic		0
Asian		0
Native American		0
6 th Period		Total number of students 19
Black		19
White	3	
Hispanic		1
Asian		0
Native American		0
7 th Period		Total number of students 23
Black		16
White		6
Hispanic		1
Asian		0
Native American		0
Grade:		Sixth
Teacher:		N. Riley
(only 4 th -7 th periods)		
4 th Period		Total number of students 22
Black	21	
White	1	
Hispanic		0
Asian		0
Native American		0
5 th Period		Conference
6 th Period		Total number of students 23
Black		16
White		6
Hispanic		1
Asian		0
Native American		0
7 th Period		Total number of students 22
Black		21
White		1
Hispanic		0
Asian		0
Native American		0
Grade:		K-6, 9-12 P.E. & Ninth Grade
Teacher:		W. Spiva
1 st Period		Total number of students 23
Black		21
White	2	
Hispanic		0
Asian		0
Native American		0
2 nd Period		Total number of students 16
Black		13
White		3
Hispanic		0
Asian		0
Native American		0
3 rd Period		Total number of students 75 (P.E)
Black		64

White	10
Hispanic	1
Asian	0
Native American	0
4 th Period	Total number of students 42 (P.E.)
Black	35
White	7
Hispanic	0
Asian	0
Native American	0
5 th Period	Total number of students 19
Black	17
White	2
Hispanic	0
Asian	0
Native American	0
6 th Period	Total number of students 23
Black	19
White	4
Hispanic	0
Asian	0
Native American	0
7 th Period	Conference
Grade:	Seventh & Eighth
Teacher:	K. Clanton
1 st Period	Total number of students 23
Black	18
White	3
Hispanic	1
Asian	1
Native American	0
2 nd Period	Total number of students 23
Black	19
White	4
Hispanic	0
Asian	0
Native American	0
3 rd Period	Total number of students 25
Black	19
White	4
Hispanic	1
Asian	1
Native American	0
4 th Period	Conference
5 th Period	Total number of students 23
Black	21
White	2
Hispanic	0
Asian	0
Native American	0
6 th Period	Total number of students 17
Black	11
White	6
Hispanic	0
Asian	0
Native American	0
7 th Period	Total number of students 17

Black		11
White		6
Hispanic		0
Asian		0
Native American		0
Grade		Seventh & Eighth
Teacher:		C. Young
1 st Period		Total number of students 23
Black		19
White	4	
Hispanic		0
Asian		0
Native American		0
2 nd Period		Total number of students 23
Black		21
White	2	
Hispanic		0
Asian		0
Native American		0
3 rd Period		Total number of students 24
Black		22
White		2
Hispanic		0
Asian		0
Native American		0
4 th Period		Total number of students 17
Black		11
White		6
Hispanic		0
Asian		0
Native American		0
5 th Period		Conference
6 th Period		Total number of students 13
Black		13
White		0
Hispanic		0
Asian	0	
Native American	0	
7 th Period		Total number of students 23
Black		18
White		3
Hispanic		1
Asian		1
Native American		0
Grade:		Seventh – Twelfth
Teacher:		B. Rushing
1 st Period		Total number of students 5
Black		5
White		0
Hispanic		0
Asian		0
Native American		0
2 nd Period		Total number of students 23
Black		18
White		3
Hispanic		1
Asian	1	

Native American 0

3rd Period
Total number of students 23
Black 21
White 2
Hispanic 0
Asian 0
Native American 0

4th Period
Total number of students 23
Black 19
White 4
Hispanic 0
Asian 0
Native American 0

5th Period
Total number of students 17
Black 11
White 6
Hispanic 0
Asian 0
Native American 0

6th Period
Conference

7th Period
Total number of students 21
Black 20
White 1
Hispanic 0
Asian 0
Native American 0

Grade: Tenth – Twelfth
Teacher: T. Henderson
1st Period
Total number of students 20
Black 19
White 1
Hispanic 0
Asian 0
Native American 0

2nd Period
Total number of students 21
Black 20
White 1
Hispanic 0
Asian 0
Native American 0

3rd Period
Conference

4th Period
Total number of students 18
Black 17
White 1
Hispanic 0
Asian 0
Native American 0

5th Period
Total number of students 22
Black 22
White 0
Hispanic 0
Asian 0

Native American		0
6 th Period		Total number of students 14
Black		13
White	1	
Hispanic		0
Asian		0
Native American		0

7 th Period		Total number of students 15
Black		15
White	0	
Hispanic		0
Asian		0
Native American		0

Grade:		Ninth – Twelfth
Teacher:		R. Humphrey
1 st Period		Total number of students 18
Black		18
White		0
Hispanic		0
Asian		0
Native American		0

2 nd Period		Total number of students 17
Black		16
White	1	
Hispanic		0
Asian		0
Native American		0

3 rd Period		Total number of students 16
Black		16
White		0
Hispanic		0
Asian		0
Native American		0

4 th Period		Total number of students 15
Black		14
White	1	
Hispanic		0
Asian		0
Native American		0

5 th Period		Total number of students 16
Black		14
White	2	
Hispanic		0
Asian		0
Native American		0

6 th Period		Conference
------------------------	--	------------

7 th Period		Total number of students 19
Black		18
White	1	
Hispanic		0
Asian		0
Native American		0

Grade:		Ninth – Twelfth
Teacher:		J. Jewitt

1 st Period	Total number of students 16
Black	15
White	1
Hispanic	0
Asian	0
Native American	0
2 nd Period	Total number of students 5
Black	3
White	2
Hispanic	0
Asian	0
Native American	0
3 rd Period	Total number of students 19
Black	18
White	1
Hispanic	0
Asian	0
Native American	0
4 th Period	Total number of students 11
Black	11
White	0
Hispanic	0
Asian	0
Native American	0
5 th Period	Total number of students 15
Black	15
White	0
Hispanic	0
Asian	0
Native American	0
6 th Period	Conference
7 th Period	Total number of students 14
Black	14
White	0
Hispanic	0
Asian	0
Native American	0
Grade:	Tenth – Twelfth
Teacher:	B. Knight
1 st Period	Total number of students 15
Black	14
White	1
Hispanic	0
Asian	0
Native American	0
2 nd Period	Total number of students 15
Black	15
White	0
Hispanic	0
Asian	0
Native American	0
3 rd Period	Total number of students 5
Black	5
White	0
Hispanic	0
Asian	0
Native American	0

4 th Period		Total number of students 19
Black		19
White		0
Hispanic		0
Asian		0
Native American		0
5 th Period		Total number of students 16
Black		16
White		0
Hispanic		0
Asian		0
Native American		0
6 th Period		Conference
7 th Period		Total number of students 3
Black		2
White		1
Hispanic		0
Asian		0
Native American		0
Grade:		Ninth – Twelfth
Teacher:		R. Red
Periods 1 st – 4 th		at Strayhorn High School
5 th Period		Conference
6 th Period		Total number of students 8
Black		7
White	1	
Hispanic		0
Asian		0
7 th Period		Total number of students 22
Black		20
White	2	
Hispanic		0
Native American		0
Grade		Ninth – Twelfth
Teacher:		B. Shanks
1 st Period		Total number of students 12
Black		12
White	0	
Hispanic		0
Asian		0
Native American		0
2 nd Period		Total number of students 21
Black		18
White		2
Hispanic		0
Asian		1
Native American		0
3 rd Period		Total number of students 7
Black		7
White		0
Hispanic		0
Asian		0
Native American		0
4 th Period		Total number of students 8
Black		8

White	0	
Hispanic		0
Asian		0
Native American		0
5 th Period		Total number of students 12
Black		11
White		1
Hispanic		0
Asian		0
Native American		0
6 th Period		Conference
7 th Period		Total number of students 20
Black		16
White		4
Hispanic		0
Asian		0
Native American		0
Grade:	Ninth – Twelfth	
Teacher:	R. Taylor	
1 st Period		Total number of students 17
Black		15
White		2
Hispanic		0
Asian		0
Native American		0
2 nd Period		Conference
3 rd Period		Total number of students 9
Black		7
White	2	
Hispanic		0
Asian		0
Native American		0
4 th Period		Total number of students 8
Black		7
White		1
Hispanic		0
Asian		0
Native American		0
5 th Period		Total number of students 7
Black		7
White		0
Hispanic		0
Asian		0
Native American		0
6 th Period		Total number of students 12
Black		12
White		0
Hispanic		0
Asian		0
Native American		0
7 th Period		Total number of students 7
Black		6
White		1
Hispanic		0
Asian		0
Native American		0

Grade:	Ninth - Twelfth
Teacher:	K. Watts
1 st Period	Total number of students 15
Black	13
White	2
Hispanic	0
Asian	0
Native American	0

2 nd Period	Total number of students 17
Black	17
White	0
Hispanic	0
Asian	0
Native American	0

3 rd Period	Total number of students 18
Black	17
White	1
Hispanic	0
Asian	0
Native American	0

4 th Period	Conference
------------------------	------------

5th – 7th Periods at Strayhorn High School

Grade:	Ninth - Twelfth
Teacher:	A. Wellington
1 st Period	Total number of students 4 (Learning Strategies)
Black	4
White	0
Hispanic	0
Asian	0
Native American	0

2 nd Period	Total number of students 13
Black	13
White	0
Hispanic	0
Asian	0
Native American	0

3 rd Period	Conference
------------------------	------------

4 th Period	Total number of students 17
Black	13
White	4
Hispanic	0
Asian	0
Native American	0

5 th Period	Total number of students 58 (P.E.)
Black	48
White	8
Hispanic	1
Asian	1
Native American	0

6 th Period	Total number of students 19
Black	17
White	2

Hispanic		0
Asian		0
Native American		0
7 th Period		Total number of students 7
Black		5
White	2	
Hispanic		0
Asian		0
Native American		0
Grade:	Ninth - Twelfth	
Teacher:	G. Wycliff	
1 st Period		Total number of students 21
Black		17
White	4	
Hispanic		0
Asian		0
Native American		0
2 nd Period		Total number of students 18
Black		18
White	0	
Hispanic		0
Asian		0
Native American		0
3 rd Period		Total number of students 16
Black		15
White		1
Hispanic		0
Asian		0
Native American		0
4 th Period		Total number of students 7
Black		6
White		1
Hispanic		0
Asian		0
Native American		0
5 th Period		Total number of students 19
Black		16
White		3
Hispanic		0
Asian		0
Native American		0
6 th Period		Total number of students 7
Black		7
White	0	
Hispanic		0
Asian		0
Native American		0
7 th Period		Conference

East Tate Elementary School

Grade:	Gifted (Intellectually)	
Teacher:	S. Porter	
1 st Period		Total number of students 7
Black		1
White	5	
Hispanic	1	
Asian	0	
Native American		0

2 nd Period		Total number of students 38
Black		5
White	30	
Hispanic	3	
Asian	0	
Native American		0
7 th Period		Conference
Grade:		SPED (K-6) (Inclusion or Learning Strategies)
Teacher:		L.A.Baker
1 st Period		Total number of students 7
Black		2
White	5	
Hispanic	0	
Asian	0	
Native American		0
2 nd Period		Total number of students 6
Black		1
White	5	
Hispanic	0	
Asian	0	
Native American		0
3 rd Period		Total number of students 8
Black	1	
White	7	
Hispanic	0	
Asian	0	
Native American		0
4 th Period		Conference
5 th Period		Total number of students 9
Black		3
White	6	
Hispanic	0	
Asian	0	
Native American		0
Grade:		SPED(K-6 th) (Inclusion)
Teacher:		J. Conard
1 st Period		Total number of students 12
Black		5
White	7	
Hispanic	0	
Asian	0	
Native American		0
2 nd Period		Total number of students 12
Black		5
White	7	
Hispanic	0	
Asian	0	
Native American		0
3 rd Period		Total number of students 5
Black	2	
White	3	
Hispanic	0	
Asian	0	
Native American		0
4 th Period		Total number of students 10
Black		2
White	8	

Hispanic	0	
Asian	0	
Native American		0
5 th Period		Conference
6 th Period		Total number of students 12
Black		3
White	9	
Hispanic	0	
Asian	0	
Native American		0
7 th Period		Total number of students 12
Black		3
White	9	
Hispanic	0	
Asian	0	
Native American		0
Grade:		SPED (5 th & 6 th) (Tutorial or Inclusion)
Teacher:		C. Fox
1 st Period		Total number of students 14
Black		3
White	11	
Hispanic	0	
Asian	0	
Native American		0
2 nd Period		Total number of students 13
Black		3
White	10	
Hispanic	0	
Asian	0	
Native American		0
3 rd Period		Total number of students 6
Black	0	
White	6	
Hispanic	0	
Asian	0	
Native American		0
4 th Period		Conference
5 th Period		Total number of students 14
Black		6
White	8	
Hispanic	0	
Asian	0	
Native American		0
Grade:		SPED
Teacher:		J. Marconi
1 st Period		Total number of students 3
Black		1
White	2	
Hispanic	0	
Asian	0	
Native American		0
2 nd Period		Total number of students 3
Black		1
White	2	
Hispanic	0	
Asian	0	
Native American		0

3 rd Period		Total number of students 4
Black	1	
White	3	
Hispanic	0	
Asian	0	
Native American		0

4 th Period		Total number of students 4
Black		1
White	3	
Hispanic	0	
Asian	0	
Native American		0

5 th Period		Total number of students 4
Black		1
White	3	
Hispanic	0	
Asian	0	
Native American		0

6 th Period		Total number of students 4
Black		1
White	3	
Hispanic	0	
Asian	0	
Native American		0

7th Period Conference

Grade:		Kindergarten
Teacher:		B. Bobo
Total Number of Students:		26
Black		10
White		15
Hispanic		0
Asian		0
Native American		1

Grade:		Kindergarten
Teacher:		P. Fowler
Total Number of Students:		26
Black		8
White	18	
Hispanic		0
Asian		0
Native American		0

Grade:		Kindergarten
Teacher:		C. Graham
Total Number of Students:		27
Black		11
White		16
Hispanic		0
Asian		0
Native American		0

Grade:		Kindergarten
Teacher:		K. Nazary
Total Number of Students:		27
Black		9
White		17
Hispanic		1
Asian		0
Native American		0

Grade: First
 Teacher: P. Bouler
 Total Number of Students: 25
 Black 9
 White 15
 Hispanic 1
 Asian 0
 Native American 0

Grade: First
 Teacher: F. Edwards
 Total Number of Students: 25
 Black 11
 White 12
 Hispanic 1
 Asian 0
 Native American 1

Grade: First
 Teacher: T. Hale
 Total Number of Students: 24
 Black 11

White 12
 Hispanic 1
 Asian 0
 Native American 0

Grade: First
 Teacher: S. Lyons
 Total Number of Students: 25
 Black 10
 White 14
 Hispanic 1
 Asian 0
 Native American 0

Grade: First
 Teacher: McCuan
 Total Number of Students: 24
 Black 7
 White 17
 Hispanic 0
 Asian 0
 Native American 0

Grade: Second
 Teacher: R. Darnell
 Total Number of Students: 20
 Black 9
 White 10
 Hispanic 1
 Asian 0
 Native American 0

Grade: Second
 Teacher: A. Grantham
 Total Number of Students: 20
 Black 7
 White 11
 Hispanic 1
 Asian 0
 Native American 1

Grade: Second
 Teacher: L. Nicholson
 Total Number of Students: 18
 Black 7

White	10
Hispanic	1
Asian	0
Native American	0

Grade:	Second
Teacher:	R. Pittman
Total Number of Students:	18
Black	7
White	9
Hispanic	2
Asian	0
Native American	0

Grade:	Second
Teacher:	C. Trammell
Total Number of Students:	21
Black	8
White	11
Hispanic	2
Asian	0
Native American	0

Grade:	Third
Teacher:	B. Hayes
Total Number of Students:	23
Black	7
White	15
Hispanic	1
Asian	0
Native American	0

Grade:	Third
Teacher:	D. May
Total Number of Students:	24
Black	11
White	13
Hispanic	0
Asian	0
Native American	0

Grade:	Third
Teacher:	T. Reineke
Total Number of Students:	23
Black	9
White	13
Hispanic	1
Asian	0
Native American	0

Grade:	Third
Teacher:	C. Whitehead
Total Number of Students:	23
Black	8
White	14
Hispanic	1
Asian	0
Native American	0

Grade:	Fourth
Teacher:	D. Anglin
1 st Period	Total number of students 21
Black	7
White	14
Hispanic	0
Asian	0
Native American	0

2 nd Period		Total number of students 21
Black		6
White	15	
Hispanic		0
Asian		0
Native American		0
3 rd Period		Total number of students 21
Black		7
White	14	
Hispanic		0
Asian		0
Native American		0
4 th Period		Total number of students: 21
Black		7
White	13	
Hispanic		1
Asian		0
Native American		0
5 th Period		Total number of students 21
Black		7
White	13	
Hispanic		1
Asian		0
Native American		0
6 th Period		Total number of students 22
Black		6
White	16	
Hispanic		0
Asian		0
Native American		0
7 th Period		Total number of students 22
Black		7
White		15
Hispanic		0
Asian		0
Native American		0
8 th Period		Conference
Grade:		Fourth
Teacher:		A. Blackburn
1 st Period		Total number of students 22
Black		7
White	14	
Hispanic		1
Asian		0
Native American		0
2 nd Period		Total number of students 22
Black		7
White	14	
Hispanic		1
Asian		0
Native American		0
3 rd Period		Total number of students 22
Black		7
White	14	
Hispanic		1
Asian		0
Native American		0
4 th Period		Total number of students: 20

Black		10
White	9	
Hispanic		1
Asian		0
Native American		0
5 th Period		Total number of students 20
Black		10
White	9	
Hispanic		1
Asian		0
Native American		0
6 th Period		Conference
Grade:		Fourth
Teacher:		L. Conley
1 st Period		Total number of students 21
Black		7
White	13	
Hispanic		1
Asian		0
Native American		0
2 nd Period		Total number of students 21
Black		7
White	13	
Hispanic		1
Asian		0
Native American		0
3 rd Period		Total number of students 21
Black		7
White	13	
Hispanic		1
Asian		0
Native American		0
4 th Period		Total number of students: 22
Black		7
White	15	
Hispanic		0
Asian		0
Native American		0
5 th Period		Total number of students 22
Black		7
White	15	
Hispanic		0
Asian		0
Native American		0
6 th Period		Total number of students 21
Black		7
White	14	
Hispanic		0
Asian		0
Native American		0
7 th Period		Total number of students 21
Black		7
White	14	
Hispanic		0
Asian		0
Native American		0

8th Period

Conference

Grade:

Fourth

Teacher:

T. Fletcher

1st Period

Total number of students 22

Black

7

White

15

Hispanic

0

Asian

0

Native American

0

2nd Period

Total number of students 22

Black

7

White

15

Hispanic

0

Asian

0

Native American

0

3rd Period

Total number of students 22

Black

7

White

15

Hispanic

0

Asian

0

Native American

0

4th Period

Total number of students: 21

Black

7

White

14

Hispanic

0

Asian

0

Native American

0

5th Period

Total number of students 21

Black

7

White

14

Hispanic

0

Asian

0

Native American

0

Hispanic

0

Asian

0

Native American

0

6th Period

Total number of students 21

Black

7

White

13

Hispanic

1

Asian

0

Native American

0

7th Period

Total number of students 21

Black

7

White

13

Hispanic

1

Asian

0

Native American

0

8th Period

Conference

Grade:

Fourth

Teacher:

T. Watson

1st Period

Total number of students 20

Black

10

White

9

Hispanic

1

Asian

0

Native American

0

2 nd Period		Total number of students 20
Black		10
White	9	
Hispanic		1
Asian		0
Native American		0
3 rd Period		Total number of students 20
Black		10
White	9	
Hispanic		1
Asian		0
Native American		0
4 th Period		Total number of students 22
Black		7
White	14	
Hispanic		1
Asian		0
Native American		0
5 th Period		Total number of students 22
Black		7
White	14	
Hispanic		1
Asian		0
Native American		0
6 th Period		Conference
Grade:		Fifth
Teacher:		S. Douell
1 st Period		Total number of students 26
Black		9
White	14	
Hispanic		2
Asian		1
Native American		0
2 nd Period		Total number of students 26
Black		9
White	14	
Hispanic		2
Asian		1
Native American		0
3 rd Period		Total number of students 26
Black		9
White	14	
Hispanic		2
Asian		1
Native American		0
4 th Period		Total number of students 27
Black		11
White	16	
Hispanic		0
Asian		0
Native American		0
Period		Total number of students 27
Black		11
White	16	
Hispanic		0
Asian		0
Native American		0

6th Period
 Conference
 Grade: Fifth
 Teacher: K. Hadley
 1st Period
 Total number of students 27
 Black 11
 White 16
 Hispanic 0
 Asian 0
 Native American 0

2nd Period
 Total number of students 27
 Black 11
 White 16
 Hispanic 0
 Asian 0
 Native American 0

3rd Period
 Total number of students 27
 Black 11
 White 16
 Hispanic 0
 Asian 0
 Native American 0

4th Period
 Total number of students 26
 Black 9
 White 14
 Hispanic 2
 Asian 1
 Native American 0

5th Period
 Total number of students 26
 Black 9
 White 14
 Hispanic 2
 Asian 1
 Native American 0

6th Period
 Conference
 Grade: Fifth
 Teacher: S. Harris
 1st Period
 Total number of students 24
 Black 9
 White 15
 Hispanic 0
 Asian 0
 Native American 0

2nd Period
 Total number of students 24
 Black 9
 White 15
 Hispanic 0
 Asian 0
 Native American 0

3rd Period
 Total number of students 24
 Black 9
 White 15
 Hispanic 0
 Asian 0
 Native American 0

4 th Period		Total number of students 24
Black		7
White	15	
Hispanic		2
Asian		0
Native American		0
5 th Period		Total number of students 24
Black		7
White	15	
Hispanic		2
Asian		0
Native American		0
6 th Period		Conference
Grade:		Fifth
Teacher:		P. Simpson
1 st Period		Total number of students 25
Black		7
White	16	
Hispanic		2
Asian		0
Native American		0
2 nd Period		Total number of students 24
Black		7
White	15	
Hispanic		2
Asian		0
Native American		0
3 rd Period		Total number of students 24
Black		7
White	15	
Hispanic		2
Asian		0
Native American		0
4 th Period		Total number of students 24
Black		9
White	15	
Hispanic		0
Asian		0
Native American		0
5 th Period		Total number of students 24
Black		9
White	15	
Hispanic		0
Asian		0
Native American		0
6 th Period		Conference
Grade:		Sixth (Band)
Teacher:		R. Cox
1 st Period - Only		Total number of students 33
Black		5
White	26	
Hispanic		2
Asian		0
Native American		0
2 nd Period		Conference
3 rd – 7 th Period		at Independence High School
Grade:		Sixth

Teacher:		C. Dodson
1 st Period		Total number of students 13
Black		3
White	7	
Hispanic		3
Asian		0
Native American		0
2 nd Period		Total number of students 24
Black		5
White	17	
Hispanic		2
Asian		0
Native American		0
3 rd Period		Total number of students 24
Black		4
White	20	
Hispanic		0
Asian		0
Native American		0
4 th Period		Total number of students 24
Black		6
White	15	
Hispanic		3
Asian		0
Native American		0
5 th Period		Total number of students 24
Black		6
White	15	
Hispanic		3
Asian		0
Native American		0
6 th Period		Total number of students 26
Black		6
White	17	
Hispanic		3
Asian		0
Native American		0
7 th Period		Conference
Grade:		Sixth
Teacher:		H. Miller
1 st Period		Total number of students 15
Black		3
White	12	
Hispanic		0
Asian		0
Native American		0
2 nd Period		Total number of students 26
Black		6
White	17	
Hispanic		3
Asian		0
Native American		0
3 rd Period		Total number of students 24
Black		6
White	15	
Hispanic		3
Asian		0
Native American		0

4 th Period		Total number of students 24
Black		4
White	20	
Hispanic		0
Asian		0
Native American		0
5 th Period		Total number of students 24
Black		4
White	20	
Hispanic		0
Asian		0
Native American		0
6 th Period		Total number of students 24
Black		5
White	17	
Hispanic		2
Asian		0
Native American		0
7 th Period		Conference
Grade:		Sixth
Teacher:		K. Pierce
1 st Period		Total number of students 14
Black		4
White	9	
Hispanic		1
Asian		0
Native American		0
2 nd Period		Total number of students 24
Black		4
White	20	
Hispanic		0
Asian		0
Native American		0
3 rd Period		Total number of students 24
Black		5
White	17	
Hispanic		2
Asian		0
Native American		0
4 th Period		Total number of students 26
Black		6
White	17	
Hispanic		3
Asian		0
Native American		0
5 th Period		Total number of students 26
Black		6
White	17	
Hispanic		3
Asian		0
Native American		0
6 th Period		Total number of students 24
Black		6
White	15	
Hispanic		3
Asian		0
Native American		0
7 th Period		Conference

Grade:	Sixth
Teacher	J. Ray
1 st Period	Total number of students 16
Black	5
White	10
Hispanic	1
Asian	0
Native American	0

2 nd Period	Total number of students 24
Black	6
White	15
Hispanic	3
Asian	0
Native American	0

3 rd Period	Total number of students 26
Black	6
White	17
Hispanic	3
Asian	0
Native American	0

4 th Period	Total number of students 24
Black	5
White	17
Hispanic	2
Asian	0
Native American	0

5 th Period	Total number of students 24
Black	5
White	17
Hispanic	2
Asian	0
Native American	0

6 th Period	Total number of students 24
Black	4
White	20
Hispanic	0
Asian	0
Native American	0

7 th Period	Conference
------------------------	------------

Strayhorn School
(Strayhorn Elementary)

Grade:	Kindergarten
Teacher:	K. Edwards
Total Number of Students:	28
Black	0
White	25
Hispanic	3
Asian	0
Native American	0

Grade:	Kindergarten
Teacher:	V. Newson
Total Number of Students:	27
Black	2
White	25
Hispanic	0

Asian 0
Native American 0

Grade: Kindergarten
Teacher: A. Sowell
Total Number of Students: 28
Black 3
White 25
Hispanic 0
Asian 0
Native American 0

Grade: Gifted (Second – Sixth)
Teacher: N. Grant
Total Number of Students 47
Black 2
White 42
Hispanic 2
Asian 1
Native American 0

7th Period Conference

Grade: SPED
Teacher: A. Ross
1st Period Total number of students 8
Black 2
White 6
Hispanic 0
Asian 0
Native American 0
2nd Period Total number of students 9
Black 0
White 9
Hispanic 0
Asian 0
Native American 0

3rd Period Total number of students 5
Black 1
White 4
Hispanic 0
Asian 0 *
Native American 0

4th Period Total number of students 4
Black 1
White 3
Hispanic 0
Asian 0
Native American 0

5th Period Total number of students 5
Black 0
White 5
Hispanic 0
Asian 0
Native American 0

6th Period Total number of students 9
Black 1
White 8
Hispanic 0
Asian 0
Native American 0

7th Period Total number of students 6
Black 1

White	5
Hispanic	0
Asian	0
Native American	0
8 th Period	Conference
Grade:	SPED
Teacher:	C. Hamrick
1 st Period	Total number of students 6
Black	1
White	5
Hispanic	0
Asian	0
Native American	0
2 nd Period	Total number of students 8
Black	1
White	7
Hispanic	0
Asian	0
Native American	0
3 rd Period	Total number of students 4
Black	0
White	4
Hispanic	0
Asian	0
Native American	0
4 th Period	Conference
5 th Period	Total number of students 6
Black	1
White	5
Hispanic	0
Asian	0
Native American	0
6 th Period	Total number of students 3
Black	1
White	2
Hispanic	0
Asian	0
Native American	0
7 th Period	Total number of students 5
Black	1
White	4
Hispanic	0
Asian	0
Native American	0
Grade:	SPED
Teacher:	C. Tyree
1 st Period	Total number of students 4
Black	0
White	4
Hispanic	0
Asian	0
Native American	0
2 nd Period	Total number of students 5
Black	0
White	5

Hispanic	0
Asian	0
Native American	0
3 rd Period	Total number of students 2
Black	0
White	2
Hispanic	0
Asian	0
Native American	0
4 th Period	Total number of students 2
Black	0
White	2
Hispanic	0
Asian	0
Native American	0
5 th Period	Total number of students 4
Black	0
White	4
Hispanic	0
Asian	0
Native American	0
6 th Period	Total number of students 5
Black	0
White	5
Hispanic	0
Asian	0
Native American	0
7 th Period	Total number of students 5
Black	0
White	5
Hispanic	0
Asian	0
Native American	0
8 th Period	Conference
Grade:	First
Teacher:	M. Raper
Total Number of Students:	22
Black	2
White	19
Hispanic	1
Asian	0
Native American	0
Grade:	First
Teacher:	B. Rhodes
Black	1
White	18
Hispanic	4
Asian	0
Native American	0
Grade:	First
Teacher:	K. Ricks
Total Number of Students:	22
Black	0
White	22
Hispanic	0
Asian	0
Native American	0
Grade:	First

Teacher:	M. Young
Total Number of Students:	23
Black	0
White	23
Hispanic	0
Asian	0
Native American	0
Grade:	Second
Teacher:	R. Burns
Total Number of Students:	22
Black	4
White	17
Hispanic	1
Asian	0
Native American	0
Grade:	Second
Teacher:	W. Lentz
Total Number of Students:	22
Black	2
White	17
Hispanic	3
Asian	0
Native American	0
Grade:	Second
Teacher:	S. Moyer
1 st Period	Total number of students 22
Black	2
White	19
Hispanic	1
Asian	0
Native American	0
2 nd Period	Total number of students 21
Black	2
White	18
Hispanic	1
Asian	0
Native American	0
3 rd Period	Total number of students 21
Black	2
White	18
Hispanic	1
Asian	0
Native American	0
4 th Period	Total number of students 22
Black	20
White	1
Hispanic	1
Asian	0
Native American	0
5 th Period	Total number of students 22
Black	20
White	1
Hispanic	1
Asian	0
Native American	0
6 th Period	Total number of students 22
Black	2
White	19

Hispanic		1
Asian		0
7 th Period		Total number of students 22
Black	2	
White		19
Hispanic		1
Asian		0
Native American		0
8 th Period		Conference
Grade:		Third
Teacher:		K. Daniel
Total Number of Students:		22
Black		0
White		22
Hispanic		0
Asian		0
Native American		0
Grade:		Third
Teacher:		M. Lacefield
Total Number of Students:		22
Black		1
White		18
Hispanic		3
Asian		0
Native American		0
Grade		Third
Teacher		M. Lester
Total Number of Students:		19
Black		1
White		16
Hispanic		2
Asian		0
Native American		0
Grade:		Third
Teacher:		J. White
Total Number of Students:		21
Black		2
White		17
Hispanic		2
Asian		0
Native American		0
Grade:		Fourth
Teacher:		M. Lentz
1 st Period		Total number of students: 22
Black		0
White		18
Hispanic		4
Asian		0
Native American		0
2 nd Period		Total number of students 22
Black		0
White		18
Hispanic		4
Asian		0
Native American		0
3 rd Period		Total number of students 22
Black		0
White		18

Hispanic	4
Asian	0
Native American	0
4 th Period	Total number of students 23
Black	4
White	19
Hispanic	0
Asian	0
Native American	0
5 th Period	Total number of students 22
Black	0
White	18
Hispanic	4
Asian	0
Native American	0
6 th Period	Total number of students 23
Black	4
White	19
Hispanic	0
Asian	0
Native American	0
7 th Period	Total number of students 23
Black	5
White	18
Hispanic	0
Asian	0
Native American	0
8 th Period	Conference
Grade:	Fourth
Teacher:	L. Parker
1 st Period	Total number of students 19
Black	3
White	16
Hispanic	0
Asian	0
Native American	0
2 nd Period	Total number of students 19
Black	3
White	16
Hispanic	0
Asian	0
Native American	0
3 rd Period	Total number of students 20
Black	3
White	17
Hispanic	0
Asian	0
Native American	0
4 th Period	Total number of students 23
Black	1
White	22
Hispanic	0
Asian	0
Native American	0
5 th Period	Total number of students 21
Black	2

White	19
Hispanic	0
Asian	0
Native American	0
6 th Period	Total number of students 23
Black	1
White	22
Hispanic	0
Asian	0
Native American	0
7 th Period	Total number of students 23
Black	1
White	22
Hispanic	0
Asian	0
Native American	0
8 th Period	Conference
Grade:	Fourth
Teacher:	D. Phelps
1 st Period	Total number of students 23
Black	1
White	22
Hispanic	0
Asian	0
Native American	0
2 nd Period	Total number of students 23
Black	1
White	22
Hispanic	0
Asian	0
Native American	0
3 rd Period	Total number of students 23
Black	1
White	22
Hispanic	0
Asian	0
Native American	0
4 th Period	Total number of students 19
Black	3
White	16
Hispanic	0
Asian	0
Native American	0
5 th Period	Total number of students 23
Black	1
White	22
Hispanic	0
Asian	0
Native American	0
6 th Period	Total number of students 19
Black	3
White	16
Hispanic	0
Asian	0
Native American	0

7 th Period	Total number of students 20
Black	3
White	17
Hispanic	0
Asian	1
Native American	0

8 th Period	Conference
------------------------	------------

Grade:	Fourth
Teacher:	S. Yow

1 st Period	Total number of students 23
Black	5
White	18
Hispanic	0
Asian	0
Native American	0

2 nd Period	Total number of students 23
Black	5
White	18
Hispanic	0
Asian	0
Native American	0

3 rd Period	Total number of students 23
Black	5
White	18
Hispanic	0
Asian	0
Native American	0

4 th Period	Total number of students 22
Black	0
White	18
Hispanic	4
Asian	0
Native American	0

5 th Period	Total number of students 23
Black	5
White	18
Hispanic	0
Asian	0
Native American	0

6 th Period	Total number of students 22
Black	0
White	18
Hispanic	4
Asian	0
Native American	0

7 th Period	Total number of students 22
Black	0
White	18
Hispanic	4
Asian	0
Native American	0

8 th Period	Conference
------------------------	------------

Grade:	Fifth
--------	-------

Teacher:		K. Begrin
1 st Period		Total number of students 27
Black	2	
White		25
Hispanic		0
Asian		0
Native American		0
2 nd Period		Total number of students 27
Black	2	
White		25
Hispanic		0
Asian		0
Native American		0
3 rd Period		Total number of students 27
Black		2
White		25
Hispanic		0
Asian		0
Native American		0
4 th Period		Total number of students 28
Black		3
White		23
Hispanic		1
Asian		0
Native American		1
5 th Period		Total number of students 28
Black		3
White		23
Hispanic		1
Asian		0
Native American		1
6 th Period		Total number of students 25
Black		3
White		20
Hispanic		2
Asian		0
Native American		0
7 th Period		Total number of students 25
Black		3
White		20
Hispanic		2
Asian		0
Native American		0
8 th Period		Conference
Grade:		Fifth
Teacher:		T. Justo
1 st Period		Total number of students 25
Black	3	
White		20
Hispanic		2
Asian		0
Native American		0
2 nd Period		Total number of students 25
Black	3	
White		20
Hispanic		2
Asian		0
Native American		0

3 rd Period		Total number of students 26
Black		5
White		19
Hispanic		2
Asian		0
Native American		0
4 th Period		Total number of students 27
Black		2
White		25
Hispanic		0
Asian		0
Native American		0
5 th Period		Total number of students 27
Black		2
White		25
Hispanic		0
Asian		0
Native American		0
6 th Period		Total number of students 28
Black		2
White		24
Hispanic		1
Asian		0
Native American		1
7 th Period		Total number of students 28
Black		2
White		24
Hispanic		1
Asian		0
Native American		1
8 th Period		Conference
Grade:		Fifth
Teacher:		T. Willard
1 st Period		Total number of students 28
Black	3	
White		23
Hispanic		1
Asian		0
Native American		1
3 rd Period		Total number of students 28
Black		3
White		23
Hispanic		1
Asian		0
Native American		1
4 th Period		Total number of students 25
Black	3	
White		20
Hispanic		2
Asian		0
Native American		0
5 th Period		Total number of students 25
Black		3
White		20
Hispanic		2

Asian	0
Native American	0
6 th Period	Total number of students 27
Black	2
White	25
Hispanic	0
Asian	0
Native American	0

7 th Period	Total number of students 27
Black	2
White	25
Hispanic	0
Asian	0
Native American	0

8 th Period	Conference
------------------------	------------

Grade:	Sixth
Teacher:	S. Carson
1 st Period	Total number of students 23
Black	2
White	19
Hispanic	2
Asian	0
Native American	0

2 nd Period	Total number of students 23
Black	2
White	19
Hispanic	2
Asian	0
Native American	0

3 rd Period	Total number of students 23
Black	3
White	17
Hispanic	3
Asian	0
Native American	0

4 th Period	Total number of students 24
Black	2
White	20
Hispanic	2
Asian	0
Native American	0

5 th Period	Total number of students 23
Black	3
White	17
Hispanic	3
Asian	0
Native American	0

6 th Period	Total number of students 26
Black	3
White	22
Hispanic	0
Asian	1
Native American	0

7 th Period	Total number of students 26
------------------------	-----------------------------

Black	3
White	22
Hispanic	0
Asian	1
Native American	0

8th Period Conference

Grade:	Sixth
Teacher:	F. King
1 st Period	Total number of students 26
Black	3
White	22
Hispanic	0
Asian	1
Native American	0

2 nd Period	Total number of students 26
Black	3
White	22
Hispanic	0
Asian	1
Native American	0

3 rd Period	Total number of students 23
Black	2
White	19
Hispanic	2
Asian	0
Native American	0

4 th Period	Total number of students 26
Black	3
White	22
Hispanic	0
Asian	1
Native American	0

5 th Period	Total number of students 23
Black	2
White	19
Hispanic	2
Asian	0
Native American	0

6 th Period	Total number of students 25
Black	2
White	20
Hispanic	3
Asian	0
Native American	0

7 th Period	Total number of students 25
Black	3
White	19
Hispanic	3
Asian	0
Native American	0

8th Period Conference

Grade:	Sixth
Teacher:	C. Ricks

1 st Period		Total number of students 23
Black		3
White		17
Hispanic		3
Asian		0
Native American	0	
2 nd Period		Total number of students 23
Black		3
White		17
Hispanic		3
Asian		0
Native American	0	
3 rd Period		Total number of students 26
Black		3
White		22
Hispanic		0
Asian		1
Native American	0	
4 th Period		Total number of students 24
Black		3
White		18
Hispanic		3
Asian		0
Native American	0	
5 th Period		Total number of students 26
Black		3
White		22
Hispanic		0
Asian		1
Native American	0	
6 th Period		Total number of students 26
Black		3
White		22
Hispanic		0
Asian		1
Native American		0
7 th Period		Total number of students 23
Black		2
White		19
Hispanic		2
Asian		0
Native American	0	
8 th Period		Conference

Strayhorn High School

Grade:	SPED
Teacher:	J. Jarreau
1 st Period	Total number of students 2
Black	0
White	2
Hispanic	0
Asian	0
Native American	0
2 nd Period	Total number of students 2
Black	0
White	2

Hispanic	0
Asian	0
Native American	0
3 rd Period	Total number of students 2
Black	0
White	2
Hispanic	0
Asian	0
Native American	0
4 th Period	Conference
5 th Period	Total number of students 4
Black	3
White	1
Hispanic	0
Asian	0
Native American	0
6 th Period	Total number of students 1
Black	1
White	0
Hispanic	0
Asian	0
Native American	0
7 th Period	Total number of students 15
Black	1
White	14
Hispanic	0
Asian	0
Native American	0
Grade:	SPED
Teacher:	D. Ransom
1 st Period	Total number of students 2
Black	0
White	2
Hispanic	0
Asian	0
Native American	0
2 nd Period	Total number of students 4
Black	1
White	3
Hispanic	0
Asian	0
Native American	0
3 rd Period	Total number of students 9
Black	5
White	4
Hispanic	0
Asian	0
Native American	0
4 th Period	Total number of students 3
Black	2
White	1
Hispanic	0
Asian	0
Native American	0
5 th Period	Total number of students 8
Black	2
White	6

Hispanic	0	
Asian	0	
Native American	0	
6 th Period	Total number of students	8
Black	4	
White	4	
Hispanic	0	
Asian	0	
Native American	0	
7 th Period	Conference	
Grade:	Seventh & Eighth (SPED)	
Teacher:	C. Twilley	
1 st Period	Total number of students	2
Black	0	
White	2	
Hispanic	0	
Asian	0	
Native American	0	
2 nd Period	Total number of students	8
Black	1	
White	7	
Hispanic	0	
Asian	0	
Native American	0	
3 rd Period	Total number of students	6
Black	1	
White	5	
Hispanic	0	
Asian	0	
Native American	0	
4 th Period	Total number of students	7
Black	1	
White	5	
Hispanic	0	
Asian	0	
Native American	0	
5 th Period	Total number of students	1
Black	0	
White	1	
Hispanic	0	
Asian	0	
Native American	0	
6 th Period	Total number of students	5
Black	1	
White	4	
Hispanic	0	
Asian	0	
Native American	0	
7 th Period	Total number of students	9
Black	1	
White	8	
Hispanic	0	
Asian	0	
Native American	0	

Grade:		Seventh & Eighth
Teacher:		R. Card
1 st Period		Total number of students 22
Black		1
White		21
Hispanic		0
Asian		0
Native American	0	
2 nd Period		Total number of students 20
Black		1
White		18
Hispanic		1
Asian		0
Native American		0
3 rd Period		Total number of students 20
Black		2
White		17
Hispanic		1
Asian		0
Native American		0
4 th Period		Total number of students 26
Black		2
White		23
Hispanic		1
Asian		0
Native American		0
5 th Period		Conference
6 th Period		Total number of students 23
Black		3
White	20	
Hispanic		0
Asian		0
Native American		0
7 th Period		Total number of students 18
Black		4
White		14
Hispanic		0
Asian		0
Native American		0
8 th Period		Total number of students 1
Black		1
White		0
Hispanic		0
Asian		0
Native American		0
Asian		0
Native American		0
Grade:		Seventh & Eighth
Teacher:		J. Gayden
1 st Period		Total number of students 26
Black		4
White		19
Hispanic		3
Asian		0
Native American		0

2 nd Period		Total number of student 28
Black		1
White		27
Hispanic		0
Asian		0
Native American		0
3 rd Period		Total number of students 21
Black	3	18
White		0
Hispanic		0
Asian		0
Native American	0	
4 th Period		Total number of students 24
Black		2
White		22
Hispanic		0
Asian		0
Native American		0
5 th Period		Total Number of Students 25
Black		0
White		23
Hispanic		2
Asian		0
Native American		0
6 th Period		Conference
7 th Period		Total Number of Students 24
Black		2
White		21
Hispanic		1
Asian		0
Native American		0
Grade:		Eighth – Tenth
Teacher:		M. Carter (& Assistant Principal)
1 st Period		Total number of students 23
Black		2
White		20
Hispanic		1
Asian		0
Native American		0
2 nd Period		Total Number of Students 23
Black		21
White		1
Hispanic		1
Asian		0
Native American		0
3 rd Period		Total Number of Students 23
Black		3
White		17
Hispanic		2
Asian		1
Native American		0
4 th Period		Assistant Principal
5 th Period		Assistant Principal
6 th Period		Assistant Principal
7 th Period		Conference

Teacher J. Merica
 Grades: Eighth – Tenth
 1st Period Total number of students 23
 Black 3
 White 18
 Hispanic 1
 Asian 0
 Native American 1

2nd Period Total number of students 11
 Black 2
 White 9
 Hispanic 0
 Asian 0
 Native American 0

3rd Period Total number of students 19
 Black 4
 White 14
 Hispanic 1
 Asian 0
 Native American 0

4th Period Total number of students 24
 Black 1
 White 0
 Hispanic 1
 Asian 0
 Native American 0

5th Period Conference

6th Period Total number of students 9
 Black 1
 White 7
 Hispanic 0
 Asian 0
 Native American 0

7th Period Total number of students 16
 Black 1
 White 15
 Hispanic 0
 Asian 0
 Native American 0

Teacher: R. Collins (part-time)
 Grade: Ninth – Twelfth
 (Taught only 3 class periods)

1st Period Total number of students 20
 Black 3
 White 16
 Hispanic 0
 Asian 1
 Native American 0

2nd Period Total number of students 22
 Black 2
 White 19
 Hispanic 0
 Asian 1
 Native American 0

3rd Period Total number of students 28
 Black 3

White		25
Hispanic	0	
Asian		0
Native American		0
Grade:		Ninth– Twelfth
Teacher:		C. Floyd
1 st Period		Total number of students 23
Black		3
White		19
Hispanic		0
Asian		0
Native American		1
2 nd Period		Total number of students 21
Black		0
White		20
Hispanic		0
Asian		0
Native American		1
3 rd Period		Total number of students 8
Black		0
White	8	
Hispanic		0
Asian		0
Native American		0
4 th Period		Conference
5 th Period		Total number of students 25
Black		2
White		22
Hispanic		1
Asian		0
Native American		0
6 th Period		Total number of students 25
Black		5
White		19
Hispanic		1
Asian		0
Native American		0
7 th Period		Total number of students 17
Black		2
White	10	
Hispanic		2
Asian		1
Native American		0
Grade:		Tenth – Twelfth
Teacher:		B. Boyd
1 st Period		Total number of students 18
Black		2
White		15
Hispanic		1
Asian	0	
Native American	0	
2 nd Period		Total number of students 19
Black		2
White	17	
Hispanic		0
Asian		0
Native American		0
3 rd Period		Total number of students 23

Black		2
White		21
Hispanic		0
Asian		0
Native American		0
4 th Period		Total number of students 24
Black		2
White		21
Hispanic		0
Asian		1
Native American		0
5 th Period		Total number of students 25
Black		2
White		21
Hispanic		1
Asian		0
Native American		1
6 th Period		Total number of students 20
Black		3
White		17
Hispanic		0
Asian		0
Native American		1
7 th Period		Conference
Grade:		J. Underwood
Teacher:		Nineth – Twelfth
1 st Period		Total number of Students 16
Black		2
White	14	
Hispanic		0
Asian		0
Native American	0	
2 nd Period		Total number of students 9
Black		0
White		8
Hispanic		1
Asian		0
Native American		0
3 rd Period		Total number of students 17
Black		1
White		15
Hispanic		1
Asian		0
Native American		0
4 th Period		Total number of students 26
Black		3
White		20
Hispanic		3
Asian		0
Native American		0
5 th Period		Total number of students 32
Black		3
White		27
Hispanic		2
Asian		0
Native American		0
6 th Period		Conference

7th Period	Total number of students 34
Black	3
White	30
Hispanic	0
Asian	0
Native American	1
Black	0
White	11
Hispanic	0
Asian	0
Grade:	Seventh - Twelfth
Teacher:	D. Collins
1 st Period	Total number of students 30
Black	1
White	28
Hispanic	1
Asian	0
Native American	0
2 nd Period	Total number of students 29
Black	4
White	24
Hispanic	1
Asian	0
Native American	0
3 rd Period	Total number of students 29
Black	4
White	25
Hispanic	0
Asian	0
Native American	0
4 th Period	Conference
5 th Period	Total number of students 55 (P.E.)
Black	8
White	47
Hispanic	0
Asian	0
Native American	0
6 th Period	Total number of students 76 (P.E.)
Black	5
White	68
Hispanic	3
Asian	0
Native American	0
7 th Period	Total number of students 43 (P.E.)
Black	10
White	31
Hispanic	2
Asian	0
Native American	0
Grade:	Tenth – Twelfth
Teacher:	J. Jones
1 st Period	Total number of students 2
Black	0
White	2
Hispanic	0
Asian	0
Native American	0

2 nd Period	Total number of students 18
Black	2
White	16
Hispanic	0
Asian	0
Native American	0
3 rd Period	Total number of students 9
Black	2
White	7
Hispanic	0
Asian	0
Native American	0
4 th Period	Total number of students 22
Black	2
White	19
Hispanic	0
Asian	1
Native American	0
5 th Period	Total number of students 23
Black	2
White	19
Hispanic	1
Asian	1
Native American	0
6 th Period	Conference
7 th Period	Total number of students 12
Black	1
White	10
Hispanic	1
Asian	0
Native American	0
Grade:	Ninth - Twelfth
Teacher:	C. Laplante
1 st Period	Total number of students 3
Black	0
White	3
Hispanic	0
Asian	0
Native American	0
2 nd Period	Total number of students 8
Black	0
White	9
Hispanic	0
Asian	0
Native American	0
3 rd Period	Total number of students 7
Black	0
White	6
Hispanic	1
Asian	0
Native American	0
4 th Period	Total number of students 2
Black	0
White	2
Hispanic	0

Asian		0
Native American		0
5 th Period		Total number of students 7
Black		1
White		6
Hispanic	0	
Asian		0
Native American		0
6 th Period		Total number of students 4
Black		0
White		4
Hispanic		0
Asian		0
Native American		0
7 th Period		Conference
Grade:		Tenth – Twelfth
Teacher:		J. Miller
1 st Period		Total number of students 17
Black		3
White		14
Hispanic		0
Asian		0
Native American		0
2 nd Period		Total number of students 7
Black		2
White		5
Hispanic		0
Asian		0
Native American		0
3 rd Period		Total number of students 19
Black		1
White		17
Hispanic		1
Asian		0
Native American		0
4 th Period		Total number of students 26
Black		1
White		24
Hispanic		0
Asian		0
Native American		1
5 th Period		Total number of students 11
Black		2
White		8
Hispanic		0
Asian		0
Native American		1
6 th Period		Total number of students 17
Black		3
White	13	
Hispanic		1
Asian		0
Native American		0
7 th Period		Conference

Grade: Ninth & Tenth
 Teacher: S. Moore
 1st Period Total number of students 17
 Black 1
 White 15
 Hispanic 1
 Asian 0
 Native American 0

2nd Period Total number of students 16
 Black 3
 White 12
 Hispanic 0
 Asian 0
 Native American 1

3rd Period Total number of students 23
 Black 0
 White 23
 Hispanic 0
 Asian 0
 Native American 0

4th Period Total number of students 26
 Black 6
 White 18
 Hispanic 2
 Asian 0
 Native American 0

5th Period Total number of students 30
 Black 5
 White 24
 Hispanic 1
 Asian 0
 Native American 0

6th Period Conference

7th Period Total number of students 21
 Black 1
 White 19
 Hispanic 1
 Asian 0
 Native American 1

Grade: Ninth – Twelfth
 Teacher: R. Red
 1st Period Total number of students 20
 Black 2
 White 17
 Hispanic 1
 Asian 0
 Native American 0

2nd Period Total number of students 7
 Black 0
 White 7
 Hispanic 0
 Asian 0
 Native American 0

3rd Period Total number of students 7
 Black 1
 White 6
 Hispanic 0

Asian	0
Native American	0
4 th Period	Total number of students 19
Black	2
White	17
Hispanic	0
Asian	0
Native American	0

5th Period Conference

Periods 6 – 8 at Coldwater Attendance Center

Grade:	Ninth – Twelfth
Teacher:	S. Rowe
1 st Period	Total number of students 19
Black	1
White	16
Hispanic	2
Asian	0
Native American	0

2 nd Period	Total number of students 17
Black	1
White	14
Hispanic	1
Asian	0
Native American	1

3 rd Period	Total number of students 21
Black	3
White	16
Hispanic	1
Asian	1
Native American	0

4 th Period	Total number of students 32 (General Music)
Black	2
White	29
Hispanic	0
Asian	0
Native American	1

5 th Period	Total number of students 30
Black	5
White	24
Hispanic	1
Asian	0
Native American	0

6th Period Conference

Grade:	Eighth - Twelfth
Teacher:	T. Skinner
1 st Period	Total number of students 31
Black	2
White	28
Hispanic	1
Asian	0
Native American	0

2 nd Period	Total number of students 22
Black	0
White	21
Hispanic	1
Asian	0
Native American	0

3 rd Period	Total number of students 22
Black	1
White	20
Hispanic	1
Asian	0
Native American	0
4 th Period	Conference
5 th Period	Coach of Athletics
6 th Period	Total number of students 25
Black	4
White	20
Hispanic	1
Asian	0
Native American	0
7 th Period	Coach of Athletics
Grade:	Ninth – Twelfth
Teacher:	A. Taylor
1 st Period	Conference
2 nd Period	Total number of students 16
Black	2
White	12
Hispanic	2
Asian	0
Native American	0
3 rd Period	Total number of students 14
Black	0
White	12
Hispanic	0
Asian	0
Native American	2
3 rd Period	Total number of students 17
Black	0
White	17
Hispanic	0
Asian	0
Native American	0
4 th Period	Total number of students 17
Black	0
White	17
Hispanic	0
Asian	0
Native American	0
5 th Period	Total number of students 9
Black	0
White	9
Hispanic	0
Asian	0
Native American	0
7 th Period	Total number of students 16

Black		2
White	14	
Hispanic		0
Asian		0
Native American		0
Grade:		Tenth – Twelfth
Teacher:		K. Watts
5 th Period		Total number of students 23
Black		3
White		20
Hispanic		0
Asian		0
Native American		0
6 th Period		Total number of students 30
Black		2
White		27
Hispanic		0
Asian		0
Native American		1
7 th Period		Total number of students 27
Black		2
White		24
Hispanic		1
Asian		0
Native American		0

INDEPENDENCE HIGH SCHOOL

Grade:		(SPED) Inclusion or Tutorial/Study Skills
Teacher:		J. Dock
1 st Period		Total number of students 10
Black		10
White	0	
Hispanic	0	
Asian	0	
Native American		0

2nd Period

Conference

3rd Period

Total number of students 11

Black

1

White

10

Hispanic

0

Asian

0

Native American

0

4th Period

Total number of students 10

Black

2

White

8

Hispanic

0

Asian

0

Native American

0

5th Period

Total number of students 11

Black

2

White

9

Hispanic

0

Asian

0

Native American

0

6th Period

Total number of students 12

Black

2

White

10

Hispanic

0

Asian

0

Native American

0

7th Period

Total number of students 11

Black

2

White

9

Hispanic

0

Asian

0

Native American

0

Grade:

SPED (Ninth – Twelfth)

Teacher:

C. Faulkner

1st Period

Total number of students 5

Black

2

White

3

Hispanic

0

Asian

0

Native American

0

2nd Period

Total number of students 2

Black

1

White

1

Hispanic

0

Asian

0

Native American

0

3rd Period

Total number of students 3

Black

1

White

2

Hispanic

0

Asian

0

Native American

0

4th Period

Total number of students 1

Black

1

White	0	
Hispanic	0	
Asian	0	
Native American		0
5 th Period		Conference
6 th Period		Total number of students 8
Black		4
White	4	
Hispanic	0	
Asian	0	
Native American		0
7 th Period		Total number of students 3
Black		1
White	2	
Hispanic	0	
Asian	0	
Native American		0
Grade:		SPED
Teacher:		K. Hosney
1 st Period		Total number of students 4
Black		4
White	0	
Hispanic	0	
Asian	0	
Native American		0
2 nd Period		Total number of students 4
Black		4
White	0	
Hispanic	0	
Asian	0	
Native American		0
3 rd Period		Total number of students 4
Black	2	
White	2	
Hispanic	0	
Asian	0	
Native American		0
4 th Period		Total number of students 4
Black		2
White	2	
Hispanic	0	
Asian	0	
Native American		0
5 th Period		Total number of students 8
Black		6
White	2	
Hispanic	0	
Asian	0	
Native American		0
6 th Period		Total number of students 5
Black		3
White	2	
Hispanic	0	
Asian	0	
Native American		0
7 th Period		Conference
Grade:		Tenth - Eleventh

Teacher:		D. Nixon (part-time)
1 st Period		Total number of students 6
Black		3
White	3	
Hispanic	0	
Asian	0	
Native American		0
2 nd Period		Total number of students 4
Black		3
White	1	
Hispanic	0	
Asian	0	
Native American		0
3 rd Period		Conference
4 th Period		Total number of students 5
Black	4	
White	1	
Hispanic	0	
Asian	0	
Native American		0
Grade:		Seventh
Teacher:		L. Jamison
1 st Period		Total number of students 11
Black		11
White	0	
Hispanic	0	
Asian	0	
Native American		0
2 nd Period		Total number of students 22
Black		10
White	12	
Hispanic	0	
Asian	0	
Native American		0
3 rd Period		Total number of students 25
Black	14	
White	11	
Hispanic	0	
Asian	0	
Native American		0
4 th Period		Total number of students 24
Black		6
White	17	
Hispanic	1	
Asian	0	
Native American		0
5 th Period		Conference
6 th Period		Total number of students 23
Black		5
White	16	
Hispanic	2	
Asian	0	
Native American		0
7 th Period		Total number of students 20
Black		6
White	14	
Hispanic	0	

Asian	0	
Native American		0
Grade:		Seventh
Teacher:		D.J. Johnson
1 st Period		Total number of students 30
Black		8
White	21	
Hispanic	1	
Asian	0	
Native American		0
2 nd Period		Conference
3 rd Period		Total number of students 17
Black		6
White	10	
Hispanic	1	
Asian	0	
Native American		0
4 th Period		Total number of students 26
Black	12	
White	13	
Hispanic	1	
Asian	0	
Native American		0
5 th Period		Total number of students 29
Black		9
White	20	
Hispanic	0	
Asian	0	
Native American		0
6 th Period		Total number of students 24
Black		9
White	15	
Hispanic	0	
Asian	0	
Native American		0
7 th Period		Total number of students 15
Black		9
White	6	
Hispanic	0	
Asian	0	
Native American		0
Grade:		Seventh
Teacher:		H. Little
1 st Period		Total number of students 23
Black		8
White	13	
Hispanic	2	
Asian	0	
Native American		0
2 nd Period		Total number of students 20
Black		8
White	12	
Hispanic	0	
Asian	0	
Native American		0

3 rd Period		Total number of students 22
Black	5	
White	16	
Hispanic	1	
Asian	0	
Native American		0
4 th Period		Total number of students 29
Black		10
White	19	
Hispanic	0	
Asian	0	
Native American		0
5 th Period		Total number of students 28
Black		16
White	12	
Hispanic	0	
Asian	0	
Native American		0
6 th Period		Conference
7 th Period		Total number of students 19
Black		6
White	13	
Hispanic	0	
Asian	0	
Native American		0
Grade:		Seventh
Teacher:		J. Morgan
1 st Period		Total number of students 30
Black		10
White	20	
Hispanic	0	
Asian	0	
Native American		0
2 nd Period		Total number of students 29
Black		14
White	15	
Hispanic	0	
Asian	0	
Native American		0
3 rd Period		Total number of students 24
Black	9	
White	14	
Hispanic	1	
Asian	0	
Native American		0
4 th Period		Total number of students 28
Black		11
White	17	
Hispanic	0	
Asian	0	
Native American		0
5 th Period		Total number of students 30
Black		9
White	19	
Hispanic	2	
Asian	0	
Native American		0

6 th Period		Coach of Athletics
7 th Period		Conference
Grade:		Seventh
Teacher:		J. Self
1 st Period		Conference
2 nd Period		Total number of students 24
Black		10
White	14	
Hispanic	0	
Asian	0	
Native American		0
2 nd Period		Total number of students 18
Black		6
White	12	
Hispanic	0	
Asian	0	
Native American		0
3 rd Period		Total number of students 18
Black	6	
White	12	
Hispanic	0	
Asian	0	
Native American		0
4 th Period		Total number of students 28
Black		11
White	16	
Hispanic	1	
Asian	0	
Native American		0
5 th Period		Total number of students 33
Black		10
White	23	
Hispanic	0	
Asian	0	
Native American		0
6 th Period		Total number of students 19
Black		9
White	10	
Hispanic	0	
Asian	0	
Native American		0
7 th Period		Total number of students 19
Black		7
White		10
Hispanic		2
Asian		0
Native American		0
Grade:		Seventh & Eighth
Teacher:		J. Barham
1 st Period		Conference
2 nd Period		Total Number of Students 18
Black		10
White	7	
Hispanic	1	
Asian		0
Native American		0

3 rd Period		Total Number of Students 23
Black		7
White		15
Hispanic	1	0
Asian		0
Native American		0
4 th Period		Total Number of Students 19
Black		5
White		13
Hispanic	1	0
Asian		0
Native American		0
5 th Period		Total Number of Students 20
Black		4
White		15
Hispanic	1	0
Asian		0
Native American		0
6 th Period		Total Number of Students 19
Black		6
White		13
Hispanic	0	0
Asian		0
Native American		0
7 th Period		Total Number of Students 22
Black		14
White		8
Hispanic	2	0
Asian		0
Native American		0
Grade:		Seventh & Eighth
Teacher:		M. Chambliss
1 st Period		Total Number of Students 17
Black		9
White		8
Hispanic	0	0
Asian		0
Native American		0
2 nd Period		Total Number of Students 22
Black		8
White		13
Hispanic	1	0
Asian		0
Native American		0
3 rd Period		Total Number of Students 19
Black		8
White		11
Hispanic	0	0
Asian		0
Native American		0
4 th Period		Total Number of Students 20
Black		8
White	11	
Hispanic	1	
Asian		0
Native American		0

5 th Period		Total Number of Students 21
Black		10
White		10
Hispanic	1	
Asian		0
Native American		0

6 th Period		Conference
------------------------	--	------------

7 th Period		Total Number of Students 22
Black		6
White		15
Hispanic	1	
Asian		0
Native American		0

Grade:		Seventh & Eighth
Teacher:		C. Hadley
1 st Period		Total number of students 18
Black		8
White		9
Hispanic	1	
Asian		0
Native American		0

2 nd Period		Total number of students 21
Black		12
White		9
Hispanic	0	
Asian		0
Native American		0

3 rd Period		Total number of students 26
Black		10
White		15
Hispanic	1	
Asian		0
Native American		0

4 th Period		Total number of students 17
Black		4
White		12
Hispanic	1	
Asian		0
Native American		0

5 th Period		Conference
------------------------	--	------------

6 th Period		Total number of students 20
Black		6
White		13
Asian		1
Native American		0

7 th Period		Total number of students 20
Black		10
White		9
Hispanic	1	
Asian		0
Native American		0

Grade:		Seventh & Eighth
Teacher:		B. Parker
1 st Period		Total number of students 17
Black		6
White	11	

Hispanic	0	
Asian	0	
Native American		0
2 nd Period		Total number of students 17
Black		6
White	10	
Hispanic	1	
Asian	0	
Native American		0
3 rd Period		Total number of students 19
Black	5	
White	13	
Hispanic	1	
Asian	0	
Native American		0
4 th Period		Total number of students 24
Black		11
White	12	
Hispanic	1	
Asian	0	
Native American		0
5 th Period		Total number of students 19
Black		8
White	11	
Hispanic	0	
Asian	0	
Native American		0
6 th Period		Total number of students 17
Black		6
White	10	
Hispanic	1	
Asian	0	
Native American		0
7 th Period		Conference
Grade:		Seventh & Eighth
Teacher:		D. Speake
1 st Period		Total number of students 19
Black		5
White	13	
Hispanic	1	
Asian	0	
Native American		0
2 nd Period		Conference
3 rd Period		Total number of students 27
Black		15
White	12	
Hispanic	0	
Asian	0	
Native American		0
4 th Period		Total number of students 16
Black	9	
White	7	
Hispanic	0	
Asian	0	
Native American		0

5 th Period		Total number of students 20
Black		4
White	14	
Hispanic	2	
Asian	0	
Native American		0
6 th Period		Total number of students 21
Black		8
White	12	
Hispanic	1	
Asian	0	
Native American		0
7 th Period		Total number of students 27
Black		12
White	15	
Hispanic	0	
Asian	0	
Native American		0
Grade:		Eighth - Eleventh
Teacher:		M.A. Smith
1 st Period		Total number of students 18
Black		7
White	10	
Hispanic	1	
Asian	0	
Native American		0
2 nd Period		Total number of students 14
Black		8
White	6	
Hispanic	0	
Asian	0	
Native American		0
3 rd Period		Total number of students 18
Black	8	
White	8	
Hispanic	2	
Asian	0	
Native American		0
4 th Period		Total number of students 23
Black		7
White	13	
Hispanic	3	
Asian	0	
Native American		0
5 th Period		Total number of students 17
Black		4
White	12	
Hispanic	1	
Asian	0	
Native American		0
6 th Period		Total number of students 22
Black		7
White	15	
Hispanic	0	
Asian	0	
Native American		0
7 th Period		Conference
Grade:		Ninth – Twelfth

Teacher:		H. Dickey
1 st Period		Total number of students 16
Black		4
White	12	
Hispanic	0	
Asian	0	
Native American		0
2 nd Period		Total number of students 25
Black		7
White	17	
Hispanic	1	
Asian	0	
Native American		0
3 rd Period		Total number of students 20
Black	4	
White	16	
Hispanic	0	
Asian	0	
Native American		0
4 th Period		Conference
5 th Period		Total number of students 21
Black		9
White	12	
Hispanic	0	
Asian	0	
Native American		0
6 th Period		Total number of students 18
Black		8
White	10	
Hispanic	0	
Asian	0	
Native American		0
7 th Period		Total number of students 14
Black		4
White	10	
Hispanic	0	
Asian	0	
Native American		0
Grade:		Ninth - Eleventh
Teacher:		J. Green
1 st Period		Total number of students 12
Black		5
White	7	
Hispanic	0	
Asian	0	
Native American		0
2 nd Period		Total number of students 17
Black		7
White	10	
Hispanic	0	
Asian	0	
Native American		0
3 rd Period		Total number of students 23
Black	6	
White	16	
Hispanic	1	
Asian	0	
Native American		0

4 th Period		Total number of students 15
Black		9
White	6	
Hispanic	0	
Asian	0	
Native American		0
5 th Period		Total number of students 17
Black		4
White	12	
Hispanic	0	
Asian	1	
Native American		0
6 th Period		Conference
7 th Period		Total number of students 11
Black		2
White	9	
Hispanic	0	
Asian	0	
Native American		0
Grade:		Ninth
Teacher:		S. Treadway
1 st Period		Conference
2 nd Period		Total number of students 12
Black		4
White	8	
Hispanic	0	
Asian	0	
Native American		0
3 rd Period		Total number of students 10
Black		5
White	5	
Hispanic	0	
Asian	0	
Native American		0
4 th Period		Total number of students 12
Black	6	
White	6	
Hispanic	0	
Asian	0	
Native American		0
5 th Period		Total number of students 19
Black		5
White	14	
Hispanic	0	
Asian	0	
Native American		0
6 th Period		Total number of students 20
Black		5
White	14	
Hispanic	0	
Asian	1	
Native American		0
7 th Period		Total number of students 16
Black		5
White	10	
Hispanic	1	
Asian	0	

Native American		0
Grade:		Ninth - Twelfth
Teacher:		T. Holts
1 st Period		Total number of students 17
Black		7
White	10	
Hispanic	0	
Asian	0	
Native American		0
2 nd Period		Total number of students 25
Black		13
White	11	
Hispanic	1	
Asian	0	
Native American		0
3 rd Period		Total number of students 27
Black	11	
White	15	
Hispanic	1	
Asian	0	
Native American		0
4 th Period		Total number of students 26
Black		12
White	13	
Hispanic	1	
Asian	0	
Native American		0
5 th Period		Conference
6 th Period		Coach of Athletics
7 th Period		Total number of students 66 (P.E.)
Black		41
White	23	
Hispanic	2	
Asian	0	
Native American		0
Grade:		Ninth - Twelfth
Teacher:		H. Linderwood
1 st Period		Total number of students 14
Black		5
White	7	
Hispanic	2	
Asian	0	
Native American		0
2 nd Period		Conference
3 rd Period		Total number of students 11
Black		3
White	7	
Hispanic	1	
Asian	0	
Native American		0
4 th Period		Total number of students 12
Black	3	
White	9	
Hispanic	0	

Asian	0	
Native American		0
5 th Period		Total number of students 19
Black		6
White	12	
Hispanic	1	
Asian	0	
Native American		0
6 th Period		Total number of students 21
Black		7
White	13	
Hispanic	1	
Asian	0	
Native American		0
7 th Period		Total number of students 20
Black		9
White	11	
Hispanic	0	
Asian	0	
Native American		0
Grade:		Ninth – Twelfth
Teacher:		L. McFarlin
1 st Period		Total number of students 19
Black		4
White	13	
Hispanic	1	
Asian	1	
Native American		0
2 nd Period		Total number of students 23
Black		4
White	19	
Hispanic	0	
Asian	0	
Native American		0
3 rd Period		Total number of students 18
Black	9	
White	9	
Hispanic	0	
Asian	0	
Native American		0
4 th Period		Total number of students 15
Black		5
White	8	
Hispanic	2	
Asian	0	
Native American		0
5 th Period		Conference
6 th Period		Total number of students 19
Black		8
White	11	
Hispanic	0	
Asian	0	
Native American		0
7 th Period		Total number of students 20
Black		6
White	14	
Hispanic	0	
Asian	0	

Native American		0
Grade:		E. Nixon
Teacher:		Ninth - Twelfth
1 st Period		Total number of students 20
Black		8
White	12	
Hispanic	0	
Asian	0	
Native American		0
2 nd Period		Total number of students 20
Black		9
White	11	
Hispanic	0	
Asian	0	
Native American		0
3 rd Period		Total number of students 17
Black	7	
White	10	
Hispanic	0	
Asian	0	
Native American		0
4 th Period		Total number of students 27
Black		10
White	16	
Hispanic	1	
Asian	0	
Native American		0
5 th Period		Total number of students 19
Black		17
White	2	
Hispanic	0	
Asian	0	
Native American		0
6 th Period		Conference
7 th Period		Total number of students 10
Black		4
White	6	
Hispanic	0	
Asian	0	
Native American		0
Grade:		Tenth – Twelfth
Teacher:		B. Bolin
1 st Period		Total number of students 23
Black		10
White	13	
Hispanic	0	
Asian	0	
Native American		0
2 nd Period		Total number of students 8
Black		7
White	1	
Hispanic	0	
Asian	0	
Native American		0
3 rd Period		Conference
4 th Period		Total number of students 12
Black	10	

White	2	
Hispanic	0	
Asian	0	
Native American		0
5 th Period		Total number of students 26
Black		9
White	16	
Hispanic	1	
Asian	0	
Native American		0
6 th Period		Total number of students 28
Black		6
White	11	
Hispanic	1	
Asian	0	
Native American		0
7 th Period		Total number of students 21
Black		8
White	9	
Hispanic	4	
Asian	0	
Native American		0
Grade:		Tenth & Eleventh
Teacher:		L. Bragg
1 st Period		Total number of students 19
Black		7
White	12	
Hispanic	0	
Asian	0	
Native American		0
2 nd Period		Conference
3 rd Period		Total number of students 22
Black		8
White	12	
Hispanic	2	
Asian	0	
Native American		0
4 th Period		Cheer Sponsor
5 th Period		Total number of students 24
Black	10	
White	12	
Hispanic	2	
Asian	0	
Native American		0
6 th Period		Total number of students 25
Black		10
White	11	
Hispanic	2	
Asian	0	
Native American		0
7 th Period		Total number of students 19
Black		10
White	8	
Hispanic	1	
Asian	0	
Native American		0

Grade:		Ninth – Eleventh
Teacher:		C. Davidson
1 st Period		Total number of students 25
Black		10
White	15	
Hispanic	0	
Asian	0	
Native American		0
2 nd Period		Total number of students 24
Black		6
White	17	
Hispanic	1	
Asian	0	
Native American		0
3 rd Period		Total number of students 20
Black	9	
White	11	
Hispanic	0	
Asian	0	
Native American		0
4 th Period		Total number of students 20
Black		5
White	15	
Hispanic	0	
Asian	0	
Native American		0
5 th Period		Conference
6 th Period		Coach of Athletics
7 th Period		Coach of Athletics

Grade:		Tenth & Eleventh
Teacher:		K. Dunigan
1 st Period		Total number of students 17
Black		6
White	11	
Hispanic	0	
Asian	0	
Native American		0
2 nd Period		Total number of students 22
Black		7
White	14	
Hispanic	1	
Asian	0	
Native American		0
3 rd Period		Total number of students 22
Black	12	
White	9	
Hispanic	1	
Asian	0	
Native American		0
4 th Period		Total number of students 27
Black		13
White	13	
Hispanic	1	

Asian	0	
Native American		0
5 th Period		Total number of students 22
Black		8
White	10	
Hispanic	4	
Asian	0	
Native American		0
6 th Period		Conference
7 th Period		Coach of Athletics
Grade:		Seventh – Twelfth
Teacher:		D. Chambliss
1 st Period		79 (P.E.)
Black		30
White		47
Hispanic	2	
Asian		0
Native American		0
2 nd Period		Total number of students 58 (P.E.)
Black		8
White		46
Hispanic	4	
Asian		0
Native American		0
3 rd Period		Total number of students 23 (P.E.)
Black		3
White		18
Hispanic	1	
Asian		1
Native American		0
4 th Period		Total number of students 41 (P.E.)
Black		8
White		33
Hispanic	0	
Asian		0
Native American		0
5 th Period		Conference
6 th Period		Total number of students 60 (P.E.)
Black		32
White		28
Hispanic	0	
Asian		0
Native American		0
7 th Period		Total number of students 23 (P.E.)
Black		2
White		21
Hispanic	0	
Asian		0
Native American		0
Grade:		Seventh – Twelfth
Teacher:		R. Cox
3 rd Period		Total number of students 18
Black		7
White		11

Hispanic		0
Asian		0
Native American		0
4 th Period		Total number of students 21
Black		10
White		10
Hispanic	0	
Asian		1
Native American		0
5 th Period		Total number of students 15
Black		6
White		8
Hispanic	1	
Asian		0
Native American		0
6 th Period		Total number of students 39 (Band)
Black		12
White		22
Hispanic	5	
Asian		0
Native American		0
7 th Period		Total number of students 16
Black		4
White		12
Hispanic	0	
Asian		0
Native American		0
Grade:		Ninth – Twelfth
Teacher:		J. Bullock
1 st Period		Total number of students 9
Black		4
White	5	
Hispanic	0	
Asian	0	
Native American		0
2 nd Period		Total number of students 12
Black		7
White	5	
Hispanic	0	
Asian	0	
Native American		0
3 rd Period		Total number of students 7
Black	3	
White	4	
Hispanic	0	
Asian	0	
Native American		0
4 th Period		Conference
5 th Period		Total number of students 51 (Choral Music)
Black		13
White	38	
Hispanic	0	
Asian	0	
Native American		0
6 th Period		Total number of students 19

Black		12
White	7	
Hispanic	0	
Asian	0	
Native American		0
7 th Period		Total number of students 42
Black		14
White	25	
Hispanic	3	
Asian	0	
Native American		0

Grade:		Seventh - Twelfth
Teacher:		T. Holts
1 st Period		Total number of students 10
Black		5
White		5
Hispanic	0	
Asian		0
Native American		0

2 nd Period		Total number of students 28
Black		11
White		16
Hispanic	1	
Asian		0
Native American		0

3 rd Period		Total number of students 11
Black		5
White		6
Hispanic	0	
Asian		0
Native American		0

4 th Period		Total number of students 24
Black		6
White	18	
Hispanic	0	
Asian		0
Native American		0

5th Period Conference

6th Period P.E. (Field)

7 th Period		Total number of students 54 (P.E.)
Black		32
White		21
Hispanic		1
Asian		0
Native American		0

Grade:		Ninth - Twelfth
Teacher:		K. Moore
1 st Period		Total number of students 16
Black		4
White	11	
Hispanic	1	
Asian	0	

Native American		0
2 nd Period		Total number of students 13
Black		4
White	7	
Hispanic	1	
Asian	1	
Native American		0
3 rd Period		Total number of students 14
Black	5	
White	9	
Hispanic	0	
Asian	0	
Native American		0
4 th Period		Conference
5 th Period		Total number of students 23
Black		5
White	18	
Hispanic	0	
Asian	0	
Native American		0
6 th Period		Total number of students 26
Black		12
White	14	
Hispanic	0	
Asian	0	
Native American		0
7 th Period		Total number of students 15
Black		4
White	10	
Hispanic	1	
Asian	0	
Native American		0
Grade:		Ninth – Twelfth
Teacher:		R. Pulliam
1 st Period		Total number of students 13
Black		5
White	7	
Hispanic	1	
Asian	0	
Native American		0
2 nd Period		Total number of students 16
Black		5
White	11	
Hispanic	0	
Asian	0	
Native American		0
3 rd Period		Conference
4 th Period		Total number of students 19
Black	5	
White	14	
Hispanic	0	
Asian	0	
Native American		0
5 th Period		Total number of students 14
Black		3

White	10	
Hispanic	1	
Asian	0	
Native American		0
6 th Period		Total number of students 10
Black		3
White	5	
Hispanic	2	
Asian	0	
Native American		0
7 th Period		Total number of students 16
Black		5
White	10	
Hispanic	1	
Asian	0	
Native American		0
Grade:		Ninth – Twelfth
Teacher:		M. Schwartz
1 st Period		Total number of students 9
Black		2
White		7
Hispanic	0	
Asian		0
Native American		0
2 nd Period		Total number of students 16
Black		7
White		9
Hispanic	0	
Asian		0
Native American		0
3 rd Period		Total number of students 19
Black		3
White		15
Hispanic	1	
Asian		0
Native American		0
4 th Period		Total number of students 11
Black		5
White		6
Hispanic	0	
Asian		0
Native American		0
5 th Period		Total number of students 18
Black		10
White		8
Hispanic	0	
Asian		0
Native American		0
6 th Period		Total number of students 17
Black		9
White		8
Hispanic	0	
Asian		0
Native American		0
7 th Period		Conference

Grade:		Ninth – Twelfth
Teacher:		S. Scott
1 st Period		Total number of students 12
Black		4
White	7	
Hispanic	1	
Asian	0	
Native American		0
2 nd Period		Total number of students 11
Black		4
White	6	
Hispanic	1	
Asian	0	
Native American		0
3 rd Period		Total number of students 17
Black	10	
White	6	
Hispanic	1	
Asian	0	
Native American		0
4 th Period		Conference
5 th Period		Total number of students 18
Black		7
White	10	
Hispanic	1	
Asian	0	
Native American		0
6 th Period		Total number of students 18
Black		6
White	12	
Hispanic	0	
Asian	0	
Native American		0
7 th Period		Total number of students 19
Black		4
White	12	
Hispanic	2	
Asian	1	
Native American		0
Grade:		Ninth – Twelfth
Teacher:		R. Sellers
1 st Period		Total number of students 23
Black		4
White	18	
Hispanic	1	
Asian	0	
Native American		0
Period		Total number of students 11
Black		5
White	4	
Hispanic	2	
Asian	0	
Native American		0
3 rd Period		Total number of students 18
Black	6	
White	12	
Hispanic	0	
Asian	0	
Native American		0

4 th Period		Total number of students 14
Black		6
White	8	
Hispanic	0	
Asian	0	
Native American		0
5 th Period		Total number of students 20
Black		8
White	12	
Hispanic	0	
Asian	0	
Native American		0
6 th Period		Conference
7 th Period		Total number of students 7
Black		4
White	3	
Hispanic	0	
Asian	0	
Native American		0
Grade:		Seventh - Twelfth
Teacher:		V. Sims
1 st Period		Total number of students 12
Black		6
White		5
Hispanic	1	
Asian		0
Native American		0
2 nd Period		Total number of students 23
Black		5
White	17	
Hispanic		1
Asian		0
Native American		0
3 rd Period		Total number of students 21
Black		10
White		10
Hispanic	1	
Asian		0
Native American		0
4 th Period		Total number of students 12
Black		6
White	6	
Hispanic		0
Asian		0
Native American		0
5 th Period		Total number of students 24
Black		11
White		12
Hispanic		1
Asian		0
Native American		0
6 th Period		Total number of students 5
Black		4
White	0	

Hispanic		1
Asian		0
Native American		0
7 th Period		Conference
Grade:		Ninth - Twelfth
Teacher:		D. S. Sumrall
1 st Period		Total number of students 11
Black		4
White		6
Hispanic	1	
Asian		0
Native American		0
2 nd Period		Total number of students 13
Black		0
White	12	
Hispanic		1
Asian		0
Native American		0
3 rd Period		Total number of students 8
Black		0
White		8
Hispanic	0	
Asian		0
Native American		0
4 th Period		Total number of students 8
Black		0
White	8	
Hispanic		0
Asian		0
Native American		0
5 th Period		Total number of students 4
Black		0
White		4
Hispanic		0
Asian		0
Native American		0
6 th Period		Total number of students 4
Black		0
White	4	
Hispanic		0
Asian		0
Native American		0
7 th Period		Conference

Paragraph 2 under 9

The number of full time white teachers in the school district is 133. The number of full time black teachers in the school district is 38. The number of full time Hispanic teachers in the school district is 1.

The number of full time white teachers in school is:

East Tate Elementary	27
Independence High School	33
Coldwater Attendance Center	24
Strayhorn Elementary School	22
Strayhorn High School	22

The number of full time black teachers in each school is:

East Tate Elementary	11
Independence High School	5
Coldwater Attendance Center	19
Strayhorn Elementary School	3
Strayhorn High School	0

The number of full time Hispanic teacher in each school is:

East Tate Elementary	0
Independence High School	0
Coldwater Attendance Center	1
Strayhorn Elementary School	0
Strayhorn High School	0

The District does not employ part time teachers.

Paragraph 3 under 9:

The transportation system of the school district is desegregated completely, with the exception of a few remote areas, where only one race lives on the school bus route.

Paragraph 4 under 9:

All the facilities such as gymnasiums, auditoriums, and cafeterias are being operated on a desegregated basis.

Paragraph 5 under 9:

Tate County Board constructed no buildings

Paragraph 6 under 9:

The Tate County Board has not sold or abandoned any school facilities, equipment or supplies of any value since July 2, 1970.


Address:
Tate County School District
574 Court Street
Coldwater, MS 38618

CERTIFICATE OF COMPLIANCE


We, the current superintendent of Tate County School District and its attorneys of record, certify that we have received the directives of the 1970 desegregation order governing this case, student and teacher data and the yearly audits of the school district, and certify that to the best of our knowledge and based on the information currently available to the District the information reported in this report is true and correct and directly responsive to the District's reporting requirements set forth in this court's 1970 order. Dated this the 20th day of December, 2016.



Dr. Daryl Scoggin
Superintendent



John Lamar
Attorney for the District



Jamie Jacks
Attorney for the District

FOR THE NORTHERN DISTRICT OF MISSISSIPPI

DELTA DIVISION

KELLY MCNEAL, ET.AL,)
PLAINTIFFS)
V.)
TATE COUNTY SCHOOL DISTRICT, ET.AL)) NO. DC7029-S
DEFENDENTS))

REPORT

In pursuant to and in accordance with the order of the county entered the 4th day of August, 1970, in the above style and numbered cause, the defendants, Tate County School Board of Education, hereby files its report as directed by Section 9 of said order:

Paragraph 1 under 9

This report reflects the information according to the three zones as defined in the Court's order in said cause: namely Easterly zone, Northwesterly zone, and Southwesterly zone. (1) The Easterly zone embraces the attendance centers of East Tate and Independence; (2) the Northwesterly zone embraces the attendance centers of Tate County and Coldwater; (3) the Southwesterly zone consists of Strayhorn Attendance Center and each zone operates as a unitary system.

In reporting paragraph one under nine, the number of students by race enrolled in the school district is entered the 4th day of August, 1970, in the above style and numbered cause, the defendants, Tate County School Board of Education, hereby files its report as directed by section 9 of said order:

In reporting paragraph one under nine, the number of students by race enrolled in the school district is:

White	1,690
Black	1,049
Hispanic	105
Asian	4
Native American	5
Pacific Islander	0
Two or More	<u>0</u>
TOTAL	2,853

The number of students by race enrolled at:

Coldwater Attendance Center

White	82
Black	440
Hispanic	0
Asian	0
Native American	0
Pacific Islander	0
Total	512

East Tate Elementary

White	411
Black	268
Hispanic	30
Asian	1
Native American	3
Pacific Islander	0
Total	713

Independence High School

White	365
Black	229
Hispanic	26
Asian	1
Native American	3
Pacific Islander	0
Total	621

Strayhorn Elementary School

White	495
Black	58
Hispanic	27
Asian	0
Native American	1
Pacific Islander	0
Total	581

Strayhorn High School

White	337
Black	54
Hispanic	13
Asian	2
Native American	2
Pacific Islander	0
Total	408

The number of students by race enrolled in each class in each school is:

Coldwater Attendance Center (grades K-12)

Grade:	Sped		
Teacher:	Jones		
1 st Period – 7 th Period	Total number of students		9
Black		9	
White		0	
Hispanic		0	
Asian		0	
Native American		0	
Pacific Islander		0	

Grade:	Sped		
Teacher:	McLeod		
1 st Period – 7 th Period	Total number of students		2
Black		2	
White		0	
Hispanic		0	
Asian		0	
Native American		0	
Pacific Islander		0	

Grade:			
Teacher:	Walker		
1 st Period – 7 th Period	Total number of students	2	
Black		2	
White		0	
Hispanic		0	
Asian		0	
Native American		0	
Pacific Islander		0	

Grade	9th - 12th		
Teacher	Baird		
1 st Period	Total number of students	10	
Black		8	
White		2	
Hispanic		0	
Asian		0	
Native American		0	

Grade	Kindergarten		
Teacher	Billingsley		
1 st Period – 7 th Period	Total number of students	21	
Black		15	
White		5	
Hispanic		1	
Asian		0	
Native American		0	

Grade	Kindergarten		
Teacher	Birmingham		
1 st Period – 7 th Period	Total number of students	9	
Black		5	
White		4	
Hispanic		0	
Asian		0	
Native American		0	

Grade	Kindergarten		
Teacher	Boyd		
1 st Period – 7 th Period	Total number of students	14	
Black		14	
White		6	
Hispanic		2	
Asian		0	
Native American		0	

Grade	Kindergarten		
Teacher	Branch		
1 st Period – 7 th Period	Total number of students	20	
Black		17	
White		3	
Hispanic		0	
Asian		0	
Native American		0	

Grade	Kindergarten	
Teacher	Scott	
1st Period – 7 th Period	Total number of students	20
Black		11
White		8
Hispanic		1
Asian		0
Native American		0

Grade	1st	
Teacher	Ungrait	
1st Period – 7 th Period	Total number of students	21
Black		18
White		2
Hispanic		1
Asian		0
Native American		0

Grade	1st	
Teacher	Dowdy	
1st Period – 7 th Period	Total number of students	17
Black		13
White		4
Hispanic		0
Asian		0
Native American		0

Grade	2nd	
Teacher	Tapp	
1st Period – 7 th Period	Total number of students	23
Black		20
White		2
Hispanic		1
Asian		0
Native American		0

Grade	2nd	
Teacher	Tate	
1st Period – 7 th Period	Total number of students	24
Black		20
White		4
Hispanic		0
Asian		0
Native American		0

Grade	3rd	
Teacher		
1st Period – 7 th Period	Total number of students	18
Black		17
White		1
Hispanic		0
Asian		0
Native American		0

Grade			
Teacher		Gross	
1st Period – 7 th Period		Total number of students	15
Black			13
White			2
Hispanic			0
Asian			0
Native American			0

Grade		3rd	
Teacher		Cheetham	
1st Period – 7 th Period		Total number of students	17
Black			13
White			4
Hispanic			0
Asian			0
Native American			0

Grade		4th	
Teacher		Wright	
1st Period – 7 th Period		Total number of students	17
Black			13
White			4
Hispanic			0
Asian			0
Native American			0

Grade		5th	
Teacher		DePriest	
1st Period – 7 th Period		Total number of students	22
Black			18
White			4
Hispanic			0
Asian			0
Native American			0

Grade		5th	
Teacher			
1st Period – 7 th Period		Total number of students	23
Black			20
White			2
Hispanic			1
Asian			0
Native American			0

Grade		1st - 8th	
Teacher		Clanton	
1st Period		Total number of students	19
Black			16
White			3
Hispanic			0

Asian		0	
2nd Period			
Black	Total number of students		16
White		9	
Hispanic		5	
Asian		0	
Native American		0	
		0	
3rd Period			
Black	Total number of students		37
White		26	
Hispanic		10	
Asian		1	
Native American		0	
		0	
5th Period			
Black	Total number of students		15
White		15	
Hispanic		0	
Asian		0	
Native American		0	
		0	
6th Period			
Black	Total number of students		18
White		14	
Hispanic		4	
Asian		0	
Native American		0	
		0	
Grade	6th - 7th		
Teacher			
1st Period			
Black	Total number of students		16
White		11	
Hispanic		5	
Asian		0	
Native American		0	
		0	
2nd Period			
Black	Total number of students		15
White		14	
Hispanic		1	
Asian		0	
Native American		0	
		0	
4th Period			
Black	Total number of students		19
White		17	
Hispanic		2	
Asian		0	
Native American		0	
		0	
5th Period			
Black	Total number of students		18
White		13	
Hispanic		5	
Asian		0	
Native American		0	
		0	

7th Period	Total number of students	24
Black	20	
White	4	
Hispanic	0	
Asian	0	
Native American	0	

Grade	6th	
Teacher		
1st Period	Total number of students	24
Black	20	
White	4	
Hispanic	0	
Asian	0	
Native American	0	

2nd Period	Total number of students	19
Black	17	
White	2	
Hispanic	0	
Asian	0	
Native American	0	

4th Period	Total number of students	23
Black	23	
White	0	
Hispanic	0	
Asian	0	
Native American	0	

5th Period	Total number of students	14
Black	9	
White	5	
Hispanic	0	
Asian	0	
Native American	0	

6th Period	Total number of students	15
Black	15	
White	0	
Hispanic	0	
Asian	0	
Native American	0	

7th Period	Total number of students	18
Black	15	
White	3	
Hispanic	0	
Asian	0	
Native American	0	

Grade	7th	
Teacher	Johnson	
1st Period	Total number of students	17
Black	15	
White	2	
Hispanic	0	
Asian	0	
Native American	0	

2 nd Period	Total number of students	
Black	23	
White	0	
Hispanic	0	
Asian	0	
Native American	0	
4 th Period	Total number of students	15
Black	15	
White	0	
Hispanic	0	
Asian	0	
Native American	0	
5 th Period	Total number of students	24
Black	20	
White	4	
Hispanic	0	
Asian	0	
Native American	0	
6 th Period	Total number of students	8
Black	8	
White	0	
Hispanic	0	
Asian	0	
Native American	0	
7 th Period	Total number of students	16
Black	12	
White	4	
Hispanic	0	
Asian	0	
Native American	0	
Grade	7 th	
Teacher	Moore	
1 st Period	Total number of students	15
Black	15	
White	0	
Hispanic	0	
Asian	0	
Native American	0	
2 nd Period	Total number of students	15
Black	11	
White	4	
Hispanic	0	
Asian	0	
Native American	0	
3 rd Period	Total number of students	18
Black	14	
White	4	
Hispanic	0	
Asian	0	
Native American	0	

4th Period	Total number of students	
Black	12	
White	4	
Hispanic	0	
Asian	0	
Native American	0	
5th Period	Total number of students	23
Black	23	
White	0	
Hispanic	0	
Asian	0	
Native American	0	
6th Period	Total number of students	24
Black	20	
White	4	
Hispanic	0	
Asian	0	
Native American	0	
7th Period	Total number of students	19
Black	17	
White	2	
Hispanic	0	
Asian	0	
Native American	0	
Grade	6th - 8th	
Teacher	Smith	
1st Period	Total number of students	23
Black	23	
White	0	
Hispanic	0	
Asian	0	
Native American	0	
2nd Period	Total number of students	24
Black	26	
White	1	
Hispanic	0	
Asian	0	
Native American	0	
4th Period	Total number of students	18
Black	13	
White	5	
Hispanic	0	
Asian	0	
Native American	0	
5th Period	Total number of students	19
Black	17	
White	2	
Hispanic	0	
Asian	0	

6th Period	Total number of students	16
Black	11	
White	5	
Hispanic	0	
Asian	0	
Native American	0	
7th Period	Total number of students	15
Black	15	
White	0	
Hispanic	0	
Asian	0	
Native American	0	
Grade	9th - 12th	
Teacher	Bragg	
2nd Period	Total number of students	
Black	13	
White	0	
Hispanic	0	
Asian	0	
Native American	0	
3rd Period	Total number of students	
Black	15	
White	2	
Hispanic	0	
Asian	0	
Native American	0	
4th Period	Total number of students	15
Black	15	
White	0	
Hispanic	0	
Asian	0	
	0	
Grade	9th - 12th	
Teacher	Humphreys	
1st Period	Total number of students	24
Black	21	
White	3	
Hispanic	0	
Asian	0	
Native American	0	
3rd Period	Total number of students	12
Black	10	
White	1	
Hispanic	1	
Asian	0	
Native American	0	
4th Period	Total number of students	21
Black	18	
White	3	
Hispanic	0	
Asian	0	
Native American	0	

5th Period	Total number of students	
Black		26
White		1
Hispanic		0
Asian		0
Native American		0
6th Period	Total number of students	27
Black		26
White		1
Hispanic		0
Asian		0
Native American		0
7th Period	Total number of students	11
Black		8
White		3
Hispanic		0
Asian		0
		0
Grade	9th - 12th	
Teacher	O'Neal	
6 th Period	Total number of students	10
Black		9
White		1
Hispanic		0
Asian		0
Native American		0
7th Period	Total number of students	19
Black		19
White		0
Hispanic		0
Asian		0
Native American		0
Grade	9th - 12th	
Teacher	Rowe	
1st Period	Total number of students	8
Black		8
White		0
Hispanic		0
Asian		0
Native American		0
2nd Period	Total number of students	13
Black		12
White		1
Hispanic		0
Asian		0
Native American		0
6th Period	Total number of students	10
Black		9
White		1
Hispanic		0
Asian		0
Native American		0

7th Period	Total number of students	17
Black	16	
White	1	
Hispanic	0	
Asian	0	
Native American	0	
Grade	9th - 12th	
Teacher	Shupe	
1st Period	Total number of students	16
Black	15	
White	1	
Hispanic	0	
Asian	0	
Native American	0	
Grade	9th - 12th	
Teacher	Smith	
1st Period	Total number of students	22
Black	21	
White	1	
Hispanic	0	
Asian	0	
Native American	0	
2 nd Period	Total number of students	
Black	3	
White	0	
Hispanic	0	
Asian	0	
Native American	0	
3rd Period	Total number of students	27
Black	26	
White	1	
Hispanic	0	
Asian	0	
Native American	0	
4 th Period	Total number of students	20
Black	17	
White	3	
Hispanic	0	
Asian	0	
Native American	0	
5 th Period	Total number of students	24
Black	23	
White	1	
Hispanic	0	
Asian	0	
Native American	0	
6 TH Period	Total number of students	11
Black	10	
White	1	
Hispanic	0	
Asian	0	

Grade:	9th -12th		
Teacher:	Stacks		
1 st Period	Total number of students		
Black		24	
White		1	
Hispanic		0	
Asian		0	
Native American		0	
3 rd Period	Total number of students		4
Black		4	
White		0	
Hispanic		0	
Asian		0	
Native American		0	
6 th Period	Total number of students		13
Black		11	
White		1	
Hispanic		1	
Asian		0	
Native American		0	
Grade:	8th - 12 th		
Teacher:	Wellington		
1 st Period			
Black		6	
White		1	
Hispanic		0	
Asian		0	
Native American		0	
3 rd Period	Total number of students		22
Black		20	
White		2	
Hispanic		0	
Asian		0	
Native American		0	
4 th Period	Total number of students		13
Black		13	
White		0	
Hispanic		0	
Asian		0	
Native American		0	
5 th Period	Total number of students		
Black		4	
White		2	
Hispanic		0	
Asian		0	
Native American		0	
6 th Period	Total number of students		15
Black		13	
White		2	

Hispanic		0	
Asian		0	
Native American		0	
7 th Period	Total number of students		8
Black		8	
White		0	
Hispanic		0	
Asian		0	
Native American		0	
Grade:	9th - 12 th		
Teacher:	Williams		
1 st Period	Total number of students		17
Black		14	
White		3	
Hispanic		0	
Asian		0	
Native American		0	
2 nd Period	Total number of students		18
Black		16	
White		2	
Hispanic		0	
Asian		0	
Native American		0	
3 rd Period	Total number of students		8
Black		8	
White		0	
Hispanic		0	
Asian		0	
4 th Period	Total number of students		16
Black		15	
White		1	
Hispanic		0	
Asian		0	
Native American		0	
5 th Period	Total number of students		15
Black		13	
White		2	
Hispanic		0	
Asian		0	
Native American		0	
6 th Period	Total number of students		8
Black		8	
White		0	
Hispanic		0	
Asian		0	
Native American		0	

EAST TATE ELEMENTARY (K – 6TH GRADE)

Grade	Kindergarten		
Teacher	Graham		
1st Period – 7 th Period	Total number of students		24
Black		8	
White		14	
Hispanic		2	
Asian		0	
Native American		0	

Grade	Kindergarten		
Teacher	Fowler		
1st Period – 7 th Period	Total number of students		26
Black		12	
White		13	
Hispanic		1	
Asian		0	
Native American		0	

Grade	Kindergarten		
Teacher	Bobo		
1st Period – 7 th Period	Total number of students		24
Black		22	
White		2	
Hispanic		0	
Asian		0	
Native American		0	

Grade	Kindergarten		
Teacher	Anderson		
1st Period – 7 th Period	Total number of students		24
Black		22	
White		2	
Hispanic		0	
Asian		0	
Native American		0	

Grade	Kindergarten		
Teacher	Lyons		
1st Period – 7 th Period	Total number of students		22
Black		6	
White		14	
Hispanic		1	
Asian		1	
Native American		0	

Grade	1st		
Teacher	Hale		
1st Period – 7 th Period	Total number of students		21
Black		7	
White		15	
Hispanic		0	
Asian		0	
Native American		0	

Grade	1st		
Teacher	Edwards		
1st Period – 7 th Period			
Black	Total number of students		20
White		8	
Hispanic		12	
Asian		0	
Native American		0	

Grade	1st		
Teacher	Bouler		
1st Period – 7 th Period			
Black	Total number of students		20
White		7	
Hispanic		12	
Asian		1	
Native American		0	

Grade	2nd		
Teacher	Tramell		
1st Period – 7 th Period			
Black	Total number of students		25
White		8	
Hispanic		16	
Asian		1	
Native American		0	

Grade	2nd		
Teacher	Grantham		
1st Period – 7 th Period			
Black	Total number of students		22
White		10	
Hispanic		16	
Asian		1	
Native American		0	

Grade	3rd		
Teacher	Reinke		
1st Period – 7 th Period			
Black	Total number of students		22
White		9	
Hispanic		11	
Asian		1	
Native American		0	

Grade	3rd		
Teacher	Jones		
1st Period – 7 th Period			
Black	Total number of students		24
White		10	
Hispanic		12	
Asian		2	
Native American		0	

Grade	3rd	
Teacher	Jones	
1st Period – 7 th Period	Total number of students	24
Black		10
White		12
Hispanic		2
Asian		0
Native American		0

Grade	3rd	
Teacher	Dunlap	
1st Period – 7 th Period	Total number of students	22
Black		7
White		13
Hispanic		2
Asian		0
Native American		0

Grade	3rd	
Teacher	Blackburn	
1st Period – 7 th Period	Total number of students	21
Black		11
White		9
Hispanic		1
Asian		0
Native American		0

Grade	4th	
Teacher	Parham	
1st Period – 7 th Period	Total number of students	24
Black		9
White		13
Hispanic		2
Asian		0
Native American		0

Grade	4th	
Teacher	Maxwell	
1st Period – 7 th Period	Total number of students	23
Black		12
White		11
Hispanic		0
Asian		0
Native American		0

Grade	4th	
Teacher	Gregg	
1st Period – 7 th Period	Total number of students	26
Black		9
White		17
Hispanic		0
Asian		0
Native American		0

Grade	4th	
Teacher	N/A	

1st Period – 7 th Period	Total number of students	23
Black	6	
White	16	
Hispanic	1	
Asian	0	
Native American	0	

Grade	5th	
Teacher	Wigley	
1st Period – 7 th Period	Total number of students	24
Black	10	
White	13	
Hispanic	1	
Asian	0	
Native American	0	

Grade	5th	
Teacher	Pierce	
1st Period – 7 th Period	Total number of students	26
Black	9	
White	16	
Hispanic	1	
Asian	0	
Native American	0	

Grade	5th	
Teacher	Harris	
1st Period – 7 th Period	Total number of students	23
Black	7	
White	16	
Hispanic	0	
Asian	0	
Native American	0	

Grade	5th	
Teacher	Douell	
1st Period – 7 th Period	Total number of students	26
Black	11	
White	14	
Hispanic	1	
Asian	0	
Native American	0	

Grade	6th	
Teacher	Ray	
1st Period – 7 th Period	Total number of students	17
Black	8	
White	8	
Hispanic	1	
Asian	0	
Native American	0	

Grade	6th	
Teacher	Miller	
1st Period – 7 th Period	Total number of students	19
Black	7	

White	11
Hispanic	1
Asian	0
Native American	1

Grade	6th	
Teacher	Dodson	
1st Period – 7 th Period	Total number of students	19
Black	7	
White	17	
Hispanic	10	
Asian	0	
Native American	0	

Grade	6th	
Teacher	Burford	
1st Period – 7 th Period	Total number of students	17
Black	8	
White	8	
Hispanic	1	
Asian	0	
Native American	0	

Grade	6th	
Teacher	Bixler	
1st Period – 7 th Period	Total number of students	28
Black	6	
White	20	
Hispanic	1	
Asian	1	
Native American	0	

INDEPENDENCE HIGH SCHOOL (7TH – 12TH GRADE)

Grade:	7 TH – 12 TH	
Teacher:	Bixler	
3rd Period	Total number of students	22
Black	7	
White	14	
Hispanic	1	
Asian	0	
Native American	0	

4 th Period	Total number of students	18
Black	8	
White	10	
Hispanic	0	
Asian	0	
Native American	0	

5 th Period	Total number of students	23
Black	9	
White	14	
Hispanic	0	
Asian	0	

Native American		0	
6 th Period			
Black	Total number of students	40	
White		11	
Hispanic		29	
Asian		4	
Native American		0	
		0	
7 th Period			
Black	Total number of students	39	
White		4	
Hispanic		31	
Asian		4	
Native American		0	
		0	
Grade:	7th - 12th		
Teacher:	Barham		
1 st Period			
Black	Total number of students	19	
White		2	
Hispanic		16	
Asian		1	
Native American		0	
		0	
2 nd Period			
Black	Total number of students	18	
White		6	
Hispanic		11	
Asian		1	
Native American		0	
		0	
3 rd & 4 th Period			
Black	Total number of students	5	
White		0	
Hispanic		4	
Asian		1	
Native American		0	
		0	
6 th Period			
Black	Total number of students	19	
White		6	
Hispanic		13	
Asian		0	
Native American		0	
		0	
7 th Period			
Black	Total number of students	10	
White		2	
Hispanic		8	
Asian		0	
Native American		0	
		0	
Grade:	9th - 12th		
Teacher:	Cathey		
1 st Period			
Black	Total number of students	25	
White		8	
Hispanic		17	
Asian		0	
		0	

Native American		0	
2 nd Period	Total number of students		20
Black		8	
White		11	
Hispanic		1	
Asian		0	
Native American		0	
4 th Period	Total number of students		24
Black		10	
White		14	
Hispanic		0	
Asian		0	
Native American		0	
5 th Period	Total number of students		26
Black		8	
White		18	
Hispanic		0	
Asian		0	
Native American		0	
Grade:	9th - 23th		
Teacher:	Chambliss		
1 st Period	Total number of students		57
Black		23	
White		33	
Hispanic		1	
Asian		0	
Native American		0	
2 nd Period	Total number of students		50
Black		11	
White		34	
Hispanic		5	
Asian		0	
Native American		0	
3 rd Period	Total number of students		26
Black		10	
White		15	
Hispanic		1	
Asian		0	
Native American		0	
5 th Period	Total number of students		34
Black		12	
White		21	
Hispanic		1	
Asian		0	
Native American		0	
7 th Period (PE)	Total number of students		61
Black		51	
White		17	
Hispanic		3	
Asian		1	
Native American		0	

Grade: 9th - 12th
 Teacher: Dickey
 1st Period
 Total number of students 14
 Black 7
 White 7
 Hispanic 0
 Asian 0

2nd Period
 Total number of students 23
 Black 10
 White 12
 Hispanic 1
 Asian 0
 Native American 0

3rd Period
 Total number of students 18
 Black 2
 White 13
 Hispanic 1
 Asian 1
 Native American 0

4th Period
 Total number of students 23
 Black 5
 White 16
 Hispanic 2
 Asian 0
 Native American 0

6th Period
 Total number of students 22
 Black 5
 White 16
 Hispanic 0
 Asian 1
 Native American 0

7th Period
 Total number of students 18
 Black 4
 White 12
 Hispanic 2
 Asian 0
 Native American 0

Grade: 9th - 12th
 Teacher: Dunigan
 1st Period
 Total number of students 20
 Black 11
 White 7
 Hispanic 3
 Asian 0
 Native American 0

2nd Period
 Total number of students 24
 Black 10
 White 13
 Hispanic 1
 Asian 0
 Native American 0

3rd Period
 Total number of students 14
 Black 4

White		9	
Hispanic		1	
Asian		0	
Native American		0	
4 th Period	Total number of students		19
Black		6	
White		13	
Hispanic		0	
Asian		0	
Native American		0	
5 th Period	Total number of students		22
Black		11	
White		10	
Hispanic		0	
Asian		1	
Native American		0	
Grade:	9th - 12th		
Teacher:	Jamison		
1 st Period	Total number of students		21
Black		4	
White		15	
Hispanic		2	
Asian		0	
Native American		0	
3 rd Period	Total number of students		20
Black		4	
White		15	
Hispanic		1	
Asian		0	
Native American		0	
4 th Period	Total number of students		20
Black		5	
White		13	
Hispanic		2	
Asian		0	
Native American		0	
5 th Period	Total number of students		21
Black		7	
White		14	
Hispanic		1	
Asian		0	
Native American		0	
6 th Period	Total number of students		19
Black		6	
White		11	
Hispanic		2	
Asian		0	
Native American		0	
7 th Period	Total number of students		16
Black		13	
White		3	
Hispanic		2	
Asian		0	

Native American			0
Grade:	8th		
Teacher:	Johnson		
1 st Period	Total number of students		22
Black		9	
White		13	
Hispanic		0	
Asian		0	
Native American		0	
2 nd Period	Total number of students		25
Black		9	
White		15	
Hispanic		1	
Asian		0	
4 th Period	Total number of students		22
Black		5	
White		17	
Hispanic		0	
Asian		0	
Native American		0	
5 th Period	Total number of students		23
Black		14	
White		7	
Hispanic		2	
Asian		0	
Native American		0	
6 th Period	Total number of students		25
Black		12	
White		13	
Hispanic		0	
Asian		0	
Native American		0	
7 th Period	Total number of students		24
Black		9	
White		15	
Hispanic		0	
Asian		0	
Native American		0	
Grade:	7th - 12th		
Teacher:	Jones		
1 st Period	Total number of students		33
Black		8	
White		24	
Hispanic		1	
Asian		0	
Native American		0	
3 rd Period	Total number of students		31
Black		10	
White		20	
Hispanic		1	
Asian		0	
Native American		0	

4 th Period	Total number of students	17
Black	8	
White	9	
Hispanic	0	
Asian	0	
Native American	0	

5 th Period	Total number of students	17
Black	4	
White	12	
Hispanic	10	
Asian	0	
Native American		

6 th Period	Total number of students	23
Black	13	
White	9	
Hispanic	1	
Asian	0	
Native American	0	

7 th Period	Total number of students	20
Black	10	
White	10	
Hispanic	0	
Asian	0	
Native American	0	

Grade:	8th	
Teacher:	Faust	
1 st Period	Total number of students	27
Black	11	
White	16	
Hispanic	0	
Asian	0	
Native American	0	

2 nd Period	Total number of students	28
Black	11	
White	17	
Hispanic	0	
Asian	0	
Native American	0	

3 rd Period	Total number of students	30
Black	13	
White	17	
Hispanic	0	
Asian	0	
Native American	0	

4 th Period	Total number of students	27
Black	9	
White	15	
Hispanic	3	
Asian	0	
Native American	0	

Grade: 8th

Teacher:	Gentry		
1 st Period	Total number of students		21
Black		9	
White		11	
Hispanic		1	
Asian		0	
Native American		0	
2 nd Period	Total number of students		24
Black		12	
White		11	
Hispanic		1	
Asian		0	
Native American		0	
4 th Period	Total number of students		24
Black		8	
White		16	
Hispanic		0	
Asian		0	
Native American		0	
5 th Period	Total number of students		23
Black		7	
White		16	
Hispanic		0	
Asian		0	
Native American		0	
6 th Period	Total number of students		26
Black		9	
White		16	
Hispanic		1	
Asian		0	
Native American		0	
7 th Period	Total number of students		23
Black		13	
White		10	
Hispanic		0	
Asian		0	
Native American		0	
Grade:	10th - 12th		
Teacher:	Green		
1 st Period	Total number of students		20
Black		13	
White		7	
Hispanic		0	
Asian		0	
Native American		0	
2 nd Period	Total number of students		12
Black		6	
White		4	
Hispanic		2	
Asian		0	
Native American		0	
3 rd Period	Total number of students		24
Black		7	

White		16	
Hispanic		1	
Asian		0	
Native American		0	
5 th Period	Total number of students		20
Black		6	
White		15	
Hispanic		0	
Asian		0	
Native American		0	
6 th Period	Total number of students		19
Black		6	
White		13	
Hispanic		0	
Asian		0	
7 th Period	Total number of students		8
Black		2	
White		6	
Hispanic		0	
Asian		0	
Grade:	7th - 12th		
Teacher:	Holts		
1 st Period	Total number of students		19
Black		10	
White		8	
Hispanic		1	
Asian		0	
Native American		0	
2 nd Period	Total number of students		21
Black		6	
White		14	
Hispanic		1	
Asian		0	
Native American		0	
3 rd Period	Total number of students		13
Black		7	
White		6	
Hispanic		0	
Asian		0	
Native American		0	
4 th Period	Total number of students		22
Black		6	
White		16	
Hispanic		0	
Asian		0	
Native American		0	
6 th Period	Total number of students		74
Black		35	
White		37	
Hispanic		2	
Asian		0	
Native American		0	

7 th Period	Total number of students	34
Black	13	
White	21	
Hispanic	0	
Asian	0	
Native American	0	
Grade:	9th - 10th	
Teacher:	Little	
1 st Period	Total number of students	25
Black	13	
White	12	
Hispanic	0	
Asian	0	
Native American	0	
3 rd Period	Total number of students	19
Black	5	
White	13	
Hispanic	1	
Asian	0	
4 th Period	Total number of students	19
Black	7	
White	12	
Hispanic	0	
Asian	0	
Native American	0	
5 th Period	Total number of students	26
Black	10	
White	14	
Hispanic	2	
Asian	0	
Native American	0	
6 th Period	Total number of students	19
Black	12	
White	7	
Hispanic	0	
Asian	0	
Native American	0	
7 th Period	Total number of students	
Black	4	
White	11	
Hispanic	1	
Asian	0	
Native American	0	
Grade:	7th - 8th	
Teacher:	Lloyd	
1 st Period	Total number of students	25
Black	6	
White	18	
Hispanic	1	
Asian	0	
Native American	0	
2 nd Period	Total number of students	27

Black		5	
White		21	
Hispanic		1	
Asian		0	
Native American		0	
4 th Period	Total number of students		24
Black		4	
White		16	
Hispanic		4	
Asian		0	
Native American		0	
5 th Period	Total number of students		25
Black		10	
White		13	
Hispanic		2	
Asian		0	
Native American		0	
7 th Period	Total number of students		22
Black		5	
White		14	
Hispanic		3	
Asian		0	
Grade:	9th - 12th		
Teacher:	McFarlin		
1 st Period	Total number of students		22
Black		8	
White		12	
Hispanic		2	
Asian		0	
Native American		0	
3 rd Period	Total number of students		23
Black		12	
White		11	
Hispanic		0	
Asian		0	
Native American		0	
4 th Period	Total number of students		17
Black		2	
White		13	
Hispanic		2	
Asian		0	
Native American		0	
5 th Period	Total number of students		24
Black		8	
White		14	
Hispanic		2	
Asian		0	
Native American		0	
6 th Period	Total number of students		20
Black		9	
White		9	
Hispanic		2	
Asian		0	
Native American		0	

7 th Period	Total number of students	17
Black	6	
White	10	
Hispanic	1	
Asian	0	
Native American	0	

Grade:	7th - 8th	
Teacher:	Morgan	
1 st Period	Total number of students	26
Black	6	
White	16	
Hispanic	4	
Asian	0	
Native American	0	

2 nd Period	Total number of students	21
Black	14	
White	6	
Hispanic	1	
Asian	0	
Native American	0	

3 rd Period	Total number of students	26
Black	9	
White	16	
Hispanic	1	
Asian	0	

4 th Period	Total number of students	24
Black	13	
White	9	
Hispanic	2	
Asian	0	
Native American	0	

5 th Period	Total number of students	24
Black	5	
White	16	
Hispanic	3	
Asian	0	
Native American	0	

7 th Period	Total number of students	25
Black	5	
White	20	
Hispanic	0	
Asian	0	

Grade:	7th - 12th	
Teacher:	D. Nixon	
1 st Period	Total number of students	9
Black	2	
White	7	
Hispanic	0	
Asian	0	

2 nd Period	Total number of students	5
Black	3	

White		2	
Hispanic		0	
Asian		0	
Native American		0	
3 rd Period	Total number of students		25
Black		6	
White		18	
Hispanic		2	
Asian		0	
Native American		0	
5 th Period	Total number of students		3
Black		2	
White		1	
Hispanic		0	
Asian		0	
Native American		0	
6 th Period	Total number of students		11
Black		0	
White		1	
Hispanic		0	
Asian		0	
Native American		0	
7 th Period	Total number of students		2
Black		1	
White		1	
Hispanic		0	
Asian		0	
Native American		0	
Grade:	7th - 12th		
Teacher:	E. Nixon		
1 st Period	Total number of students		23
Black		11	
White		10	
Hispanic		2	
Asian		0	
Native American		0	
2 nd Period	Total number of students		23
Black		11	
White		12	
Hispanic		0	
Asian		0	
Native American		0	
3 rd Period	Total number of students		20
Black		14	
White		6	
Hispanic		0	
Asian		0	
Native American		0	
4 th Period	Total number of students		18
Black		16	
White		2	
Hispanic		0	
Asian		0	

Native American		0	
5 th Period			
Black	Total number of students	21	22
White		1	
Hispanic		0	
Asian		0	
Native American		0	
6 th Period			
Black	Total number of students	7	20
White		13	
Hispanic		0	
Asian		0	
Native American		0	
Grade:	9th -12th		
Teacher:	Parker		
1 st Period			
Black	Total number of students	9	24
White		16	
Hispanic		0	
Asian		0	
Native American		0	
2 nd Period			
Black	Total number of students	9	27
White		18	
Hispanic		0	
Asian		0	
Native American		0	
3 rd Period			
Black	Total number of students	10	24
White		13	
Hispanic		1	
Asian		0	
4 th Period			
Black	Total number of students	12	25
White		12	
Hispanic		1	
Asian		0	
Native American		0	
6 th Period			
Black	Total number of students	9	29
White		16	
Hispanic		1	
Asian		0	
Native American		0	
7 th Period			
Black	Total number of students	6	17
White		9	
Hispanic		2	
Asian		0	
Native American		0	
Grade:	9th - 12th		

Teacher:	Pulliam		
1 st Period	Total number of students	14	
Black		5	
White		9	
Hispanic		0	
Asian		0	
2 nd Period	Total Number of Students		8
Black		3	
White		5	
Hispanic		0	
Asian		0	
Native American		0	
3 rd Period	Total number of students	7	
Black		1	
White		5	
Hispanic		1	
Asian		0	
Native American		0	
4 th Period	Total number of students	19	
Black		4	
White		14	
Hispanic		1	
Asian		0	
Native American		0	
5 th Period	Total number of students	15	
Black		6	
White		7	
Hispanic		2	
Asian		0	
Native American		0	
Grade:	9th - 12th		
Teacher:	Russo		
1 st Period	Total number of students	29	
Black		9	
White		20	
Hispanic		0	
Asian		0	
Native American		0	
2 nd Period	Total number of students	26	
Black		13	
White		12	
Hispanic		1	
Asian		0	
Native American		0	
3 rd Period	Total number of students	27	
Black		6	
White		19	
Hispanic		2	
Asian		0	
Native American		0	
4 th Period	Total number of students	24	
Black		9	
White		13	

Hispanic		2	
Asian		0	
Native American		0	
Grade:	9th - 12th		
Teacher:	Schwartz		
1 st Period	Total number of students		18
Black		3	
White		14	
Hispanic		1	
Asian		0	
Native American		0	
2 nd Period	Total number of students		16
Black		7	
White		8	
Hispanic		1	
Asian		0	
Native American		0	
3 rd Period	Total number of students		18
Black		10	
White		7	
Hispanic		1	
Asian		0	
Native American		0	
4 th Period	Total number of students		24
Black		9	
White		15	
Hispanic		0	
Asian		0	
5 th Period	Total number of students		15
Black		5	
White		9	
Hispanic		1	
Asian		0	
Native American		0	
7 th Period	Total number of students		10
Black		1	
White		8	
Hispanic		1	
Asian		0	
Native American		0	
Grade:	9th - 12th		
Teacher:	Scott		
1 st Period	Total number of students		22
Black		5	
White		15	
Hispanic		2	
Asian		0	
Native American		0	
2 nd Period	Total number of students		15
Black		6	
White		9	
Hispanic		0	

Asian		0	
Native American			
3 rd Period	Total number of students		23
Black		8	
White		15	
Hispanic		0	
Asian		0	
Native American		0	
4 th Period	Total number of students		13
Black		7	
White		5	
Hispanic		1	
Asian		0	
Native American		0	
6 th Period	Total number of students		21
Black		7	
White		14	
Hispanic		0	
Asian		0	
Native American		0	
7 th Period	Total number of students		15
Black		5	
White		10	
Hispanic		0	
Asian		0	
Native American		0	
Grade:	8th - 12th		
Teacher:	Seale		
1 st Period	Total number of students		25
Black		8	
White		16	16
Hispanic		1	1
Asian		0	
Native American		0	
2 nd Period	Total number of students		24
Black		8	
White		16	
Hispanic		0	
Asian		0	
Native American		0	
3 rd Period	Total number of students		27
Black		12	
White		15	
Hispanic		0	
Asian		0	
Native American		0	
4 th Period	Total number of students		26
Black		12	
White		14	
Hispanic		0	
Asian		0	
Native American		0	

5 th Period	Total number of students	21
Black	11	
White	1	
Hispanic	9	
Asian	0	
Native American	0	

Grade:	7th - 8th	
Teacher:	Self	
2 nd Period	Total number of students	25
Black	5	
White	19	
Hispanic	1	
Asian	0	
Native American	0	

3 rd Period	Total number of students	19
Black	5	
White	11	
Hispanic	3	
Asian	0	
Native American	0	

4 th Period	Total number of students	24
Black	2	
White	16	
Hispanic	0	
Asian	0	
Native American	0	

5 th Period	Total number of students	18
Black	5	
White	19	
Hispanic	0	
Asian	0	
Native American	0	

6 th Period		
Black	4	
White	10	
Hispanic	4	
Asian	0	
Native American	0	

Grade:	10th - 12th	
Teacher:	Sellers	
1 st Period	Total number of students	20
Black	5	
White	14	
Hispanic	1	
Asian	0	
Native American	0	

2 nd Period	Total number of students	22
Black	10	
White	10	
Hispanic	2	
Asian	0	
Native American	0	

3 rd Period	Total number of students	17
Black	10	
White	6	
Hispanic	1	
Asian	0	
Native American	0	
4 th Period	Total number of students	19
Black	6	
White	12	
Hispanic	0	
Asian	0	
Native American	0	
5 th Period	Total number of students	22
Black	9	
White	10	
Hispanic	3	
Asian	0	
Native American	0	
Grade:	7th	
Teacher:	Sharp	
2 nd Period	Total number of students	21
Black	9	
White	11	
Hispanic	1	
Asian	0	
Native American	0	
3 rd Period	Total number of students	16
Black	2	
White	13	
Hispanic	1	
Asian	0	
Native American	0	
4 th Period	Total number of students	22
Black	7	
White	15	
Hispanic	0	
Asian	0	
5 th Period	Total number of students	17
Black	2	
White	14	
Hispanic	1	
Asian	0	
6 th Period	Total number of students	27
Black	7	
White	19	
Hispanic	1	
Asian	0	
7 th Period	Total number of students	25
Black	7	
White	14	
Hispanic	4	
Asian	0	
Native American	0	

Grade:	10th - 12th	
Teacher:	Shupe	
3 rd Period	Total number of students	20
Black	6	
White	14	
Hispanic	0	
Asian	0	
Native American		

4 th Period	Total number of students	17
Black	6	
White	11	
Hispanic	0	
Asian	0	
Native American	0	

5 th Period	Total number of students	15
Black	3	
White	10	
Hispanic	2	
Asian	0	
Native American	0	

6 th Period	Total number of students	21
Black	7	
White	13	
Hispanic	1	
Asian	0	
Native American	0	

7 th Period	Total number of students	18
Black	10	
White	8	
Hispanic	0	
Asian	0	

Grade:	8 th - 12 th	
Teacher:	Smith	
1 st Period	Total number of students	18
Black	7	
White	10	
Hispanic	1	
Asian	0	

2 nd Period	Total number of students	15
Black	8	
White	6	
Hispanic	1	
Asian	0	

3 rd Period	Total number of students	21
Black	11	
White	9	
Hispanic	1	
Asian	0	

4 th Period	Total number of students	22
------------------------	--------------------------	----

Black		6	
White		16	
Hispanic		0	
Asian		0	
5 th Period	Total number of students		14
Black		7	
White		15	
Hispanic		0	
Asian		0	
Native American		0	
7 th Period	Total number of students		15
Black		6	
White		9	
Hispanic		0	
Asian		0	
Native American		0	
Grade	7th - 8th		
Teacher	Speake		
2 nd Period	Total number of students		22
Black		10	
White		11	
Hispanic		1	
Asian		0	
Native American		0	
3 rd Period	Total number of students		22
Black		12	
White		9	
Hispanic		1	
Asian		0	
Native American		0	
4 th Period	Total number of students		20
Black		5	
White		15	
Hispanic		0	
Asian		0	
5 th Period	Total number of students		20
Black		17	
White		3	
Hispanic		0	
Asian		0	
6 th Period	Total number of students		22
Black		9	
White		12	
Hispanic		1	
Asian		0	
7 th Period	Total number of students		19
Black		6	
White		13	
Hispanic		0	
Asian		0	
Grade	9th - 12th		
Teacher	Treadway		

2 nd Period	Total number of students	7
Black	2	
White	5	
Hispanic	0	
Asian	0	
Native American	0	
3 rd Period	Total number of students	14
Black	8	
White	6	
Hispanic	0	
Asian	0	
4 th Period	Total number of students	15
Black	5	
White	10	
Hispanic	0	
Asian	0	
Native American	0	
5 th Period	Total number of students	22
Black	6	
White	15	
Hispanic	1	
Asian	0	
6 th Period	Total number of students	25
Black	10	
White	14	
Hispanic	1	
Asian	0	
7 th Period	Total number of students	13
Black	7	
White	6	
Hispanic	0	
Asian	0	
Grade	9th - 12th	
Teacher	Bowlin	
1 st Period	Total number of students	17
Black	7	
White	10	
Hispanic	0	
Asian	0	
2 nd Period	Total number of students	23
Black	11	
White	12	
Hispanic	1	
Asian	0	
Native American	0	
4 th Period	Total number of students	27
Black	14	
White	12	
Hispanic	1	
Asian	0	
Native American	0	
5 th Period	Total number of students	23

Black		12	
White		11	
Hispanic		0	
Asian		0	
6 th Period	Total number of students		26
Black		16	
White		10	
Hispanic		1	
Asian		0	
Native American		0	
7 th Period	Total number of students		21
Black		12	
White		7	
Hispanic		2	
Asian		0	
Native American		0	
Grade	9th - 12th Special Ed		
Teacher	Hosney		
1 st Period	Total number of students		11
Black		5	
White		6	
Hispanic		0	
Asian		0	
Native American		0	

STRAYHORN ELEMENTARY SCHOOL (K – 6TH GRADE)

Grade	Kindergarten		
Teacher	Sowell		
1 st – 7 th Period	Total number of students		27
Black		2	
White		25	
Hispanic		0	
Asian		0	
Native American		0	
Grade	Kindergarten		
Teacher	Grant		
1 st – 6 th Period	Total number of students		50
Black		5	
White		45	
Hispanic		0	
Asian		0	
Native American		0	
Grade	Special Ed		
Teacher:	Ross		
1 st Period	Total number of students		5
Black		1	
White		4	
Hispanic		0	
Asian		0	

2 nd Period	Total number of students	7
Black	1	
White	6	
Hispanic	0	
Asian	0	
Native American	0	
3 rd Period	Total number of students	4
Black	1	
White	3	
Hispanic	0	
Asian	0	
4 th Period	Total number of students	6
Black	0	
White	6	
Hispanic	0	
Asian	0	
5 th Period	Total number of students	7
Black	1	
White	6	
Hispanic	0	
Asian	0	
Native American	0	
6 th Period	Total number of students	6
Black	1	
White	5	
Hispanic	0	
Asian	0	
7 th Period	Total number of students	4
Black	1	
White	3	
Hispanic	0	
Asian	0	
Native American	0	
Grade	1 st	
Teacher:	Raper	
1 st – 7 th Period	Total number of students	20
Black	1	
White	19	
Hispanic	0	
Asian	0	
Native American	0	
Grade	1 st	
Teacher:	Rhodes	
1 st – 7 th Period	Total number of students	21
Black	2	
White	16	
Hispanic	3	
Asian	0	
Native American	0	
Grade	1 st	
Teacher:	Ricks	

1 st – 7 th Period	Total number of students	21
Black	2	
White	19	
Hispanic	0	
Asian	0	
Native American	0	
Grade	1 st	
Teacher:	Young	
1 st – 7 th Period	Total number of students	21
Black	4	
White	17	
Hispanic	0	
Asian	0	
Native American	0	
Grade	2 nd	
Teacher:	Lentz	
1 st – 7 th Period	Total number of students	22
Black	1	
White	21	
Hispanic	0	
Asian	0	
Native American	0	
Grade	2 nd	
Teacher:	Moyer	
1 st – 7 th Period	Total number of students	22
Black	1	
White	21	
Hispanic	0	
Asian	0	
Grade	2 nd	
Teacher:	Switzer	
1 st – 7 th Period	Total number of students	23
Black	1	
White	20	
Hispanic	2	
Asian	0	
Native American	0	
Grade	3 rd	
Teacher:	Daniel	
1 st – 7 th Period	Total number of students	20
Black	3	
White	16	
Hispanic	1	
Asian	0	
Native American	0	
Grade	3 rd	
Teacher	Yelverton	
1 st – 7 th Period	Total number of students	20
Black	0	
White	13	

Hispanic	7
Asian	0
Native American	0

Grade	3 rd	
Teacher:	Grace	
1 st – 7 th Period	Total number of students	21
Black	2	
White	19	
Hispanic	0	
Asian	0	
Native American	0	

Grade	3 rd	
Teacher:	White	
1 st – 7 th Period	Total number of students	17
Black	4	
White	13	
Hispanic	0	
Asian	0	
Native American	0	

Grade	4 th	
Teacher:	Lentz	
1 st – 7 th Period	Total number of students	19
Black	2	
White	15	
Hispanic	2	
Asian	0	
Native American	0	

Grade	4 th	
Teacher:	Phelps	
1 st – 7 th Period	Total number of students	23
Black	0	
White	22	
Hispanic	1	
Asian	0	
Native American	0	

Grade	4 th	
Teacher:	Vergara	
1 st – 7 th Period	Total number of students	21
Black	0	
White	19	
Hispanic	2	
Asian	0	
Native American	0	

Grade	5 th	
Teacher:	Begrin	
1 st – 7 th Period	Total number of students	29
Black	4	
White	25	
Hispanic	0	

Asian		0
Native American		

Grade	5 th	
Teacher:	Moore	
1 st – 7 th Period	Total number of students	30
Black		5
White		23
Hispanic		0
Asian		0
Native American		0

Grade	5 th	
Teacher:	Collums	
1 st – 7 th Period	Total number of students	29
Black		2
White		25
Hispanic		2
Asian		0
Native American		0

Grade	6 th	
Teacher:	Carson	
1 st – 7 th Period	Total number of students	24
Black		3
White		20
Hispanic		1
Asian		0
Native American		0

Grade	6 th	
Teacher:	Yow	
1 st – 7 th Period	Total number of students	28
Black		5
White		22
Hispanic		1
Asian		0
Native American		0

Grade	6 th	
Teacher:	Clark	
1 st – 7 th Period	Total number of students	24
Black		1
White		23
Hispanic		0
Asian		0
Native American		0

STRAYHORN HIGH SCHOOL

Grade	7th - 12th	
Teacher	Ivy	
1 st Period	Total number of students	17
Black	0	
White	15	
Hispanic	2	
Asian	0	
Native American	0	
2 nd Period	Total number of students	2
Black	1	
White	1	
Hispanic	0	
Asian	0	
3 rd Period	Total number of students	2
Black	1	
White	1	
Hispanic	0	
Asian	0	
Native American	0	
5 th Period	Total number of students	4
Black	1	
White	3	
Hispanic	0	
Asian	0	
6 th Period	Total number of students	6
Black	0	
White	6	
Hispanic	0	
Asian	0	
Native American	0	
7 th Period	Total number of students	9
Black	2	
White	7	
Hispanic	0	
Asian	0	
Native American	0	
Grade	9th - 12th	
Teacher:	***Spanish***	
3 rd Period	Total number of students	9
Black	2	
White	7	
Hispanic	0	
Asian	0	
Native American	0	
4 th Period	Total number of students	22
Black	4	
White	17	

Hispanic		1	
Asian		0	
Native American		0	
5 th Period	Total number of students		23
Black		3	
White		19	
Hispanic		1	
Asian		0	
Native American		0	
6 th Period	Total number of students		23
Black		4	
White		17	
Hispanic		2	
Asian		0	
Native American		0	
7 th Period	Total number of students		18
Black		1	
White	16	16	
Hispanic	1	1	
Asian		0	
Grade	7 th – 12 th		
Teacher	Berry		
1 st Period	Total number of students		23
Black		3	
White		20	
Hispanic		0	
Asian		0	
2 nd Period	Total number of students		25
Black		4	
White		21	
Hispanic		0	
Asian		0	
Native American		0	
3 rd Period	Total number of students		17
Black		4	
White		12	
Hispanic		1	
Asian		0	
Native American		0	
4 th Period	Total number of students		12
Black		4	
White		8	
Hispanic		0	
Asian		0	
5 th Period	Total number of students		28
Black		5	
White		18	
Hispanic		5	
Asian		0	
Native American		0	
7 th Period	Total number of students		24
Black		6	
White		18	

Hispanic	0
Asian	0
Native American	0

Grade	9 th – 12 th	
Teacher	Blackburn	
5 th Period	Total number of students	120
Black	9	
White	3	
Hispanic		
Asian	0	
Native American	0	

6 th Period	Total number of students	28
Black	1	
White	26	
Hispanic	1	
Asian	0	
Native American	0	

7 th Period	Total number of students	5
Black	0	
White	4	
Hispanic	1	
Asian	0	
Native American	0	

Grade:	9 th – 12 th	
Teacher:	Boyd	
1 st Period	Total number of students	20
Black	2	
White	17	
Hispanic	1	
Asian	0	
Native American	0	

2 nd Period	Total number of students	14
Black	4	
White	9	
Hispanic	0	
Asian	1	
Native American	0	

3 rd Period	Total number of students	19
Black	2	
White	19	
Hispanic	2	
Asian	0	
Native American	0	

4 th Period	Total number of students	18
Black	2	
White	13	
Hispanic	2	
Asian	1	

5 th Period	Total number of students	24
Black	2	
White	20	
Hispanic	2	
Asian	0	

Native American	0		
6 th Period		Total number of students	19
Black	4		
White	15		
Hispanic	0		
Asian	0		
Native American	0		
Grade		7 th – 12 th	
Teacher		Brewer	
1 st Period		Total number of students	26
Black	7		
White	19		
Hispanic	0		
Asian	0		
Native American	0		
2 nd Period		Total number of students	24
Black	2		
White	22		
Hispanic	0		
Asian	0		
Native American	0		
3 rd Period		Total number of students	14
Black	5		
White	7		
Hispanic	2		
Asian	0		
Native American	0		
4 th Period		Total number of students	14
Black	3		
White	11		
Hispanic	0		
Asian	0		
Native American	0		
6 th Period		Total number of students	18
Black	4		
White	13		
Hispanic	0		
Asian	0		
Native American	0		
7 th Period		Total number of students	17
Black	3		
White	12		
Hispanic	1		
Asian	1		
Native American	0		
Grade		9 th – 12 th	
Teacher		Rae	
1 st Period		Total number of students	25
Black	4		
White	19		
Hispanic	1		
Asian	1		

Native American		0	
2 nd Period	Total number of students		16
Black		5	
White		11	
Hispanic		0	
Asian		0	
3 rd Period	Total number of students		15
Black		1	
White		13	
Hispanic		1	
Asian		0	
Native American		0	
4 th Period	Total number of students		20
Black		9	
White		11	
Hispanic		0	
Asian		0	
Native American		0	
6 th Period	Total number of students		25
Black		1	
White		24	
Hispanic		0	
Asian		0	
Native American		0	
7 th Period	Total number of students		24
Black		5	
White		18	
Hispanic		1	
Asian		0	
Native American		0	
Grade:	9 th – 12 th		
Teacher:	Collins		
1 st Period	Total number of students		30
Black		4	
White		24	
Hispanic		1	
Asian		0	
Native American		0	
2 nd Period	Total number of students		26
Black		3	
White		21	
Hispanic		2	
Asian		0	
3 rd Period	Total number of students		27
Black		5	
White		21	
Hispanic		0	
Asian		0	
Native American		0	
5 th Period	Total number of students		36
Black		4	
White		32	

Hispanic	0		
Asian	0		
Native American	0		
6 th Period		Total number of students	25
Black	3		
White	20		
Hispanic	2		
Asian	0		
Native American	0		
7 th Period		Total number of students	26
Black	8		
White	19		
Hispanic	1		
Asian	0		
Grade		7 th – 8 th	
Teacher		Gayden	
1 st Period		Total number of students	16
Black	14		
White	2		
Hispanic	0		
Asian	0		
Native American	0		
2 nd Period		Total number of students	18
Black	4		
White	14		
Hispanic	0		
Asian	0		
3 rd Period		Total number of students	25
Black	4		
White	21		
Hispanic	0		
Asian	0		
Native American	0		
4 th Period		Total number of students	28
Black	5		
White	21		
Hispanic	1		
Asian	1		
Native American	0		
5 th Period		Total number of students	29
Black	4		
White	24		
Hispanic	1		
Asian	0		
Native American	0		
7 th Period		Total number of students	28
Black	4		
White	24		
Hispanic	0		
Asian	0		
Native American	0		

Grade	9 th	9 th	
Teacher		Hamblin	
1 st Period		Total number of students	28
Black		4	
White		24	
Hispanic		0	
Asian		0	
2 nd & 3 rd Period		Total number of students	20
Black		1	
White		17	
Hispanic		1	
Asian		0	
Native American		1	
4 th Period		Total number of students	21
Black		2	
White		18	
Hispanic		1	
Asian		0	
Native American		0	
5 th Period		Total number of students	21
Black		3	
White		18	
Hispanic		0	
Asian		0	
6 th Period		Total number of students	17
Black		0	
White		16	
Hispanic		1	
Asian		0	
7 th Period		Total number of students	21
Black		1	
White		18	
Hispanic		1	
Asian		1	
Native American			
Grade		9 th – 12 th	
Teacher		Jones	
1 st Period		Total number of students	11
Black		2	
White		9	
Hispanic		0	
Asian		0	
2 nd Period		Total number of students	20
Black		2	
White		17	
Hispanic		1	
Asian		0	
Native American		0	
3 rd Period		Total number of students	18
Black		2	
White		15	
Hispanic		10	
Asian		0	

Native American

4 th Period	Total number of students	25
Black	3	
White	20	
Hispanic	1	
Asian	0	
Native American	1	

5 th Period	Total number of students	14
Black	0	
White	13	
Hispanic	1	
Asian	0	

7 th Period	Total number of students	22
Black	1	
White	21	
Hispanic	0	
Asian	0	
Native American	0	

Grade	8th - 11th	
Teacher	Merica	
1 st Period	Total number of students	19
Black	3	
White	14	
Hispanic	0	
Asian	0	
Native American	0	

2 nd Period	Total number of students	24
Black	4	
White	17	
Hispanic	0	
Asian	0	
Native American	0	

3 rd Period	Total number of students	16
Black	1	
White	15	
Hispanic	0	
Asian	0	

4 th Period	Total number of students	24
Black	3	
White	21	
Hispanic	0	
Asian	0	

6 th Period	Total number of students	15
Black	2	
White	13	
Hispanic	0	
Asian	0	
Native American	0	

7 th Period	Total number of students	22
Black	0	
White	20	
Hispanic	2	

Asian		0	
Native American			
Grade:	10th - 12th		
Teacher:	Miller		
1 st Period	Total number of students		18
Black		3	
White		15	
Hispanic		0	
Asian		0	
Native American		0	
2 nd Period	Total number of students		22
Black		2	
White		20	
Hispanic		0	
Asian		0	
Native American		0	
3 rd Period	Total number of students		18
Black		2	
White		15	
Hispanic		0	
Asian		0	
Native American		1	
4 th Period	Total number of students		18
Black		0	
White		17	
Hispanic		1	
Asian		0	
6 th Period	Total number of students		20
Black		1	
White		19	
Hispanic		0	
Asian		0	
7 th Period	Total number of students		17
Black		3	
White		13	
Hispanic		0	
Asian		1	
Native American		0	
Grade:	9 th - 12 th		
Teacher:	O'Neal		
1 st Period	Total number of students		14
Black		3	
White		10	
Hispanic		1	
Asian		0	
2 nd Period	Total number of students		7
Black		1	
White		4	
Hispanic		2	
Asian		0	
Native American			

3 rd Period	Total number of students	9
Black	3	
White	5	
Hispanic	0	
Asian	0	
Native American	1	
4 th Period	Total number of students	15
Black	2	
White	13	
Hispanic	0	
Asian	0	
Native American	0	
Grade	7 th – 12 th	
Teacher	Rowe	
1 st Period	Total number of students	19
Black	1	
White	17	
Hispanic	0	
Asian	0	
Native American	1	
2 nd Period	Total number of students	14
Black	2	
White	9	
Hispanic	2	
Asian	1	
3 rd Period	Total number of students	19
Black	0	
White	18	
Hispanic	1	
Asian	0	
Native American	0	
4 th Period	Total number of students	15
Black	3	
White	12	
Hispanic	0	
Asian	0	
Native American	0	
Grade	9 th - 12 th	
Teacher	Scruggs	
1 st Period	Total number of students	25
Black	2	
White	23	
Hispanic	0	
Asian	0	
2 nd Period	Total number of students	25
Black	4	
White	21	
Hispanic	0	
Asian	0	
Native American	0	
3 rd Period	Total number of students	20

Black	3		
White	14		
Hispanic	4		
Asian	1		
Native American	0		
4 th Period		Total number of students	24
Black	1		
White	21		
Hispanic	1		
Asian	0		
Native American	0		
5 th Period		Total number of students	10
Black	2		
White	6		
Hispanic	2		
Asian	0		
Native American	0		
7 th Period		Total number of students	27
Black	3		
White	21		
Hispanic	3		
Asian	1		
Native American	0		
Grade		7 th – 12 th	
Teacher		Suddoth	
1 st Period		Total number of students	17
Black	2		
White	12		
Hispanic	0		
Asian	0		
2 nd Period		Total number of students	23
Black	2		
White	21		
Hispanic	0		
Asian	0		
Native American	0		
3 rd Period		Total number of students	25
Black	3		
White	22		
Hispanic	0		
Asian	0		
Native American	0		
4 th Period		Total number of students	22
Black	6		
White	14		
Hispanic	2		
Asian	0		
Native American	0		
5 th Period		Total number of students	28
Black	2		
White	26		
Hispanic	2		
6 th Period		Total number of students	17

Black	4
White	10
Hispanic	3
Asian	0
Native American	0

Grade	7th - 12th	
Teacher	Thompson	
1 st Period	Total number of students	14
Black	0	
White	14	
Hispanic	0	
Asian	0	
Native American	0	

2 nd Period	Total number of students	10
Black	7	
White	1	1
Hispanic	1	1
Asian		1

3 rd Period	Total number of students	27
Black	2	
White	22	
Hispanic	3	
Asian	0	
Native American	0	

4 th Period	Total number of students	29
Black	3	
White	24	
Hispanic	2	
Asian	0	

5 th Period	Total number of students	21
Black	5	
White	19	
Hispanic	0	
Asian	0	
Native American	0	

6 th Period	Total number of students	25
Black	3	
White	22	
Hispanic	0	
Asian	0	
Native American	0	

Grade	7 th - 12 th	
Teacher	Underwood	
1 st Period	Total number of students	26
Black	1	
White	24	
Hispanic	1	
Asian	0	
Native American	0	

2 nd Period	Total number of students	18
Black	3	
White	15	
Hispanic	0	

Asian		0	
Native American		0	
3 rd Period	Total number of students		20
Black		3	
White		17	
Hispanic		0	
Asian		0	
Native American		0	
5 th Period	Total number of students		38
Black		4	
White		34	
Hispanic		0	
Asian		0	
Native American		0	
6 th Period	Total number of students		14
Black		1	
White		13	
Hispanic		0	
Asian		0	
Native American		0	
7 th Period	Total number of students		41
Black		3	
White		37	
Hispanic		0	
Asian		0	
Native American		1	
Grade	7 th - 12 th	7 th - 12 th	
Teacher	Young		
1 st Period	Total number of students		17
Black		4	
White		12	
Hispanic		1	
Asian		0	
Native American		1	
2 nd Period	Total number of students		17
Black		1	
White		15	
Hispanic		1	
Asian		0	
Native American		0	
3 rd Period	Total number of students		10
Black		2	
White		8	
Hispanic		0	
Asian		0	
Native American		0	
4 th Period	Total number of students		28
Black		4	
White		20	
Hispanic		4	
Asian		0	
5 th Period	Total number of students		25

Black	2
White	0
Hispanic	23
Asian	0
Native American	0

7 th Period	Total number of students	24
Black	3	
White	20	
Hispanic	0	
Asian	1	
Native American	0	

Grade:	GED	
Teacher:	Lowrie	
1 st – 7 th Period	Total number of students	1
Black	0	
White	1	
Hispanic	0	
Asian	0	
Native American	0	

Paragraph 2 under 9

The number of full time white teachers in the school district is 123. The number of full time black teachers in the school district is 29. The number of full time Hispanic teachers in the school district is 2.

The number of full time white teachers in school is:

East Tate Elementary	26
Independence High School	29
Coldwater Attendance Center	19
Strayhorn Elementary School	30
Strayhorn High School	19

The number of full time black teachers in each school is:

East Tate Elementary	11
Independence High School	7
Coldwater Attendance Center	10
Strayhorn Elementary School	1
Strayhorn High School	0

The number of full time Hispanic teacher in each school is:

East Tate Elementary	0
Independence High School	0
Coldwater Attendance Center	1
Strayhorn Elementary School	0
Strayhorn High School	1

The District does not employ part time teachers.

Paragraph 3 under 9:

The transportation system of the school district is desegregated completely, with the exception of a few remote areas, where only one race lives on the school bus route.

Paragraph 4 under 9:

All the facilities such as gymnasiums, auditoriums, and cafeterias are being operated on a desegregated basis.

Paragraph 5 under 9:

Tate County Board constructed no buildings

Paragraph 6 under 9:

The Tate County Board has not sold or abandoned any school facilities, equipment or supplies of any value since July 2, 1970.


Address:
Tate County School District
574 Court Street
Coldwater, MS 38618

CERTIFICATE OF COMPLIANCE

We, the current superintendent of Tate County School District and its attorneys of record, certify that we have received the directives of the 1970 desegregation order governing this case, student and teacher data and the yearly audits of the school district, and certify that to the best of our knowledge and based on the information currently available to the District the information reported in this report is true and correct and directly responsive to the District's reporting requirements set forth in this court's 1970 order. Dated this the 20th day of December, 2016.



Dr. Daryl Scoggin
Superintendent



John Lamar
Attorney for the District



Jamie Jacks
Attorney for the District

FOR THE NORTHERN DISTRICT OF MISSISSIPPI

DELTA DIVISION

KELLY MCNEAL, ET.AL,)	
PLAINTIFFS)	
V.)	
TATE COUNTY SCHOOL DISTRICT, ET.AL))	NO. DC7029-S
DEFENDENTS))	

REPORT

In pursuant to and in accordance with the order of the county entered the 4th day of August, 1970, in the above style and numbered cause, the defendants, Tate County School Board of Education, hereby files its report as directed by Section 9 of said order:

Paragraph 1 under 9

This report reflects the information according to the three zones as defined in the Court's order in said cause: namely Easterly zone, Northwesterly zone, and Southwesterly zone. (1) The Easterly zone embraces the attendance centers of East Tate and Independence; (2) the Northwesterly zone embraces the attendance centers of Tate County and Coldwater; (3) the Southwesterly zone consists of Strayhorn Attendance Center and each zone operates as a unitary system.

In reporting paragraph one under nine, the number of students by race enrolled in the school district is entered the 4th day of August, 1970, in the above style and numbered cause, the defendants, Tate County School Board of Education, hereby files its report as directed by section 9 of said order:

In reporting paragraph one under nine, the number of students by race enrolled in the school district is:

White	1,715
Black	987
Hispanic	114
Asian	4
Native American	6
Pacific Islander	0
Two or More	0
TOTAL	2,826

The number of students by race enrolled in each class in each school is:

Coldwater Attendance Center

White	83
Black	440
Hispanic	9
Asian	0
Native American	0
Pacific Islander	0
Total	532

East Tate Elementary

White	412
Black	262
Hispanic	28
Asian	0
Native American	3
Pacific Islander	0
Total	705

Independence High School

White	374
Black	216
Hispanic	26
Asian	1
Native American	0
Pacific Islander	0
Total	617

Strayhorn Elementary School

White	489
Black	59
Hispanic	34
Asian	0
Native American	0
Pacific Islander	0
Total	582

Strayhorn High School

White	351
Black	58
Hispanic	11
Asian	3
Native American	3
Pacific Islander	0
Total	426

Coldwater Attendance Center (grades K-12)

Grade:	Sped		
Teacher:	Jones		
1 st Period – 7 th Period	Total Number of Students:		7
Black		7	
White		0	
Hispanic		0	
Asian		0	
Native American		0	
Pacific Islander		0	

Grade:	Sped		
Teacher:	McLeod		
1 st Period – 7 th Period	Total number of students		4
Black		3	
White		1	
Hispanic		0	
Asian		0	
Native American		0	
Pacific Islander		0	

Grade:	Sped		
Teacher:	Mattson		
1 st Period – 7 th Period	Total number of students		19
Black		12	
White		7	
Hispanic		0	
Asian		0	
Native American		0	
Pacific Islander		0	

Grade	9th - 12th		
Teacher	Shupe		
1 st Period	Total number of students		23
Black		18	
White		5	
Hispanic		0	
Asian		0	
Native American		0	

Grade	4th		
Teacher	Wright		
1 st Period – 7 th Period	Total number of students		22
Black		18	
White		4	
Hispanic		0	
Asian		0	
Native American		0	

Grade	3rd		
Teacher	Johnson		
1 st Period – 7 th Period	Total number of students		25
Black		20	
White		4	

Hispanic	1
Asian	0
Native American	0

Grade	1st	
Teacher	Hill	
1st Period – 7 th Period	Total number of students	18
Black		13
White		4
Hispanic		1
Asian		0
Native American		0

Grade	1st	
Teacher	Ungrait	
1st Period – 7 th Period	Total number of students	17
Black		13
White		2
Hispanic		2
Asian		0
Native American		0

Grade	1st	
Teacher	Freeman	
1st Period – 7 th Period	Total number of students	20
Black		15
White		5
Hispanic		0
Asian		0
Native American		0

Grade	2nd	
Teacher	Tapp	
1st Period – 7 th Period	Total number of students	19
Black		11
White		7
Hispanic		1
Asian		0
Native American		0

Grade	2nd	
Teacher	Tate	
1st Period – 7 th Period	Total number of students	20
Black		16
White		1
Hispanic		2
Asian		0
Native American		0

Grade	3rd	
Teacher	Gross	
1st Period – 7 th Period	Total number of students	21
Black		15
White		6
Hispanic		0
Asian		0

Native American		0	
Grade	3rd		
Teacher	Harris		
1st Period – 7 th Period	Total number of students		21
Black		18	
White		3	
Hispanic		0	
Asian		0	
Native American		0	
Grade	4th		
Teacher	Riley		
1st Period – 7 th Period	Total number of students		21
Black		15	
White		5	
Hispanic		1	
Asian		0	
Native American		0	
Grade	5th		
Teacher	Mothershead		
1st Period – 7 th Period	Total number of students		20
Black		14	
White		4	
Hispanic		2	
Asian		0	
Native American		0	
Grade	5th		
Teacher	Smith		
1st Period – 7 th Period	Total number of students		23
Black		20	
White		2	
Hispanic		1	
Asian		0	
Native American		0	
Grade	1st - 8th		
Teacher	Clanton		
1st Period	Total number of students		22
Black		19	
White		3	
Hispanic		0	
Asian		0	
Native American		0	
2nd Period	Total number of students		21
Black		19	
White		3	
Hispanic		0	
Asian		0	
Native American		0	
3rd Period	Total number of students		17
Black		15	
White		1	

Hispanic		1	
Asian		0	
Native American		0	
5th Period	Total number of students		15
Black		15	
White		0	
Hispanic		0	
Asian		0	
Native American		0	
6th Period	Total number of students		16
Black		14	
White		2	
Hispanic		0	
Asian		0	
Native American		0	
Grade	6th - 7th		
Teacher	Cox		
1st Period	Total number of students		14
Black		13	
White		1	
Hispanic		0	
Asian		0	
Native American		0	
2nd Period	Total number of students		6
Black		6	
White		0	
Hispanic		0	
Asian		0	
Native American		0	
4th Period	Total number of students		13
Black		12	
White		1	
Hispanic		0	
Asian		0	
Native American		0	
5th Period	Total number of students		19
Black		14	
White		5	
Hispanic		0	
Asian		0	
Native American		0	
7th Period	Total number of students		19
Black		17	
White		2	
Hispanic		0	
Asian		0	
Native American		0	
Grade	6th		
Teacher	Rankin		
1st Period	Total number of students		22
Black		14	

White		2	
Hispanic		0	
Asian		0	
Native American		0	
2 nd Period	Total number of students		22
Black		19	
White		3	
Hispanic		0	
Asian		0	
Native American		0	
4th Period	Total number of students		23
Black		21	
White		2	
Hispanic		0	
Asian		0	
Native American		0	
5th Period	6th 7th Total number of students		15
Black		10	
White		5	
Hispanic		0	
Asian		0	
Native American		0	
6th Period	Total number of students		16
Black		14	
White		1	
Hispanic		1	
Asian		0	
Native American		0	
7th Period	Total number of students		22
Black		17	
White		5	
Hispanic		0	
Asian		0	
Native American		0	
Grade	6th - 8th		
Teacher	Gipson		
1st Period	Total number of students		22
Black		19	
White		3	
Hispanic		0	
Asian		0	
Native American		0	
2 nd Period	Total number of students		23
Black		20	
White		2	
Hispanic		1	
Asian		0	
Native American		0	
5th Period	Total number of students		21
Black		18	
White		3	
Hispanic		0	
Asian		0	

Native American	0		0
5 th Period		Total number of students	17
Black			15
White			1
Hispanic			1
Asian			0
Native American			0
6 th Period		Total number of students	21
Black			17
White			3
Hispanic			1
Asian			0
Native American			0
7 th Period		Total number of students	16
Black			14
White			2
Hispanic			0
Asian			0
Native American			0
Grade		7 th - 8 th	
Teacher		Johnson	
1 st Period		Total number of students	17
Black			15
White			1
Hispanic			1
Asian			0
Native American			0
2 nd Period		Total number of students	22
Black			19
White			3
Hispanic			0
Asian			0
Native American			0
3 rd Period		Total number of students	21
Black			17
White			3
Hispanic			1
Asian			0
Native American			0
4 th Period		Total number of students	23
Black			20
White			2
Hispanic			1
Asian			0
Native American			0
5 th Period		Total number of students	15
Black			13
White			2
Hispanic			0
Asian			0
Native American			0
6 th Period		Total number of students	21

Black	19
White	3
Hispanic	0
Asian	0
Native American	0

Grade	6th - 12th	
Teacher	Rankin	
1st Period	Total number of students	16
Black		14
White		2
Hispanic		0
Asian		0
Native American		0

2nd Period	Total number of students	22
Black		19
White		3
Hispanic		0
Asian		0
Native American		0

4th Period	Total number of students	17
Black		16
White		1
Hispanic		0
Asian		0
Native American		0

5th Period	Total number of students	19
Black		16
White		2
Hispanic		1
Asian		0
Native American		0

6th Period	Total number of students	19
Black		14
White		5
Hispanic		0
Asian		0
Native American		0

Grade	9th - 12th	
Teacher	Daughtery	
2nd Period	Total number of students	18
Black		12
White		5
Hispanic		1
Asian		0
Native American		0

3rd Period	Total number of students	20
Black		13
White		5
Hispanic		2
Asian		0
Native American		0

4th Period	Total number of students	6
Black		5

White		1	
Hispanic		0	
Asian		0	
Grade	9th - 12th		
Teacher	Humphreys		
1st Period	Total number of students		12
Black		10	
White		1	
Hispanic		1	
Asian		0	
Native American		0	
3rd Period	Total number of students		16
Black		14	
White		2	
Hispanic		0	
Asian		0	
Native American		0	
4th Period	Total number of students		18
Black		13	
White		5	
Hispanic		0	
Asian		0	
Native American		0	
5th Period	Total number of students		23
Black		18	
White		3	
Hispanic		2	
Asian		0	
Native American		0	
6th Period	Total number of students		23
Black		22	
White		1	
Hispanic		0	
Asian		0	
Native American		0	
7th Period	Total number of students		10
Black		8	
White		2	
Hispanic		0	
Asian		0	
		0	
Grade	9th - 12th		
Teacher	O'Neal		
6 th Period	Total number of students		19
Black		17	
White		2	
Hispanic		0	
Asian		0	
Native American		0	
7th Period	Total number of students		17
Black		15	
White		1	
Hispanic		1	

Asian	0
Native American	0

Grade	9th - 12th	
Teacher	Sandridge	
1st Period	Total number of students	2
Black		1
White		1
Hispanic		0
Asian		0
Native American		0

2nd Period	Total number of students	7
Black		6
White		1
Hispanic		0
Asian		0
Native American		0

6th Period	Total number of students	19
Black		19
White		0
Hispanic		0
Asian		0
Native American		0

7th Period	Total number of students	14
Black		11
White		2
Hispanic		1
Asian		0
Native American		0

Grade	9th - 12th	
Teacher	Harris	
1st Period	Total number of students	13
Black		11
White		2
Hispanic		0
Asian		0
Native American		0

Grade	9th - 12th	
Teacher	Williams	
1st Period	Total number of students	2
Black		2
White		0
Hispanic		0
Asian		0
Native American		0

2 nd Period	Total number of students	16
Black		16
White		0
Hispanic		0
Asian		0
Native American		0

3rd Period	Total number of students	25
Black	19	
White	3	
Hispanic	3	
Asian	0	
Native American	0	
4 th Period	Total number of students	25
Black	22	
White	3	
Hispanic	0	
Asian	0	
Native American	0	
5 th Period	Total number of students	23
Black	22	
White	3	
Hispanic	0	
Asian	0	
Native American	0	
6 TH Period	Total number of students	23
Black	19	
White	3	
Hispanic	1	
Asian	0	
Native American	0	
Grade:	9th -12th	
Teacher:	Stacks	
1 st Period	Total number of students	9
Black	9	
White	0	
Hispanic	0	
Asian	0	
Native American	0	
3rd Period	Total number of students	19
Black	16	
White	3	
Hispanic	0	
Asian	0	
Native American	0	
6 th Period	Total number of students	12
Black	11	
White	1	
Hispanic	1	
Asian	0	
Native American	0	
Grade:	8th - 12 th	
Teacher:	Williams	15
1 st Period		
Black	13	
White	2	
Hispanic	0	
Asian	0	
Native American	0	

3 rd Period	Total number of students	25
Black	20	
White	5	
Hispanic	0	
Asian	0	
Native American	0	
4 th Period	Total number of students	16
Black	13	
White	3	
Hispanic	0	
Asian	0	
Native American	0	
5 th Period	Total number of students	29
Black	22	
White	4	
Hispanic	3	
Asian	0	
Native American	0	
6 th Period	Total number of students	8
Black	7	
White	1	
Hispanic	0	
Asian	0	
Native American	0	
7 th Period	Total number of students	9
Black	8	
White	1	
Hispanic	0	
Asian	0	
Native American	0	
Grade:	9th - 12 th	
Teacher:	Spiva	
2 nd Period	Total number of students	29
Black	24	
White	3	
Hispanic	2	
Asian	0	
Native American	0	
3 rd Period	Total number of students	40
Black	33	
White	6	
Hispanic	1	
Asian	0	
4 th Period	Total number of students	22
Black	19	
White	3	
Hispanic	0	
Asian	0	
Native American	0	
5 th Period	Total number of students	91
Black	69	
White	17	
Hispanic	5	

Asian		0	
Native American		0	
6 th Period	Total number of students		78
Black		58	
White		15	
Hispanic		5	
Asian		0	
Native American		0	

EAST TATE ELEMENTARY (K – 6TH GRADE)

Grade	Kindergarten		
Teacher	Grimmett		
1st Period – 7 th Period	Total number of students		24
Black		6	
White		17	
Hispanic		1	
Asian		0	
Native American		0	

Grade	Kindergarten		
Teacher	Fowler		
1st Period – 7 th Period	Total number of students		23
Black		5	
White		18	
Hispanic		0	
Asian		0	
Native American		0	

Grade	Kindergarten		
Teacher	Bobo		
1st Period – 7 th Period	Total number of students		19
Black		7	
White		12	
Hispanic		0	
Asian		0	
Native American		0	

Grade	Kindergarten		
Teacher	Steward		
1st Period – 7 th Period	Total number of students		21
Black		6	
White		14	
Hispanic		1	
Asian		0	
Native American		0	

Grade	1st		
Teacher	Lyons		
1st Period – 7 th Period	Total number of students		26
Black		10	
White		14	
Hispanic		1	
Asian		0	

Native American		0	
Grade	1st		
Teacher	Hale		
1st Period – 7 th Period	Total number of students		25
Black		9	
White		15	
Hispanic		1	
Asian		0	
Native American		0	
Grade	1st		
Teacher	Edwards		
1st Period – 7 th Period	Total number of students		24
Black		12	
White		11	
Hispanic		1	
Asian		0	
Native American		0	
Grade	1st		
Teacher	Bailey		
1st Period – 7 th Period	Total number of students		26
Black		13	
White		12	
Hispanic		1	
Asian		0	
Native American		0	
Grade	2nd		
Teacher	Fletcher		
1st Period – 7 th Period	Total number of students		25
Black		7	
White		17	
Hispanic		1	
Asian		0	
Native American		0	
Grade	2nd		
Teacher	Crigler		
1st Period – 7 th Period	Total number of students		24
Black		7	
White		16	
Hispanic		1	
Asian		0	
Native American		1	
Grade	2nd		
Teacher	Whitehead		
1st Period – 7 th Period	Total number of students		25
Black		7	
White		16	
Hispanic		2	
Asian		0	
Native American		0	

Grade	3rd		
Teacher	Reinke		
1st Period – 7 th Period			
Black	Total number of students		23
White		8	
Hispanic		13	
Asian		2	
Native American		0	
		1	

Grade	3rd		
Teacher	Maxwell		
1st Period – 7 th Period			
Black	Total number of students		23
White		8	
Hispanic		14	
Asian		1	
Native American		0	
		0	

Grade	3rd		
Teacher	Dunlap		
1st Period – 7 th Period			
Black	Total number of students		24
White		7	
Hispanic		15	
Asian		1	
Native American		0	
		1	

Grade	3rd		
Teacher	Blackburn		
1st Period – 7 th Period			
Black	Total number of students		23
White		9	
Hispanic		14	
Asian		0	
Native American		0	
		0	

Grade	4th		
Teacher	Clark		
1st Period – 7 th Period			
Black	Total number of students		24
White		9	
Hispanic		13	
Asian		2	
Native American		0	
		0	

Grade	4th		
Teacher	Conley		
1st Period – 7 th Period			
Black	Total number of students		25
White		9	
Hispanic		13	
Asian		3	
Native American		0	
		0	

Grade	4th		
-------	-----	--	--

Teacher	Gregg		
1st Period – 7 th Period	Total number of students		24
Black		13	
White		9	
Hispanic		2	
Asian		0	
Native American		0	

Grade	4th		
Teacher	Brew		
1st Period – 7 th Period	Total number of students		25
Black		10	
White		14	
Hispanic		0	
Asian		0	
Native American		0	

Grade	5th		
Teacher	Brownlee		
1st Period – 7 th Period	Total number of students		26
Black		11	
White		15	
Hispanic		1	
Asian		0	
Native American		0	

Grade	5th		
Teacher	Pierce		
1st Period – 7 th Period	Total number of students		20
Black		8	
White		11	
Hispanic		1	
Asian		0	
Native American		0	

Grade	5th		
Teacher	Harris		
1st Period – 7 th Period	Total number of students		25
Black		7	
White		16	
Hispanic		0	
Asian		0	
Native American		0	

Grade	5th		
Teacher	Douell		
1st Period – 7 th Period	Total number of students		18
Black		5	
White		13	
Hispanic		0	
Asian		0	
Native American		0	

Grade	6th		
Teacher	Ray		
1st Period – 7 th Period	Total number of students		13

Black	5
White	7
Hispanic	1
Asian	0
Native American	0

Grade	6th	
Teacher	Miller	
1st Period – 7 th Period	Total number of students	16
Black	8	
White	8	
Hispanic	0	
Asian	0	
Native American	0	

Grade	6th	
Teacher	Dodson	
1st Period – 7 th Period	Total number of students	7
Black	2	
White	5	
Hispanic	0	
Asian	0	
Native American	0	

Grade	6th	
Teacher	Frazier	
1st Period – 7 th Period	Total number of students	17
Black	7	
White	9	
Hispanic	1	
Asian	0	
Native American	0	

Grade	6th	
Teacher	Bixler	
1st Period – 7 th Period	Total number of students	27
Black	5	
White	19	
Hispanic	3	
Asian	0	
Native American	0	

Grade	3rd	
Teacher	Jones	
1st Period – 7 th Period	Total number of students	27
Black	9	
White	17	
Hispanic	1	
Asian	0	
Native American	0	

Grade	5th	
Teacher	Anglin	
1st Period – 7 th Period	Total number of students	25
Black	8	
White	16	

Hispanic	1
Asian	0
Native American	0

INDEPENDENCE HIGH SCHOOL (7TH - 12TH GRADE)

Grade:	7 TH - 12 TH		
Teacher:	Bixler		
3rd Period	Total number of students		30
Black	4		
White	23		
Hispanic	2		
Asian	1		
Native American	0		
4 th Period	Total number of students		18
Black	9		
White	9		
Hispanic	0		
Asian	0		
Native American	0		
5 th Period	Total number of students		18
Black	9		
White	9		
Hispanic	0		
Asian	0		
Native American	0		
6 th Period	Total number of students		13
Black	7		
White	6		
Hispanic	4		
Asian	0		
Native American	0		
7 th Period	Total number of students		39
Black	11		
White	23		
Hispanic	5		
Asian	0		
Native American	0		
Grade:	7th - 12th		
Teacher:	Barham		
1 st Period	Total number of students		9
Black	1		
White	8		
Hispanic	0		
Asian	0		
Native American	0		
5 th Period	Total number of students		13

Black		1	
White		12	
Hispanic		0	
Asian		0	
Native American		0	
3 rd & 4 th Period			
	Total number of students		9
Black		2	
White		7	
Hispanic		1	
Asian		0	
Native American		0	
6 th Period			
	Total number of students		8
Black		1	
White		7	
Hispanic		0	
Asian		0	
Native American		0	
7 th Period			
	Total number of students		16
Black		6	
White		8	
Hispanic		2	
Asian		0	
Native American		0	
Grade:			
Teacher:	9th - 12th		
1 st Period	Cathey		
	Total number of students		25
Black		8	
White		17	
Hispanic		0	
Asian		0	
Native American		0	
2 nd Period			
	Total number of students		22
Black		12	
White		10	
Hispanic		0	
Asian		0	
Native American		0	
4 th Period			
	Total number of students		29
Black		15	
White		13	
Hispanic		0	
Asian		0	
Native American		0	
Grade:			
Teacher:	9th - 23th		
1 st Period	Chambliss		
	Total number of students		22
Black		4	
White		15	
Hispanic		3	
Asian		0	
Native American		0	
2 nd Period			
	Total number of students		30
			21

Black	10
White	18
Hispanic	2
Asian	0
Native American	0

3 rd Period	Total number of students	26
Black	9	
White	16	
Hispanic	1	
Asian	0	
Native American	0	

5 th Period	Total number of students	33
Black	5	
White	24	
Hispanic	5	
Asian	0	
Native American	0	

7 th Period (PE)	Total number of students	45
Black	2	
White	40	
Hispanic	3	
Asian	1	
Native American	0	

Grade:	9th - 12th	
Teacher:	Dickey	
1 st Period	Total number of students	18
Black	6	
White	10	
Hispanic	2	
Asian	0	

2 nd Period	Total number of students	12
Black	3	
White	9	
Hispanic	0	
Asian	0	
Native American	0	

3 rd Period	Total number of students	26
Black	7	
White	16	
Hispanic	3	
Asian	0	
Native American	0	

4 th Period	Total number of students	23
Black	4	
White	17	
Hispanic	2	
Asian	0	
Native American	0	

6 th Period	Total number of students	21
Black	8	0
White	13	
Hispanic	0	
Asian	0	

Native American		0	
7 th Period			
	Total number of students		15
Black		5	
White		8	
Hispanic		2	
Asian		0	
Native American		0	
Grade:	9th - 12th		
Teacher:	Dunigan		
1 st Period			
	Total number of students		24
Black		11	
White		13	
Hispanic		0	
Asian		0	
Native American		0	
2 nd Period			
	Total number of students		22
Black		8	
White		14	
Hispanic		0	
Asian		0	
Native American		0	
3 rd Period			
	Total number of students		18
Black		5	
White		13	
Hispanic		1	
Asian		0	
Native American		0	
4 th Period			
	Total number of students		17
Black		5	
White		12	
Hispanic		0	
Asian		0	
Native American		0	
5 th Period			
	Total number of students		9
Black		7	
White		1	
Hispanic		1	
Asian		1	
Native American		0	
Grade:	9th - 12th		
Teacher:	Jamison		
1 st Period			
	Total number of students		17
Black		6	
White		9	
Hispanic		1	
Asian		1	
Native American		0	
3 rd Period			
	Total number of students		20
Black		9	
White		10	
Hispanic		1	
Asian		0	

Native American		0	
4 th Period			
Black	Total number of students	4	12
White		8	
Hispanic		0	
Asian		0	
Native American		0	
5 th Period			
Black	Total number of students	7	19
White		12	
Hispanic		0	
Asian		0	
Native American		0	
6 th Period			
Black	Total number of students	6	16
White		9	
Hispanic		1	
Asian		0	
Native American		0	
7 th Period			
Black	Total number of students	3	18
White		14	
Hispanic		1	
Asian		0	
Native American		0	
Grade:	8th		
Teacher:	Johnson		
1 st Period			
Black	Total number of students	8	18
White		10	
Hispanic		0	
Asian		0	
Native American		0	
2 nd Period			
Black	Total number of students	4	19
White		15	
Hispanic		1	
Asian		0	
4 th Period			
Black	Total number of students	10	21
White		10	
Hispanic		1	
Asian		0	
Native American		0	
5 th Period			
Black	Total number of students	5	16
White		10	
Hispanic		1	
Asian		0	
Native American		0	
6 th Period			
Black	Total number of students	3	22
			24

White		17	
Hispanic		1	
Asian		1	
Native American		0	
7 th Period			
	Total number of students		25
Black		10	
White		14	
Hispanic		1	
Asian		0	
Native American		0	
Grade:	7th - 12th		
Teacher:	Jones		
1 st Period			
	Total number of students		8
Black		4	
White		4	
Hispanic		0	
Asian		0	
Native American		0	
3 rd Period			
	Total number of students		10
Black		5	
White		4	
Hispanic		1	
Asian		0	
Native American		0	
4 th Period			
	Total number of students		8
Black		4	
White		4	
Hispanic		0	
Asian		0	
Native American		0	
5 th Period			
	Total number of students		17
Black		9	
White		8	
Hispanic		0	
Asian		0	
Native American		0	
6 th Period			
	Total number of students		7
Black		1	
White		5	
Hispanic		1	
Asian		0	
Native American		0	
7 th Period			
	Total number of students		15
Black		7	
White		6	
Hispanic		2	
Asian		0	
Native American		0	
Grade:	8th		
Teacher:	Faust		
1 st Period			
	Total number of students		23
			25

Black		7	
White		18	
Hispanic		0	
Asian		0	
Native American		0	
2 nd Period	Total number of students		25
Black		6	
White		18	
Hispanic		1	
Asian		0	
Native American		0	
3 rd Period	Total number of students		27
Black		4	
White		21	
Hispanic		2	
Asian		0	
Native American		0	
4 th Period	Total number of students		25
Black		4	
White		17	
Hispanic		4	
Asian		0	
Native American		0	
Grade:	8th		
Teacher:	Eddington		
1 st Period	Total number of students		19
Black		4	
White		11	
Hispanic		4	
Asian		0	
Native American		0	
2 nd Period	Total number of students		18
Black		4	
White		13	
Hispanic		1	
Asian		0	
Native American		0	
4 th Period	Total number of students		22
Black		7	
White		14	
Hispanic		1	
Asian		0	
Native American		0	
5 th Period	Total number of students		21
Black		4	
White		16	
Hispanic		1	
Asian		0	
Native American		0	
6 th Period	Total number of students		20
Black		3	
White		15	
Hispanic		2	
			26

Asian		0	
Native American		0	
7 th Period			
Black	Total number of students	8	24
White		13	
Hispanic		3	
Asian		0	
Native American		0	
Grade:	10th - 12th		
Teacher:	Green		
1 st Period			
Black	Total number of students	9	25
White		16	
Hispanic		0	
Asian		0	
Native American		0	
2 nd Period			
Black	Total number of students	8	22
White		13	
Hispanic		1	
Asian		0	
Native American		0	
3 rd Period			
Black	Total number of students	10	27
White		15	
Hispanic		2	
Asian		0	
Native American		0	
5 th Period			
Black	Total number of students	7	15
White		8	
Hispanic		0	
Asian		0	
Native American		0	
6 th Period			
Black	Total number of students	8	16
White		6	
Hispanic		2	
Asian		0	
7 th Period			
Black	Total number of students	4	15
White		1	
Hispanic		0	
Asian		0	
Grade:	7th - 12th		
Teacher:	Holts		
1 st Period			
Black	Total number of students	13	29
White		15	
Hispanic		1	
Asian		0	
Native American		0	
			27

2 nd Period	Total number of students	24
Black	10	
White	14	
Hispanic	0	
Asian	0	
Native American	0	
3 rd Period	Total number of students	16
Black	8	
White	6	
Hispanic	2	
Asian	0	
Native American	0	
4 th Period	Total number of students	25
Black	8	
White	11	
Hispanic	3	
Asian	0	
Native American	0	
6 th Period	Total number of students	70
Black	29	
White	47	
Hispanic	1	
Asian	0	
Native American	0	
Grade:	9th - 10th	
Teacher:	Little	
1 st Period	Total number of students	23
Black	8	
White	15	
Hispanic	0	
Asian	0	
Native American	0	
3 rd Period	Total number of students	15
Black	7	
White	7	
Hispanic	1	
Asian	0	
4 th Period	Total number of students	25
Black	9	
White	15	
Hispanic	1	
Asian	0	
Native American	0	
5 th Period	Total number of students	26
Black	6	
White	20	
Hispanic	0	
Asian	0	
Native American	0	
6 th Period	Total number of students	24
Black	16	

White		8	
Hispanic		0	
Asian		0	
Native American			
7 th Period			
	Total number of students		11
Black		5	
White		6	
Hispanic		0	
Asian		0	
Native American		0	
Grade:	7th - 8th		
Teacher:	Jones		
1 st Period			
	Total number of students		19
Black		5	
White		14	
Hispanic		0	
Asian		0	
Native American		0	
2 nd Period			
	Total number of students		19
Black		9	
White		10	
Hispanic		0	
Asian		0	
Native American		0	
4 th Period			
	Total number of students		9
Black		3	
White		6	
Hispanic		0	
Asian		0	
Native American		0	
5 th Period			
	Total number of students		19
Black		4	
White		14	
Hispanic		1	
Asian		0	
Native American		0	
7 th Period			
	Total number of students		10
Black		4	
White		6	
Hispanic		0	
Asian		0	
Grade:	9th - 12th		
Teacher:	McFarlin		
1 st Period			
	Total number of students		24
Black		9	
White		15	
Hispanic		1	
Asian		0	
Native American		0	
3 rd Period			
	Total number of students		26
Black		9	
White		17	
Hispanic		0	
			29

Asian		0	
Native American		0	
4 th Period	Total number of students		26
Black		9	
White		17	
Hispanic		0	
Asian		0	
Native American		0	
5 th Period	Total number of students		24
Black		8	
White		14	
Hispanic		2	
Asian		0	
Native American		0	
6 th Period	Total number of students		21
Black		4	
White		15	
Hispanic		2	
Asian		0	
Native American		0	
7 th Period	Total number of students		22
Black		4	
White		16	
Hispanic		2	
Asian		0	
Native American		0	
Grade:	7th - 8th		
Teacher:	Morgan		
1 st Period	Total number of students		19
Black		7	
White		11	
Hispanic		1	
Asian		0	
Native American		0	
2 nd Period	Total number of students		23
Black		7	
White		15	
Hispanic		1	
Asian		0	
Native American		0	
3 rd Period	Total number of students		22
Black		10	
White		12	
Hispanic		0	
Asian		0	
4 th Period	Total number of students		20
Black		5	
White		14	
Hispanic		1	
Asian		0	
Native American		0	
5 th Period	Total number of students		18
			30

Black	6
White	11
Hispanic	1
Asian	0
Native American	0

7 th Period	Total number of students	19
Black	5	
White	14	
Hispanic	0	
Asian	0	

Grade:	7th - 12th	
Teacher:	McDaniel	
1 st Period	Total number of students	17
Black	1	
White	15	
Hispanic	1	
Asian	0	

2 nd Period	Total number of students	22
Black	3	
White	15	
Hispanic	4	
Asian	0	
Native American	0	

3 rd Period	Total number of students	17
Black	7	
White	9	
Hispanic	1	
Asian	0	
Native American	0	

5 th Period	Total number of students	22
Black	4	
White	16	
Hispanic	2	
Asian	0	
Native American	0	

6 th Period	Total number of students	22
Black	6	
White	14	
Hispanic	1	
Asian	0	
Native American	0	

Grade:	7th - 12th	
Teacher:	E. Nixon	
1 st Period	Total number of students	19
Black	8	
White	10	
Hispanic	1	
Asian	0	
Native American	0	

2 nd Period	Total number of students	19
Black	7	

White		10	
Hispanic		2	
Asian		0	
Native American		0	
3 rd Period	Total number of students		24
Black		11	
White		11	
Hispanic		2	
Asian		0	
Native American		0	
4 th Period	Total number of students		18
Black		14	
White		4	
Hispanic		0	
Asian		0	
Native American		0	
5 th Period	Total number of students		25
Black		24	
White		1	
Hispanic		0	
Asian		0	
Native American		0	
6 th Period	Total number of students		17
Black		8	
White		9	
Hispanic		0	
Asian		0	
Native American		0	
Grade:	9th -12th		
Teacher:	Parker		
1 st Period	Total number of students		19
Black		11	
White		6	
Hispanic		2	
Asian		0	
Native American		0	
2 nd Period	Total number of students		15
Black		6	
White		9	
Hispanic		0	
Asian		0	
Native American		0	
3 rd Period	Total number of students		22
Black		8	
White		13	
Hispanic		1	
Asian		0	
4 th Period	Total number of students		28
Black		9	
White		18	
Hispanic		1	
Asian		0	
Native American		0	
			32

6 th Period	Total number of students	22
Black	10	
White	12	
Hispanic	0	
Asian	0	
Native American	0	
7 th Period	Total number of students	23
Black	10	
White	13	
Hispanic	2	
Asian	0	
Native American	0	
Grade:	9th - 12th	
Teacher:	Pulliam	
1 st Period	Total number of students	18
Black	4	
White	13	
Hispanic	1	
Asian	0	
2 nd Period	Total number of students	16
Black	2	
White	11	
Hispanic	3	
Asian	0	
Native American	0	
3 rd Period	Total number of students	13
Black	4	
White	9	
Hispanic	0	
Asian	0	
Native American	0	
4 th Period	Total number of students	13
Black	6	
White	6	
Hispanic	1	
Asian	0	
Native American	0	
5 th Period	Total number of students	11
Black	3	
White	8	
Hispanic	0	
Asian	0	
Native American	0	
Grade:	9th - 12th	
Teacher:	Russo	
1 st Period	Total number of students	25
Black	10	
White	14	
Hispanic	1	
Asian	0	
Native American	0	

2 nd Period	Total number of students	21
Black	8	
White	13	
Hispanic	0	
Asian	0	
Native American	0	
3 rd Period	Total number of students	27
Black	6	
White	19	
Hispanic	2	
Asian	0	
Native American	0	
4 th Period	Total number of students	27
Black	12	
White	13	
Hispanic	2	
Asian	0	
Native American	0	
Grade:	9th - 12th	
Teacher:	Schwartz	
1 st Period	Total number of students	25
Black	10	
White	12	
Hispanic	3	
Asian	0	
Native American	0	
2 nd Period	Total number of students	23
Black	14	
White	8	
Hispanic	1	
Asian	0	
Native American	0	
3 rd Period	Total number of students	24
Black	10	
White	12	
Hispanic	2	
Asian	0	
Native American	0	
4 th Period	Total number of students	28
Black	9	
White	17	
Hispanic	0	
Asian	0	
5 th Period	Total number of students	10
Black	3	
White	7	
Hispanic	0	
Asian	0	
Native American	0	
7 th Period	Total number of students	8
Black	3	
White	5	
Hispanic	0	
		34

Asian		0	
Native American		0	
Grade:	9th - 12th		
Teacher:	Scott		
1 st Period			
	Total number of students		25
Black		12	
White		12	
Hispanic		1	
Asian		0	
Native American		0	
2 nd Period			
	Total number of students		20
Black		10	
White		10	
Hispanic		0	
Asian		0	
Native American		0	
3 rd Period			
	Total number of students		23
Black		7	
White		16	
Hispanic		0	
Asian		0	
Native American		0	
4 th Period			
	Total number of students		6
Black		5	
White		1	
Hispanic		0	
Asian		0	
Native American		0	
6 th Period			
	Total number of students		15
Black		3	
White		12	
Hispanic		0	
Asian		0	
Native American		0	
7 th Period			
	Total number of students		14
Black		6	
White		8	
Hispanic		0	
Asian		0	
Native American		0	
Grade:	8th - 12th		
Teacher:	Seale		
1 st Period			
	Total number of students		25
Black		13	
White		12	
Hispanic		0	
Asian		0	
Native American		0	
2 nd Period			
	Total number of students		15
Black		7	
White		6	
Hispanic		2	
			35

Asian		0	
Native American		0	
3 rd Period	Total number of students		10
Black		3	
White		7	
Hispanic		0	
Asian		0	
Native American		0	
4 th Period	Total number of students		15
Black		8	
White		7	
Hispanic		0	
Asian		0	
Native American		0	
5 th Period	Total number of students		13
Black		9	
White		4	
Hispanic		1	
Asian		0	
Native American		0	
Grade:	7th - 8th		
Teacher:	Self		
2 nd Period	Total number of students		19
Black		5	
White		14	
Hispanic		0	
Asian		0	
Native American		0	
3 rd Period	Total number of students		23
Black		8	
White		14	
Hispanic		1	
Asian		0	
Native American		0	
4 th Period	Total number of students		16
Black		4	
White		12	
Hispanic		0	
Asian		0	
Native American		0	
5 th Period	Total number of students		21
Black		5	
White		14	
Hispanic		1	
Asian		1	
Native American		0	
6 th Period	Total number of students		18
Black		8	
White		12	
Hispanic		12	
Asian		0	
Native American		0	

Grade:	10th - 12th		
Teacher:	Downs		
1 st Period			
Black	Total number of students		23
White		10	
Hispanic		13	
Asian		0	
Native American		0	
		0	
2 nd Period			
Black	Total number of students		20
White		5	
Hispanic		15	
Asian		0	
Native American		0	
		0	
3 rd Period			
Black	Total number of students		21
White		3	
Hispanic		17	
Asian		1	
Native American		0	
		0	
4 th Period			
Black	Total number of students		21
White		9	
Hispanic		12	
Asian		0	
Native American		0	
		0	
Grade:	7th		
Teacher:	Sharp		
2 nd Period			
Black	Total number of students		21
White		6	
Hispanic		13	
Asian		2	
Native American		0	
		0	
3 rd Period			
Black	Total number of students		21
White		7	
Hispanic		14	
Asian		0	
Native American		0	
		0	
4 th Period			
Black	Total number of students		13
White		4	
Hispanic		9	
Asian		0	
		0	
5 th Period			
Black	Total number of students		24
White		11	
Hispanic		12	
Asian		1	
		0	
6 th Period			
Black	Total number of students		24
		4	
			37

White	16
Hispanic	4
Asian	0

7 th Period	Total number of students	23
Black	7	
White	14	
Hispanic	1	
Asian	1	
Native American		

Grade:	10th - 12th	
Teacher:	Smith	
3 rd Period	Total number of students	21
Black	10	
White	11	
Hispanic	0	
Asian	0	
Native American		

4 th Period	Total number of students	20
Black	8	
White	12	
Hispanic	0	
Asian	0	
Native American	0	

5 th Period	Total number of students	23
Black	9	
White	14	
Hispanic	0	
Asian	0	
Native American	0	

6 th Period	Total number of students	19
Black	9	
White	10	
Hispanic	0	
Asian	0	
Native American	0	

7 th Period	Total number of students	14
Black	4	
White	10	
Hispanic	0	
Asian	0	

Grade	7th - 8th	
Teacher	Speake	
2 nd Period	Total number of students	18
Black	6	
White	12	
Hispanic	0	
Asian	0	
Native American	0	

3 rd Period	Total number of students	15
Black	8	
White	7	
Hispanic	0	

Asian	0		
Native American	0		
4 th Period		Total number of students	15
Black	1		
White	12		
Hispanic	2		
Asian	0		
5 th Period		Total number of students	22
Black	6		
White	15		
Hispanic	1		
Asian	0		
6 th Period		Total number of students	26
Black	5		
White	19		
Hispanic	2		
Asian	0		
7 th Period		Total number of students	26
Black	2		
White	22		
Hispanic	2		
Asian	0		
Grade		9th - 12th	
Teacher		Treadway	
2 nd Period		Total number of students	16
Black	5		
White	10		
Hispanic	1		
Asian	0		
Native American	0		
3 rd Period		Total number of students	20
Black	13		
White	7		
Hispanic	0		
Asian	0		
4 th Period		Total number of students	26
Black	9		
White	17		
Hispanic	0		
Asian	0		
Native American	0		
5 th Period		Total number of students	20
Black	10		
White	10		
Hispanic	0		
Asian	0		
6 th Period		Total number of students	15
Black	9		
White	6		
Hispanic	0		
Asian	0		

7 th Period	Total number of students	22
Black	10	
White	11	
Hispanic	1	
Asian	0	
Grade	9th - 12th	
Teacher	Bowlin	
1 st Period	Total number of students	28
Black	12	
White	16	
Hispanic	0	
Asian	0	
2 nd Period	Total number of students	23
Black	11	
White	12	
Hispanic	1	
Asian	0	
Native American	0	
4 th Period	Total number of students	25
Black	13	
White	12	
Hispanic	0	
Asian	0	
Native American	0	
5 th Period	Total number of students	28
Black	11	
White	15	
Hispanic	2	
Asian	0	
6 th Period	Total number of students	22
Black	13	
White	9	
Hispanic	0	
Asian	0	
Native American	0	
7 th Period	Total number of students	19
Black	6	
White	13	
Hispanic	0	
Asian	0	
Native American	0	
Grade	9th - 12th Special Ed	
Teacher	Hosney	
1 st Period	Total number of students	13
Black	5	
White	8	
Hispanic	0	
Asian	0	
Native American	0	

STRAYHORN ELEMENTARY SCHOOL (K – 6TH GRADE)

Grade	Kindergarten	
Teacher	Edwards	
1 st – 7 th Period	Total number of students	22
Black	0	
White	22	
Hispanic	2	
Asian	0	
Native American	0	

Grade	Kindergarten	
Teacher	Terry	
1 st – 6 th Period	Total number of students	19
Black	1	
White	18	
Hispanic	0	
Asian	0	
Native American	0	

Grade	Kindergarten	
Teacher	Parker	
1 st – 7 th Period	Total number of students	21
Black	0	
White	15	
Hispanic	6	
Asian	0	
Native American	0	

Grade	1 st	
Teacher:	Rhodes	
1 st – 7 th Period	Total number of students	27
Black	4	
White	22	
Hispanic	1	
Asian	0	
Native American	0	

Grade	1 st	
Teacher:	Phelps	
1 st – 7 th Period	Total number of students	26
Black	3	
White	23	
Hispanic	0	
Asian	0	
Native American	0	

Grade	1 st	
Teacher:	Young	
1 st – 7 th Period	Total number of students	26
Black	5	
White	21	
Hispanic	0	
Asian	0	

Native American

Grade	2 nd		
Teacher:	Lentz		
1 st – 7 th Period	Total number of students		26
Black		2	
White		24	
Hispanic		0	
Asian		0	
Native American		0	
Grade	2 nd		
Teacher:	Moyer		
1 st – 7 th Period	Total number of students		27
Black		3	
White		22	
Hispanic		4	
Asian		0	
Grade	2 nd		
Teacher:	Daniel		
1 st – 7 th Period	Total number of students		27
Black		4	
White		23	
Hispanic		0	
Asian		0	
Native American		0	
Grade	3 rd		
Teacher:	Sowell		
1 st – 7 th Period	Total number of students		21
Black		1	
White		20	
Hispanic		0	
Asian		0	
Native American		0	
Grade	3 rd		
Teacher:	Yelverton		
1 st – 7 th Period	Total number of students		20
Black		1	
White		15	
Hispanic		4	
Asian		0	
Native American		0	
Grade	3 rd		
Teacher:	Grace		
1 st – 7 th Period	Total number of students		21
Black		0	
White		21	
Hispanic		0	
Asian		0	
Native American		0	

Grade	3rd		
Teacher:	White		
1 st – 7 th Period		Total number of students	23
Black		1	
White		21	
Hispanic		1	
Asian		0	
Native American		0	

Grade	4 th		
Teacher:	Burns		
1 st – 7 th Period		Total number of students	18
Black		3	
White		11	
Hispanic		4	
Asian		0	
Native American		0	

Grade	4 th		
Teacher:	Parker		
1 st – 7 th Period		Total number of students	18
Black		3	
White		15	
Hispanic		0	
Asian		0	
Native American		0	

Grade	4 th		
Teacher:	White		
1 st – 7 th Period		Total number of students	20
Black		0	
White		19	
Hispanic		1	
Asian		0	
Native American		0	
Native American		0	

Grade	5 th		
Teacher:	Begrin		
1 st – 7 th Period		Total number of students	27
Black		1	
White		25	
Hispanic		1	
Asian		0	
Native American		0	

Grade	5 th		
Teacher:	Moore		
1 st – 7 th Period		Total number of students	27
Black		2	
White		23	
Hispanic		2	
Asian		0	
Native American		0	

Grade	5 th		
Teacher:	Collums		
1 st – 7 th Period	Total number of students		28
Black		3	
White		22	
Hispanic		3	
Asian		0	
Native American		0	

Grade	6 th		
Teacher:	Carson		
1 st – 7 th Period	Total number of students		24
Black		2	
White		20	
Hispanic		2	
Asian		0	
Native American		0	

Grade	6 th		
Teacher:	Yow		
1 st – 7 th Period	Total number of students		25
Black		5	
White		19	
Hispanic		1	
Asian		0	
Native American		0	

Grade	6 th		
Teacher:	Clark		
1 st – 7 th Period	Total number of students		24
Black		3	
White		20	
Hispanic		1	
Asian		0	
Native American		0	

Grade	6 th		
Teacher:	Raper		
1 st – 7 th Period	Total number of students		25
Black		1	
White		24	
Hispanic		0	
Asian		0	
Native American		0	

Grade	Kindergarten		
Teacher:	Newson		
1 st – 7 th Period	Total number of students		22
Black		5	
White		17	
Hispanic		1	
Asian		0	
Native American		0	

STRAYHORN HIGH SCHOOL (7th - 12th GRADE)

Grade	7th - 12th		
Teacher	Ivy		
1 st Period	Total number of students		17
Black		0	
White		15	
Hispanic		2	
Asian		0	
Native American		0	
2 nd Period	Total number of students		2
Black		1	
White		1	
Hispanic		0	
Asian		0	
3 rd Period	Total number of students		2
Black		1	
White		1	
Hispanic		0	
Asian		0	
Native American		0	
5 th Period	Total number of students		4
Black		1	
White		3	
Hispanic		0	
Asian		0	
6 th Period	Total number of students		6
Black		0	
White		6	
Hispanic		0	
Asian		0	
Native American		0	
7 th Period	Total number of students		9
Black		2	
White		7	
Hispanic		0	
Asian		0	
Native American		0	
Grade	9th - 12th		
Teacher:	Baird		
3 rd Period	Total number of students		17
Black		3	
White		14	
Hispanic		0	
Asian		0	
Native American		0	
4 th Period	Total number of students		24
Black		4	
White		19	
Hispanic		0	

Asian		0	
Native American		1	
5 th Period	Total number of students		20
Black		1	
White		18	
Hispanic		1	
Asian		0	
Native American		0	
6 th Period	Total number of students		19
Black		0	
White		19	
Hispanic		0	
Asian		0	
Native American		0	
7 th Period	Total number of students		17
Black		2	
White		14	
Hispanic		1	
Asian		0	
Grade	7 th – 12 th		
Teacher	Berry		
1 st Period	Total number of students		16
Black		4	
White		12	
Hispanic		0	
Asian		0	
2 nd Period	Total number of students		16
Black		3	
White		13	
Hispanic		0	
Asian		0	
Native American		0	
3 rd Period	Total number of students		25
Black		3	
White		22	
Hispanic		0	
Asian		0	
Native American		0	
4 th Period	Total number of students		28
Black		5	
White		23	
Hispanic		0	
Asian		0	
5 th Period	Total number of students		25
Black		5	
White		19	
Hispanic		1	
Asian		0	
Native American		0	
7 th Period	Total number of students		13
Black		2	
White		10	
Hispanic		1	

Asian		0	
Native American		0	
Grade	9 th – 12 th		
Teacher	Blackburn		
5 th Period	Total number of students		13
Black		3	
White		10	
Hispanic		0	
Asian		0	
Native American		0	
6 th Period	Total number of students		10
Black		1	
White		8	
Hispanic		1	
Asian		0	
Native American		0	
7 th Period	Total number of students		3
Black		0	
White		3	
Hispanic		0	
Asian		0	
Native American		0	
Grade:	9 th – 12 th		
Teacher:	Boyd		
1 st Period	Total number of students		10
Black		1	
White		9	
Hispanic		0	
Asian		0	
Native American		0	
2 nd Period	Total number of students		21
Black		2	
White		19	
Hispanic		0	
Asian		0	
Native American		0	
3 rd Period	Total number of students		26
Black		3	
White		22	
Hispanic		1	
Asian		0	
Native American		0	
4 th Period	Total number of students		21
Black		2	
White		18	
Hispanic		1	
Asian		0	
5 th Period	Total number of students		19
Black		2	
White		15	
Hispanic		1	
Asian		1	
Native American		0	

6 th Period	Total number of students	21
Black	3	
White	18	
Hispanic	0	
Asian	0	
Native American	0	

Grade	7 th – 12 th	
Teacher	Beard	
1 st Period	Total number of students	18
Black	3	
White	14	
Hispanic	0	
Asian	1	
Native American	0	

2 nd Period	Total number of students	25
Black	2	
White	22	
Hispanic	1	
Asian	1	
Native American	0	

3 rd Period	Total number of students	25
Black	5	
White	19	
Hispanic	1	
Asian	0	
Native American	0	

4 th Period	Total number of students	21
Black	4	
White	17	
Hispanic	0	
Asian	0	
Native American	1	

6 th Period	Total number of students	48
Black	2	
White	45	
Hispanic	1	
Asian	0	
Native American	0	

7 th Period	Total number of students	28
Black	8	
White	20	
Hispanic	0	
Asian	0	
Native American	0	

Grade	9 th – 12 th	
Teacher	Bryant	
1 st Period	Total number of students	22
Black	3	
White	19	
Hispanic	0	
Asian	0	
Native American	0	

2 nd Period	Total number of students		17
Black		2	
White		14	
Hispanic		1	
Asian		0	
3 rd Period	Total number of students		16
Black		3	
White		13	
Hispanic		0	
Asian		0	
Native American		0	
4 th Period	Total number of students		23
Black		3	
White		20	
Hispanic		0	
Asian		0	
Native American		0	
6 th Period	Total number of students		17
Black		4	
White		13	
Hispanic		0	
Asian		0	
Native American		0	
7 th Period	Total number of students		18
Black		1	
White		16	
Hispanic		1	
Asian		0	
Native American		0	
Grade:	9 th – 12 th		
Teacher:	Collins		
1 st Period	Total number of students		17
Black		3	
White		14	
Hispanic		1	
Asian		0	
Native American		0	
2 nd Period	Total number of students		15
Black		2	
White		13	
Hispanic		0	
Asian		0	
3 rd Period	Total number of students		17
Black		2	
White		14	
Hispanic		1	
Asian		0	
Native American		0	
5 th Period	Total number of students		27
Black		5	
White		21	
Hispanic		1	

Asian		0	
Native American		0	
6 th Period	Total number of students		20
Black		1	
White		17	
Hispanic		0	
Asian		1	
Native American		1	
7 th Period	Total number of students		29
Black		2	
White		26	
Hispanic		1	
Asian		0	
Grade	7 th – 8 th		
Teacher	Corlew		
1 st Period	Total number of students		27
Black		3	
White		25	
Hispanic		0	
Asian		0	
Native American		0	
2 nd Period	Total number of students		30
Black		5	
White		24	
Hispanic		1	
Asian		0	
3 rd Period	Total number of students		19
Black		1	
White		17	
Hispanic		0	
Asian		0	
Native American		1	
4 th Period	Total number of students		39
Black		2	
White		34	
Hispanic		2	
Asian		10	
Native American		1	
5 th Period	Total number of students		20
Black		2	
White		17	
Hispanic		1	
Asian		0	
Native American		0	
Grade	9 th		9 th
Teacher	Dunn		
1 st Period	Total number of students		22
Black		3	
White		19	
Hispanic		0	
Asian		0	

2 nd & 3 rd Period	Total number of students		21
Black		4	
White		18	
Hispanic		0	
Asian		0	
Native American		0	
4 th Period	Total number of students		11
Black		0	
White		11	
Hispanic		0	
Asian		0	
Native American		0	
5 th Period	Total number of students		16
Black		2	
White		13	
Hispanic		1	
Asian		0	
6 th Period	Total number of students		16
Black		2	
White		14	
Hispanic		0	
Asian		0	
7 th Period	Total number of students		2
Black		0	
White		1	
Hispanic		0	
Asian		0	
Native American		1	
Grade	9 th – 12 th		
Teacher	Gammons		
1 st Period	Total number of students		11
Black		0	
White		0	
Hispanic		0	
Asian		0	
2 nd Period	Total number of students		24
Black		1	
White		23	
Hispanic		0	
Asian		0	
Native American		0	
3 rd Period	Total number of students		13
Black		3	
White		10	
Hispanic		0	
Asian		0	
Native American		0	
4 th Period	Total number of students		12
Black		1	
White		9	
Hispanic		0	
Asian		0	
Native American		2	

5 th Period	Total number of students		6
Black		1	
White		5	
Hispanic		0	
Asian		0	
7 th Period	Total number of students		16
Black		3	
White		11	
Hispanic		2	
Asian		0	
Native American		0	
Grade	8th - 11th		
Teacher	Merica		
1 st Period	Total number of students		16
Black		5	
White		11	
Hispanic		0	
Asian		0	
Native American		0	
2 nd Period	Total number of students		25
Black		1	
White		23	
Hispanic		1	
Asian		0	
Native American		0	
3 rd Period	Total number of students		24
Black		0	
White		23	
Hispanic		1	
Asian		0	
4 th Period	Total number of students		9
Black		1	
White		8	
Hispanic		0	
Asian		0	
Grade	10th - 12th		
Teacher:	Hughes		
1 st Period	Total number of students		21
Black		2	
White		18	
Hispanic		0	
Asian		1	
Native American		0	
2 nd Period	Total number of students		21
Black		3	
White		18	
Hispanic		0	
Asian		0	
Native American		0	
3 rd Period	Total number of students		23
Black		4	

White		19	
Hispanic		0	
Asian		0	
Native American		0	
4 th Period	Total number of students		27
Black		4	
White		12	
Hispanic		1	
Asian		0	
6 th Period	Total number of students		28
Black		0	
White		28	
Hispanic		0	
Asian		0	
7 th Period	Total number of students		17
Black		3	
White		13	
Hispanic		0	
Asian		1	
Native American		0	
Grade:	9 th – 12 th		
Teacher:	O'Neal		
1 st Period	Total number of students		15
Black		1	
White		14	
Hispanic		0	
Asian		0	
2 nd Period	Total number of students		21
Black		3	
White		17	
Hispanic		1	
Asian		0	
Native American		0	
3 rd Period	Total number of students		7
Black		1	
White		6	
Hispanic		0	
Asian		0	
Native American		0	
4 th Period	Total number of students		16
Black		1	
White		15	
Hispanic		0	
Asian		0	
Native American		0	
Grade	7 th – 8 th		
Teacher	McMahan		
1 st Period	Total number of students		23
Black		3	
White		18	
Hispanic		2	
Asian		0	
Native American		0	

2 nd Period	Total number of students		17
Black		3	
White		13	
Hispanic		1	
Asian		0	

3 rd Period	Total number of students		19
Black		2	
White		17	
Hispanic		0	
Asian		0	
Native American		0	

4 th Period	Total number of students		5
Black		2	
White		3	
Hispanic		0	
Asian		0	
Native American		0	

Grade	9th - 12th		
Teacher	Scruggs		
1 st Period	Total number of students		21
Black		3	
White		17	
Hispanic		1	
Asian		0	

2 nd Period	Total number of students		28
Black		4	
White		23	
Hispanic		0	
Asian		1	
Native American		0	

3 rd Period	Total number of students		9
Black		4	
White		5	
Hispanic		0	
Asian		0	
Native American		0	

4 th Period	Total number of students		16
Black		3	
White		11	
Hispanic		2	
Asian		0	
Native American		0	

5 th Period	Total number of students		10
Black		2	
White		5	
Hispanic		3	
Asian		0	
Native American		0	

Grade	7 th – 12 th		
Teacher	Suddoth		
1 st Period	Total number of students		19

Black		1	
White		17	
Hispanic		1	
Asian		0	
2 nd Period	Total number of students		17
Black		1	
White		15	
Hispanic		0	
Asian		1	
Native American		0	
3 rd Period	Total number of students		17
Black		2	
White		12	
Hispanic		2	
Asian		2	
Native American		0	
4 th Period	Total number of students		16
Black		3	
White		13	
Hispanic		0	
Asian		0	
Native American		0	
5 th Period	Total number of students		23
Black		4	
White		19	
Hispanic		0	
6 th Period	Total number of students		17
Black		1	
White		16	
Hispanic		0	
Asian		0	
Native American		0	
Grade	7th - 12th		
Teacher	Thompson		
1 st Period	Total number of students		27
Black		4	
White		21	
Hispanic		1	
Asian		1	
Native American		0	
2 nd Period	Total number of students		23
Black		5	
White		16	
Hispanic		1	
Asian		1	
3 rd Period	Total number of students		25
Black		4	
White		20	
Hispanic		1	
Asian		0	
Native American		0	
4 th Period	Total number of students		25

Black		5	
White		18	
Hispanic		1	
Asian		1	
5 th Period	Total number of students		26
Black		0	
White		26	
Hispanic		0	
Asian		0	
Native American		0	
6 th Period	Total number of students		10
Black		1	
White		7	
Hispanic		1	
Asian		1	
Native American		0	
Grade	7 th - 12 th		
Teacher	Underwood		
1 st Period	Total number of students		15
Black		1	
White		11	
Hispanic		2	
Asian		0	
Native American		1	
2 nd Period	Total number of students		17
Black		3	
White		14	
Hispanic		0	
Asian		0	
Native American		0	
3 rd Period	Total number of students		22
Black		1	
White		18	
Hispanic		3	
Asian		0	
Native American		0	
5 th Period	Total number of students		43
Black		10	
White		33	
Hispanic		0	
Asian		0	
Native American		0	
6 th Period	Total number of students		9
Black		1	
White		8	
Hispanic		0	
Asian		0	
Native American		0	
7 th Period	Total number of students		20
Black		5	
White		15	
Hispanic		0	
Asian		0	
Native American		0	

Grade	7th - 12th		
Teacher	Young		
1 st Period	Total number of students		11
Black		1	
White		9	
Hispanic		1	
Asian		0	
Native American		0	
2 nd Period	Total number of students		17
Black		2	
White		14	
Hispanic		1	
Asian		0	
Native American		0	
3 rd Period	Total number of students		24
Black		4	
White		18	
Hispanic		2	
Asian		0	
Native American		0	
4 th Period	Total number of students		19
Black		2	
White		17	
Hispanic		0	
Asian		0	
5 th Period	Total number of students		13
Black		1	
White		11	
Hispanic		0	
Asian		1	
Native American		0	
7 th Period	Total number of students		13
Black		3	
White		9	
Hispanic		0	
Asian		1	
Native American		0	
Grade:	GED		
Teacher:	Lowrie		
1 st - 7 th Period	Total number of students		1
Black		0	
White		1	
Hispanic		0	
Asian		0	
Native American		0	
Grade	7th - 12th		
Teacher	Miller		
1 st Period	Total number of students		18
Black		2	
White		15	
Hispanic		1	

Asian		0	
Native American		0	
2 nd Period	Total number of students		21
Black		3	
White		16	
Hispanic		2	
Asian		0	
Native American		0	
3 rd Period	Total number of students		22
Black		4	
White		17	
Hispanic		1	
Asian		0	
Native American		0	
4 th Period	Total number of students		20
Black		2	
White		18	
Hispanic		0	
Asian		0	
5 th Period	Total number of students		24
Black		6	
White		15	
Hispanic		3	
Asian		0	
Native American		0	
7 th Period	Total number of students		9
Black		0	
White		9	
Hispanic		0	
Asian		0	
Native American		0	
Grade	7th - 12th		
Teacher	Meyer		
1 st Period	Total number of students		25
Black		1	
White		23	
Hispanic		1	
Asian		0	
Native American		0	
2 nd Period	Total number of students		8
Black		0	
White		8	
Hispanic		0	
Asian		0	
Native American		0	
3 rd Period	Total number of students		23
Black		4	
White		16	
Hispanic		1	
Asian		2	
Native American		0	

4 th Period	Total number of students		22
Black		4	
White		17	
Hispanic		1	
Asian		0	
5 th Period	Total number of students		26
Black		5	
White		20	
Hispanic		0	
Asian		0	
Native American		0	
7 th Period	Total number of students		25
Black		3	
White		22	
Hispanic		0	
Asian		0	
Native American		0	
Grade	7th - 12th		
Teacher	Metzger		
1 st Period	Total number of students		23
Black		5	
White		17	
Hispanic		0	
Asian		0	
Native American		1	
2 nd Period	Total number of students		17
Black		3	
White		14	
Hispanic		0	
Asian		0	
Native American		0	
3 rd Period	Total number of students		12
Black		2	
White		10	
Hispanic		0	
Asian		0	
Native American		0	
4 th Period	Total number of students		23
Black		22	
White		1	
Hispanic		0	
Asian		0	
5 th Period	Total number of students		18
Black		2	
White		16	
Hispanic		0	
Asian		0	
Native American		0	
7 th Period	Total number of students		17
Black		4	
White		12	
Hispanic		1	

Asian	0
Native American	0

Grade	10th - 12th	
Teacher	Bell	
1 st Period	Total number of students	11
Black	9	
White	1	
Hispanic	0	
Asian	1	
Native American	0	

2 nd Period	Total number of students	36
Black	4	
White	29	
Hispanic	2	
Asian	0	
Native American	1	

3 rd Period	Total number of students	17
Black	0	
White	17	
Hispanic	2	
Asian	1	
Native American	0	

4 th Period	Total number of students	18
Black	2	
White	16	
Hispanic	0	
Asian	0	

5 th Period	Total number of students	6
Black	0	
White	6	
Hispanic	0	
Asian	0	
Native American	0	

7 th Period	Total number of students	1
Black	0	
White	1	
Hispanic	0	
Asian	0	
Native American	0	

Grade:	Sped	
Teacher:	Carber	
1 st – 7 th Period	Total number of students	18
Black	3	
White	15	
Hispanic	0	
Asian	0	
Native American	0	

Paragraph 2 under 9

The number of full time white teachers in the school district is 121. The number of full time black teachers in the school district is 35. The number of full time Hispanic teachers in the school district is 2.

The number of full time white teachers in school is:

East Tate Elementary	28
Independence High School	31
Coldwater Attendance Center	15
Strayhorn Elementary School	27
Strayhorn High School	20

The number of full time black teachers in each school is:

East Tate Elementary	10
Independence High School	7
Coldwater Attendance Center	16
Strayhorn Elementary School	1
Strayhorn High School	1

The number of full time Hispanic teacher in each school is:

East Tate Elementary	0
Independence High School	0
Coldwater Attendance Center	1
Strayhorn Elementary School	0
Strayhorn High School	1

The District does not employ part time teachers.

Paragraph 3 under 9:

The transportation system of the school district is desegregated completely, with the exception of a few remote areas, where only one race lives on the school bus route.

Paragraph 4 under 9:

All the facilities such as gymnasiums, auditoriums, and cafeterias are being operated on a desegregated basis.

Paragraph 5 under 9:

Tate County Board constructed building/classrooms at Strayhorn High School. Weight rooms at Independence High School and Strayhorn High School. Built playground at Coldwater Attendance Center.

Paragraph 6 under 9:

The Tate County Board has not sold or abandoned any school facilities, equipment or supplies of any value since July 2, 1970.

Address:


Tate County School District
574 Court Street
Coldwater, MS 38618

CERTIFICATE OF COMPLIANCE

We, the current superintendent of Tate County School District and its attorneys of record, certify that we have received the directives of the 1970 desegregation order governing this case, student and teacher data and the yearly audits of the school district, and certify that to the best of our knowledge and based on the information currently available to the District the information reported in this report is true and correct and directly responsive to the District's reporting requirements set forth in this court's 1970 order. Dated this the 20th day of December, 2016.



Dr. Daryl Scoggin
Superintendent



John Lamar
Attorney for the District



Jamie Jacks
Attorney for the District

FOR THE NORTHERN DISTRICT OF MISSISSIPPI

DELTA DIVISION

KELLY MCNEAL, ET.AL,)
)
 PLAINTIFFS)
)
 V.)
) NO. DC7029-S
 TATE COUNTY SCHOOL DISTRICT, ET.AL)
 DEFENDENTS)

REPORT

In pursuant to and in accordance with the order of the county entered the 4th day of August, 1970, in the above style and numbered cause, the defendants, Tate County School Board of Education, hereby files its report as directed by Section 9 of said order:

Paragraph 1 under 9

This report reflects the information according to the three zones as defined in the Court's order in said cause: namely Easterly zone, Northwesterly zone, and Southwesterly zone. (1) The Easterly zone embraces the attendance centers of East Tate and Independence; (2) the Northwesterly zone embraces the attendance centers of Tate County and Coldwater; (3) the Southwesterly zone consists of Strayhorn Attendance Center and each zone operates as a unitary system.

In reporting paragraph one under nine, the number of students by race enrolled in the school district is entered the 4th day of August, 1970, in the above style and numbered cause, the defendants, Tate County School Board of Education, hereby files its report as directed by section 9 of said order:

In reporting paragraph one under nine, the number of students by race enrolled in the school district is:

White	1,649
Black	980
Hispanic	137
Asian	4
Native American	4
Pacific Islander	0
Two or More	<u>0</u>
TOTAL	2,774

The number of students by race enrolled in each class in each school is:

Coldwater Attendance Center

White	84
Black	420
Hispanic	19
Asian	0
Native American	0
Pacific Islander	0
Total	523

East Tate Elementary

White	522
Black	327
Hispanic	42
Asian	1
Native American	3
Pacific Islander	0
Total	895

Independence High School

White	236
Black	135
Hispanic	15
Asian	2
Native American	0
Pacific Islander	0
Total	388

Strayhorn Elementary School

White	463
Black	43
Hispanic	40
Asian	0
Native American	0
Pacific Islander	0
Total	546

Strayhorn High School

White	344
Black	55
Hispanic	21
Asian	1
Native American	1
Pacific Islander	0
Total	422

Coldwater Attendance Center (grades K-12)

Teacher:	Freeman		
1 st Period – 7 th Period	Total Number of Students:		24
Black		21	
White		2	
Hispanic		1	
Asian		0	
Native American		0	
Pacific Islander		0	

Teacher:	Branch		
1 st Period – 7 th Period	Total number of students		23
Black		17	
White		5	
Hispanic		1	
Asian		0	
Native American		0	
Pacific Islander		0	

Teacher:	Ungurait		
1 st Period – 7 th Period	Total number of students		19
Black		12	
White		7	
Hispanic		0	
Asian		0	
Native American		0	
Pacific Islander		0	

Teacher	Tapp		
1 st Period – 7 th period	Total number of students		22
Black		17	
White		2	
Hispanic		2	
Asian		0	
Native American		0	

Teacher	Williams		
1 st Period – 7 th Period	Total number of students		19
Black		16	
White		2	
Hispanic		1	
Asian		0	
Native American		0	

Teacher	Tate		
1 st Period – 7 th Period	Total number of students		18
Black		14	
White		4	

Hispanic	0
Asian	0
Native American	0

Teacher	Gross	
1st Period – 7 th Period	Total number of students	18
Black	13	
White	4	
Hispanic	1	
Asian	0	
Native American	0	

Teacher	Phillips	
1st Period – 7 th Period	Total number of students	14
Black	12	
White	1	
Hispanic	1	
Asian	0	
Native American	0	

Teacher	Swindoll	
1st Period	Total number of students	25
Black	16	
White	7	
Hispanic	2	
Asian	0	
Native American	0	

2 nd period	Total number of students	19
Black	11	
White	7	
Hispanic	1	
Asian	0	
Native American	0	

3 rd period	Total number of students	20
Black	16	
White	1	
Hispanic	2	
Asian	0	
Native American	0	

5th Period	Total number of students	26
Black	23	
White	3	
Hispanic	0	
Asian	0	
Native American	0	

6 th Period	Total number of students	25
Black	16	
White	7	
Hispanic	2	
Asian	0	
Native American	0	

7 th Period	Total number of students	25
Black	16	
White	7	
Hispanic	2	
Asian	0	
Native American	0	

Teacher	Wright	
1st Period – 3rd Period	Total number of students	20
Black	17	
White	3	
Hispanic	2	
Asian	0	
Native American	0	

5 th Period – 7 th Period	Total number of students	17
Black	14	
White	2	
Hispanic	1	
Asian	0	
Native American	0	

Teacher	O'Neal	
1st Period – 4 th Period	Total number of students	17
Black	14	
White	2	
Hispanic	1	
Asian	0	
Native American	0	

5 th – 7 th Period	Total number of students	20
Black	17	
White	3	
Hispanic	0	
Asian	0	
Native American	0	

Teacher	Special Education	
1st Period	Gipson	
Black	Total number of students	1
White	1	
Hispanic	0	
Asian	0	
Native American	0	

2nd Period	Total number of students	1
Black	1	
White	3	
Hispanic	0	
Asian	0	
Native American	0	

3rd Period	Total number of students	2
Black	1	

White		1	
Hispanic		0	
Asian		0	
Native American		0	
4 th Period	Total number of students		3
Black		3	
White		0	
Hispanic		0	
Asian		0	
Native American		0	
6 th & 7 th Period	Total number of students		3
Black		2	
White		1	
Hispanic		0	
Asian		0	
Native American		0	
Teacher	Riley		
1 st Period	Total number of students		20
Black		17	
White		3	
Hispanic		0	
Asian		0	
Native American		0	
2 nd Period	Total number of students		20
Black		17	
White		3	
Hispanic		0	
Asian		0	
Native American		0	
4 th Period	Total number of students		20
Black		17	
White		3	
Hispanic		0	
Asian		0	
Native American		0	
5 th Period	Total number of students		21
Black		16	
White		4	
Hispanic		1	
Asian		0	
Native American		0	
6 th Period	Total number of students		21
Black		16	
White		4	
Hispanic		1	
Asian		0	
Native American		0	
7 th Period	Total number of students		21
Black		16	
White		4	
Hispanic		1	
Asian		0	
Native American		0	

Teacher	Dodson		
1st Period	Total number of students		21
Black		16	
White		4	
Hispanic		1	
Asian		0	
Native American		0	
2 nd Period	Total number of students		21
Black		16	
White		4	
Hispanic		1	
Asian		0	
Native American		0	
4th Period	Total number of students		21
Black		16	
White		4	
Hispanic		1	
Asian		0	
Native American		0	
5 th Period	Total number of students		20
Black		17	
White		3	
Hispanic		0	
Asian		0	
Native American		0	
6th Period	Total number of students		20
Black		17	
White		3	
Hispanic		0	
Asian		0	
Native American		0	
7 th Period	Total number of students		20
Black		17	
White		3	
Hispanic		0	
Asian		0	
Native American		0	
Teacher	Bryant		
1 st Semester/1st Period	Total number of students		9
Black		9	
White		1	
Hispanic		1	
Asian		0	
Native American		0	
2 nd Semester/1 st Period	Total number of students		46
Black		25	
White		9	
Hispanic		2	
Asian		0	
Native American		0	

2nd Period	Total number of students	21
Black	15	
White	5	
Hispanic	1	
Asian	0	
Native American	0	
3rd Period	Total number of students	18
Black	15	
White	2	
Hispanic	1	
Asian	0	
Native American	0	
4 th Period	Total number of students	89
Black	70	
White	12	
Hispanic	1	
Asian	0	
Native American	0	
5 th Period	Total number of students	88
Black	70	
White	15	
Hispanic	3	
Asian	0	
Native American	0	
6th Period	Total number of students	94
Black	78	
White	14	
Hispanic	2	
Asian	0	
Native American	0	
Teacher	Scott	
5 th Period	Total number of students	10
Black	6	
White	4	
Hispanic	0	
Asian	0	
Native American	0	
6 th Period	Total number of students	23
Black	22	
White	1	
Hispanic	0	
Asian	0	
Native American	0	
7th Period	Total number of students	17
Black	12	
White	5	
Hispanic	0	
Asian	0	

Teacher			
1st Period	Total number of students		21
Black		15	
White		5	
Hispanic		1	
Asian		0	
Native American		0	
3rd Period	Total number of students		23
Black		17	
White		5	
Hispanic		1	
Asian		0	
Native American		0	
4th Period	Total number of students		24
Black		17	
White		6	
Hispanic		1	
Asian		0	
Native American		0	
5th Period	Total number of students		18
Black		15	
White		2	
Hispanic		1	
Asian		0	
Native American		0	
6th Period	Total number of students		23
Black		18	
White		4	
Hispanic		1	
Asian		0	
Native American		0	
7th Period	Total number of students		19
Black		18	
White		1	
Hispanic		0	
Asian		0	
		0	
Teacher	Buford		
2 nd Period	Total number of students		18
Black		15	
White		2	
Hispanic		1	
Asian		0	
Native American		0	
3 rd Period	Total number of students		16
Black		13	
White		3	
Hispanic		0	
Asian		0	
Native American		0	
4th Period	Total number of students		19
Black		18	

White		1	
Hispanic		0	
Asian		0	
Native American		0	
5th Period	Total number of students		17
Black		13	
White		4	
Hispanic		1	
Asian		0	
Native American		0	
6 th Period	Total number of students		21
Black		15	
White		5	
Hispanic		1	
Asian		0	
Native American		0	
7 th Period	Total number of students		14
Black		10	
White		2	
Hispanic		2	
Asian		0	
Native American		0	
Grade:			
Teacher:	Stacks		
1 st Period	Total number of students		9
Black		9	
White		0	
Hispanic		0	
Asian		0	
Native American		0	
3rd Period	Total number of students		19
Black		16	
White		3	
Hispanic		0	
Asian		0	
Native American		0	
6 th Period	Total number of students		12
Black		11	
White		1	
Hispanic		1	
Asian		0	
Native American		0	
Grade:			
Teacher:	Clanton		
1 st Period	Total number of students		19
Black		18	
White		1	
Hispanic		0	
Asian		0	
Native American		0	
3 rd Period	Total number of students		19
Black		18	

White		1	
Hispanic		0	
Asian		0	
Native American		0	
4 th Period	Total number of students		23
Black		18	
White		4	
Hispanic		1	
Asian		0	
Native American		0	
5th Period	Total number of students		23
Black		17	
White		5	
Hispanic		1	
Asian		0	
Native American		0	
6th Period	Total number of students		23
Black		16	
White		6	
Hispanic		1	
Asian		0	
Native American		0	
7 th Period	Total number of students		40
Black		37	
White		2	
Hispanic		1	
Asian		0	
Native American		0	
Grade:			
Teacher:	Johnson		
1 st Period	Total number of students		18
Black		15	
White		2	
Hispanic		1	
Asian		0	
Native American		0	
2 nd Period	Total number of students		19
Black		18	
White		1	
Hispanic		0	
Asian		0	
3 rd Period	Total number of students		16
Black		12	
White		4	
Hispanic		0	
Asian		0	
Native American		0	
4 th Period	Total number of students		21
Black		15	
White		5	
Hispanic		1	
Asian		0	
Native American		0	

5 th Period	Total number of students	14
Black	10	
White	2	
Hispanic	2	
Asian	0	
Native American	0	

EAST TATE ELEMENTARY (K – 6TH GRADE)

Teacher	Grimmett		
1st Period – 7 th Period	Total number of students		21
Black		7	
White		13	
Hispanic		1	
Asian		0	
Native American		0	

Teacher	Wells		
1st Period – 7 th Period	Total number of students		21
Black		8	
White		11	
Hispanic		2	
Asian		0	
Native American		0	

Grade			
Teacher	Bobo		
1st Period – 7 th Period	Total number of students		21
Black		10	
White		10	
Hispanic		1	
Asian		0	
Native American		0	

Grade			
Teacher	Steward		
1st Period – 7 th Period	Total number of students		19
Black		8	
White		11	
Hispanic		0	
Asian		0	
Native American		0	

Teacher	Lyons		
1st Period – 7 th Period	Total number of students		23
Black		7	
White		15	
Hispanic		1	
Asian		0	
Native American		0	

Teacher	Hale		
1st Period – 7 th Period	Total number of students		23

Black	9
White	12
Hispanic	2
Asian	0
Native American	0

Teacher	Bailey	
1st Period – 7 th Period	Total number of students	24
Black	7	
White	17	
Hispanic	0	
Asian	0	
Native American	0	

Teacher	Fletcher	
1st Period – 7 th Period	Total number of students	25
Black	11	
White	13	
Hispanic	1	
Asian	0	
Native American	0	

Teacher	Crigler	
1st Period – 7 th Period	Total number of students	25
Black	10	
White	14	
Hispanic	1	
Asian	0	
Native American	0	

Teacher	Whitehead	
1st Period – 7 th Period	Total number of students	26
Black	7	
White	16	
Hispanic	1	
Asian	0	
Native American	0	

Grade		
Teacher	Reinke	
1st Period – 7 th Period	Total number of students	24
Black	8	
White	15	
Hispanic	1	
Asian	0	
Native American	0	

Teacher	Barham	
1st Period – 7 th Period	Total number of students	24
Black	8	
White	15	

Hispanic	1
Asian	0
Native American	0

Teacher	Shackleford	
1st Period – 7 th Period	Total number of students	24
Black	7	
White	16	
Hispanic	1	
Asian	0	
Native American	0	

Teacher	Blackburn	
1st Period – 7 th Period	Total number of students	22
Black	7	
White	12	
Hispanic	3	
Asian	0	
Native American	0	

Teacher	Clark	
1st Period – 7 th Period	Total number of students	23
Black	10	
White	13	
Hispanic	2	
Asian	0	
Native American	0	

Teacher	Conley	
1st Period – 7 th Period	Total number of students	21
Black	10	
White	11	
Hispanic	3	
Asian	0	
Native American	0	

Teacher	Gregg	
1st Period – 7 th Period	Total number of students	23
Black	19	
White	14	
Hispanic	0	
Asian	0	
Native American	0	

Teacher	Klepzig	
1st Period – 7 th Period	Total number of students	23
Black	6	
White	16	
Hispanic	0	
Asian	0	
Native American	1	

Teacher	Maxwell		
1st Period – 7 th Period	Total number of students		24
Black		10	
White		13	
Hispanic		0	
Asian		0	
Native American		1	

Teacher	Anglin		
1st Period – 7 th Period	Total number of students		23
Black		8	
White		13	
Hispanic		2	
Asian		0	
Native American		0	

Teacher	Douell		
1st Period – 7 th Period	Total number of students		20
Black		8	
White		10	
Hispanic		2	
Asian		0	
Native American		0	

Teacher	Pierce		
1st Period – 7 th Period	Total number of students		16
Black		7	
White		7	
Hispanic		2	
Asian		0	
Native American		0	

Teacher	Dunlap		
1st Period – 7 th Period	Total number of students		10
Black		0	
White		9	
Hispanic		1	
Asian		0	
Native American		0	

Teacher	Jones		
1st Period – 7 th Period	Total number of students		11
Black		8	
White		8	
Hispanic		0	
Asian		0	
Native American		0	

Teacher	Moore		
1st Period – 7 th Period	Total number of students		23

Black	7
White	16
Hispanic	0
Asian	0
Native American	0

Teacher	Miller	
1st Period – 7 th Period	Total number of students	11
Black	4	
White	7	
Hispanic	0	
Asian	0	
Native American	0	

Teacher	Bixler	
1st Period – 7 th Period	Total number of students	27
Black	5	
White	19	
Hispanic	3	
Asian	0	
Native American	0	

Teacher	McCleod	
1st Period – 7 th Period	Total number of students	34
Black	3	
White	36	
Hispanic	2	
Asian	0	
Native American	0	

Teacher	Graham	
1st Period – 7 th Period	Total number of students	9
Black	3	
White	6	
Hispanic	0	
Asian	0	
Native American	0	

Teacher:	Bixler	
1 st Period	Total number of students	42
Black	25	
White	49	
Hispanic	6	
Asian	1	
Native American	0	

2 nd Period	Total number of students	20
Black	4	

White	13
Hispanic	3
Asian	0
Native American	0

Grade:	7th - 12th	
Teacher:	Barham	
1 st Period	Total number of students	9
Black	1	
White	8	
Hispanic	0	
Asian	0	
Native American	0	

5 th Period	Total number of students	13
Black	1	
White	12	
Hispanic	0	
Asian	0	
Native American	0	

3 rd & 4 th Period	Total number of students	9
Black	2	
White	7	
Hispanic	1	
Asian	0	
Native American	0	

6 th Period	Total number of students	8
Black	1	
White	7	
Hispanic	0	
Asian	0	
Native American	0	

7 th Period	Total number of students	16
Black	6	
White	8	
Hispanic	2	
Asian	0	
Native American	0	

Grade:	9th - 12th	
Teacher:	Cathey	
1 st Period	Total number of students	25
Black	8	
White	17	
Hispanic	0	
Asian	0	
Native American	0	

2 nd Period	Total number of students	22
Black	12	
White	10	
Hispanic	0	
Asian	0	
Native American	0	

4 th Period	Total number of students	29
Black	15	

White	13
Hispanic	0
Asian	0
Native American	0

Grade:	9th - 23th	
Teacher:	Chambliss	
1 st Period	Total number of students	22
Black	4	
White	15	
Hispanic	3	
Asian	0	
Native American	0	

2 nd Period	Total number of students	30
Black	10	
White	18	
Hispanic	2	
Asian	0	
Native American	0	

3 rd Period	Total number of students	26
Black	9	
White	16	
Hispanic	1	
Asian	0	
Native American	0	

5 th Period	Total number of students	33
Black	5	
White	24	
Hispanic	5	
Asian	0	
Native American		

7 th Period (PE)	Total number of students	45
Black	2	
White	40	
Hispanic	3	
Asian	1	
Native American	0	

Grade:	9th - 12th	
Teacher:	Dickey	
1 st Period	Total number of students	18
Black	6	
White	10	
Hispanic	2	
Asian	0	

2 nd Period	Total number of students	12
Black	3	
White	9	
Hispanic	0	
Asian	0	
Native American	0	

3 rd Period	Total number of students	26
Black	7	
White	16	

Hispanic		3	
Asian		0	
Native American		0	
4 th Period	Total number of students		23
Black		4	
White		17	
Hispanic		2	
Asian		0	
Native American		0	
6 th Period	Total number of students		21
Black		8	0
White		13	
Hispanic		0	
Asian		0	
Native American		0	
7 th Period	Total number of students		15
Black		5	
White		8	
Hispanic		2	
Asian		0	
Native American		0	
Grade:	9th - 12th		
Teacher:	Dunigan		
1 st Period	Total number of students		24
Black		11	
White		13	
Hispanic		0	
Asian		0	
Native American		0	
2 nd Period	Total number of students		22
Black		8	
White		14	
Hispanic		0	
Asian		0	
Native American		0	
3 rd Period	Total number of students		18
Black		5	
White		13	
Hispanic		1	
Asian		0	
Native American		0	
4 th Period	Total number of students		17
Black		5	
White		12	
Hispanic		0	
Asian		0	
Native American		0	
5 th Period	Total number of students		9
Black		7	
White		1	
Hispanic		1	
Asian		1	
Native American		0	

Grade:	9th - 12th		
Teacher:	Jamison		
1 st Period	Total number of students		17
Black		6	
White		9	
Hispanic		1	
Asian		1	
Native American		0	

3 rd Period	Total number of students		20
Black		9	
White		10	
Hispanic		1	
Asian		0	
Native American		0	

4 th Period	Total number of students		12
Black		4	
White		8	
Hispanic		0	
Asian		0	
Native American		0	

5 th Period	Total number of students		19
Black		7	
White		12	
Hispanic		0	
Asian		0	
Native American			

6 th Period	Total number of students		16
Black		6	
White		9	
Hispanic		1	
Asian		0	
Native American		0	

7 th Period	Total number of students		18
Black		3	
White		14	
Hispanic		1	
Asian		0	
Native American		0	

Grade:	8th		
Teacher:	Johnson		
1 st Period	Total number of students		18
Black		8	
White		10	
Hispanic		0	
Asian		0	
Native American		0	

2 nd Period	Total number of students		19
Black		4	
White		15	
Hispanic		1	
Asian		0	

4 th Period	Total number of students	21
Black	10	
White	10	
Hispanic	1	
Asian	0	
Native American		
5 th Period	Total number of students	16
Black	5	
White	10	
Hispanic	1	
Asian	0	
Native American	0	
6 th Period	Total number of students	22
Black	3	
White	17	
Hispanic	1	
Asian	1	
Native American	0	
7 th Period	Total number of students	25
Black	10	
White	14	
Hispanic	1	
Asian	0	
Native American	0	
Grade:	7th - 12th	
Teacher:	Jones	
1 st Period	Total number of students	8
Black	4	
White	4	
Hispanic	0	
Asian	0	
Native American	0	
3 rd Period	Total number of students	10
Black	5	
White	4	
Hispanic	1	
Asian	0	
Native American	0	
4 th Period	Total number of students	8
Black	4	
White	4	
Hispanic	0	
Asian	0	
Native American	0	
5 th Period	Total number of students	17
Black	9	
White	8	
Hispanic	0	
Asian	0	
Native American		
6 th Period	Total number of students	7
Black	1	
White	5	
		23

Hispanic	1
Asian	0
Native American	0

7 th Period	Total number of students	15
Black	7	
White	6	
Hispanic	2	
Asian	0	
Native American	0	

Grade:	8th	
Teacher:	Faust	
1 st Period	Total number of students	23
Black	7	
White	18	
Hispanic	0	
Asian	0	
Native American	0	

2 nd Period	Total number of students	25
Black	6	
White	18	
Hispanic	1	
Asian	0	
Native American	0	

3 rd Period	Total number of students	27
Black	4	
White	21	
Hispanic	2	
Asian	0	
Native American	0	

4 th Period	Total number of students	25
Black	4	
White	17	
Hispanic	4	
Asian	0	
Native American	0	

Grade:	8th	
Teacher:	Eddington	
1 st Period	Total number of students	19
Black	4	
White	11	
Hispanic	4	
Asian	0	
Native American	0	

2 nd Period	Total number of students	18
Black	4	
White	13	
Hispanic	1	
Asian	0	
Native American	0	

4 th Period	Total number of students	22
Black	7	

White		14	
Hispanic		1	
Asian		0	
Native American		0	
5 th Period	Total number of students		21
Black		4	
White		16	
Hispanic		1	
Asian		0	
Native American		0	
6 th Period	Total number of students		20
Black		3	
White		15	
Hispanic		2	
Asian		0	
Native American		0	
7 th Period	Total number of students		24
Black		8	
White		13	
Hispanic		3	
Asian		0	
Native American		0	
Grade:	10th - 12th		
Teacher:	Green		
1 st Period	Total number of students		25
Black		9	
White		16	
Hispanic		0	
Asian		0	
Native American		0	
2 nd Period	Total number of students		22
Black		8	
White		13	
Hispanic		1	
Asian		0	
Native American		0	
3 rd Period	Total number of students		27
Black		10	
White		15	
Hispanic		2	
Asian		0	
Native American		0	
5 th Period	Total number of students		15
Black		7	
White		8	
Hispanic		0	
Asian		0	
Native American		0	
6 th Period	Total number of students		16
Black		8	
White		6	
Hispanic		2	
Asian		0	

7 th Period	Total number of students	15
Black	4	
White	1	
Hispanic	0	
Asian	0	

Grade:	7th - 12th	
Teacher:	Holts	
1 st Period	Total number of students	29
Black	13	
White	15	
Hispanic	1	
Asian	0	
Native American	0	

2 nd Period	Total number of students	24
Black	10	
White	14	
Hispanic	0	
Asian	0	
Native American	0	

3 rd Period	Total number of students	16
Black	8	
White	6	
Hispanic	2	
Asian	0	
Native American	0	

4 th Period	Total number of students	25
Black	8	
White	11	
Hispanic	3	
Asian	0	
Native American	0	

6 th Period	Total number of students	70
Black	29	
White	47	
Hispanic	1	
Asian	0	
Native American	0	

Grade:	9th - 10th	
Teacher:	Little	
1 st Period	Total number of students	23
Black	8	
White	15	
Hispanic	0	
Asian	0	
Native American	0	

3 rd Period	Total number of students	15
Black	7	
White	7	
Hispanic	1	
Asian	0	

4 th Period	Total number of students	25
Black	9	
White	15	
Hispanic	1	
Asian	0	
Native American	0	

5 th Period	Total number of students	26
Black	6	
White	20	
Hispanic	0	
Asian	0	
Native American	0	

6 th Period	Total number of students	24
Black	16	
White	8	
Hispanic	0	
Asian	0	
Native American	0	

7 th Period	Total number of students	11
Black	5	
White	6	
Hispanic	0	
Asian	0	
Native American	0	

Grade:	7th - 8th	
Teacher:	Jones	
1 st Period	Total number of students	19
Black	5	
White	14	
Hispanic	0	
Asian	0	
Native American	0	

2 nd Period	Total number of students	19
Black	9	
White	10	
Hispanic	0	
Asian	0	
Native American	0	

4 th Period	Total number of students	9
Black	3	
White	6	
Hispanic	0	
Asian	0	
Native American	0	

5 th Period	Total number of students	19
Black	4	
White	14	
Hispanic	1	
Asian	0	
Native American	0	

7 th Period	Total number of students	10
Black	4	
White	6	

Hispanic		0	
Asian		0	
Grade:	9th - 12th		
Teacher:	McFarlin		
1 st Period	Total number of students		24
Black		9	
White		15	
Hispanic		1	
Asian		0	
Native American		0	
3 rd Period	Total number of students		26
Black		9	
White		17	
Hispanic		0	
Asian		0	
Native American		0	
4 th Period	Total number of students		26
Black		9	
White		17	
Hispanic		0	
Asian		0	
Native American		0	
5 th Period	Total number of students		24
Black		8	
White		14	
Hispanic		2	
Asian		0	
Native American		0	
6 th Period	Total number of students		21
Black		4	
White		15	
Hispanic		2	
Asian		0	
Native American		0	
7 th Period	Total number of students		22
Black		4	
White		16	
Hispanic		2	
Asian		0	
Native American		0	
Grade:	7th - 8th		
Teacher:	Morgan		
1 st Period	Total number of students		19
Black		7	
White		11	
Hispanic		1	
Asian		0	
Native American		0	
2 nd Period	Total number of students		23
Black		7	
White		15	
Hispanic		1	
Asian		0	
			28

Native American		0	
3 rd Period	Total number of students		22
Black		10	
White		12	
Hispanic		0	
Asian		0	
4 th Period	Total number of students		20
Black		5	
White		14	
Hispanic		1	
Asian		0	
Native American		0	
5 th Period	Total number of students		18
Black		6	
White		11	
Hispanic		1	
Asian		0	
Native American		0	
7 th Period	Total number of students		19
Black		5	
White		14	
Hispanic		0	
Asian		0	
Grade:	7th - 12th		
Teacher:	McDaniel		
1 st Period	Total number of students		17
Black		1	
White		15	
Hispanic		1	
Asian		0	
2 nd Period	Total number of students		22
Black		3	
White		15	
Hispanic		4	
Asian		0	
Native American		0	
3 rd Period	Total number of students		17
Black		7	
White		9	
Hispanic		1	
Asian		0	
Native American		0	
5 th Period	Total number of students		22
Black		4	
White		16	
Hispanic		2	
Asian		0	
Native American		0	
6 th Period	Total number of students		22
Black		6	
White		14	
Hispanic		1	
			29

Asian		0	
Native American		0	
Grade:	7th - 12th		
Teacher:	E. Nixon		
1 st Period	Total number of students		19
Black		8	
White		10	
Hispanic		1	
Asian		0	
Native American		0	
2 nd Period	Total number of students		19
Black		7	
White		10	
Hispanic		2	
Asian		0	
Native American		0	
3 rd Period	Total number of students		24
Black		11	
White		11	
Hispanic		2	
Asian		0	
Native American		0	
4 th Period	Total number of students		18
Black		14	
White		4	
Hispanic		0	
Asian		0	
Native American		0	
5 th Period	Total number of students		25
Black		24	
White		1	
Hispanic		0	
Asian		0	
Native American		0	
6 th Period	Total number of students		17
Black		8	
White		9	
Hispanic		0	
Asian		0	
Native American		0	
Grade:	9th -12th		
Teacher:	Parker		
1 st Period	Total number of students		19
Black		11	
White		6	
Hispanic		2	
Asian		0	
Native American		0	
2 nd Period	Total number of students		15
Black		6	
White		9	
Hispanic		0	
			30

Asian		0	
Native American		0	
3 rd Period	Total number of students		22
Black		8	
White		13	
Hispanic		1	
Asian		0	
4 th Period	Total number of students		28
Black		9	
White		18	
Hispanic		1	
Asian		0	
Native American		0	
6 th Period	Total number of students		22
Black		10	
White		12	
Hispanic		0	
Asian		0	
Native American		0	
7 th Period	Total number of students		23
Black		10	
White		13	
Hispanic		2	
Asian		0	
Native American		0	
Grade:	9th - 12th		
Teacher:	Pulliam		
1 st Period	Total number of students		18
Black		4	
White		13	
Hispanic		1	
Asian		0	
2 nd Period	Toatal number of students		16
Black		2	
White		11	
Hispanic		3	
Asian		0	
Native American		0	
3 rd Period	Total number of students		13
Black		4	
White		9	
Hispanic		0	
Asian		0	
Native American		0	
4 th Period	Total number of students		13
Black		6	
White		6	
Hispanic		1	
Asian		0	
Native American		0	
5 th Period	Total number of students		11
Black		3	
			31

White	8
Hispanic	0
Asian	0
Native American	0

Grade:	9th - 12th	
Teacher:	Russo	
1 st Period	Total number of students	25
Black	10	
White	14	
Hispanic	1	
Asian	0	
Native American	0	

2 nd Period	Total number of students	21
Black	8	
White	13	
Hispanic	0	
Asian	0	
Native American	0	

3 rd Period	Total number of students	27
Black	6	
White	19	
Hispanic	2	
Asian	0	
Native American	0	

4 th Period	Total number of students	27
Black	12	
White	13	
Hispanic	2	
Asian	0	
Native American	0	

Grade:	9th - 12th	
Teacher:	Schwartz	
1 st Period	Total number of students	25
Black	10	
White	12	
Hispanic	3	
Asian	0	
Native American	0	

2 nd Period	Total number of students	23
Black	14	
White	8	
Hispanic	1	
Asian	0	
Native American	0	

3 rd Period	Total number of students	24
Black	10	
White	12	
Hispanic	2	
Asian	0	
Native American	0	

4 th Period	Total number of students	28
Black	9	

White		17	
Hispanic		0	
Asian		0	
5 th Period	Total number of students		10
Black		3	
White		7	
Hispanic		0	
Asian		0	
Native American		0	
7 th Period	Total number of students		8
Black		3	
White		5	
Hispanic		0	
Asian		0	
Native American		0	
Grade:	9th - 12th		
Teacher:	Scott		
1 st Period	Total number of students		25
Black		12	
White		12	
Hispanic		1	
Asian		0	
Native American		0	
2 nd Period	Total number of students		20
Black		10	
White		10	
Hispanic		0	
Asian		0	
Native American		0	
3 rd Period	Total number of students		23
Black		7	
White		16	
Hispanic		0	
Asian		0	
Native American		0	
4 th Period	Total number of students		6
Black		5	
White		1	
Hispanic		0	
Asian		0	
Native American		0	
6 th Period	Total number of students		15
Black		3	
White		12	
Hispanic		0	
Asian		0	
Native American		0	
7 th Period	Total number of students		14
Black		6	
White		8	
Hispanic		0	
Asian		0	
Native American			

Grade:	8th - 12th		
Teacher:	Seale		
1 st Period	Total number of students		25
Black	13		
White	12		
Hispanic	0		
Asian	0		
Native American	0		
2 nd Period	Total number of students		15
Black	7		
White	6		
Hispanic	2		
Asian	0		
Native American	0		
3 rd Period	Total number of students		10
Black	3		
White	7		
Hispanic	0		
Asian	0		
Native American	0		
4 th Period	Total number of students		15
Black	8		
White	7		
Hispanic	0		
Asian	0		
Native American	0		
5 th Period	Total number of students		13
Black	9		
White	4		
Hispanic	1		
Asian	0		
Native American	0		
Grade:	7th - 8th		
Teacher:	Self		
2 nd Period	Total number of students		19
Black	5		
White	14		
Hispanic	0		
Asian	0		
Native American	0		
3 rd Period	Total number of students		23
Black	8		
White	14		
Hispanic	1		
Asian	0		
Native American	0		
4 th Period	Total number of students		16
Black	4		
White	12		
Hispanic	0		
Asian	0		
Native American	0		

5 th Period	Total number of students	21
Black	5	
White	14	
Hispanic	1	
Asian	1	
Native American	0	

6 th Period	Total number of students	18
Black	8	
White	12	
Hispanic	12	
Asian	0	
Native American	0	

Grade:	10th - 12th	
Teacher:	Downs	
1 st Period	Total number of students	23
Black	10	
White	13	
Hispanic	0	
Asian	0	
Native American	0	

2 nd Period	Total number of students	20
Black	5	
White	15	
Hispanic	0	
Asian	0	
Native American	0	

3 rd Period	Total number of students	21
Black	3	
White	17	
Hispanic	1	
Asian	0	
Native American	0	

4 th Period	Total number of students	21
Black	9	
White	12	
Hispanic	0	
Asian	0	
Native American	0	

Grade:	7th	
Teacher:	Sharp	
2 nd Period	Total number of students	21
Black	6	
White	13	
Hispanic	2	
Asian	0	
Native American	0	

3 rd Period	Total number of students	21
Black	7	
White	14	
Hispanic	0	
Asian	0	
Native American	0	

4 th Period	Total number of students	13
Black	4	
White	9	
Hispanic	0	
Asian	0	
5 th Period	Total number of students	24
Black	11	
White	12	
Hispanic	1	
Asian	0	
6 th Period	Total number of students	24
Black	4	
White	16	
Hispanic	4	
Asian	0	
7 th Period	Total number of students	23
Black	7	
White	14	
Hispanic	1	
Asian	1	
Native American		
Grade:	10th - 12th	
Teacher:	Smith	
3 rd Period	Total number of students	21
Black	10	
White	11	
Hispanic	0	
Asian	0	
Native American		
4 th Period	Total number of students	20
Black	8	
White	12	
Hispanic	0	
Asian	0	
Native American	0	
5 th Period	Total number of students	23
Black	9	
White	14	
Hispanic	0	
Asian	0	
Native American	0	
6 th Period	Total number of students	19
Black	9	
White	10	
Hispanic	0	
Asian	0	
Native American	0	
7 th Period	Total number of students	14
Black	4	
White	10	
Hispanic	0	
Asian	0	

Grade	7th - 8th		
Teacher	Speake		
2 nd Period	Total number of students		18
Black	6		
White	12		
Hispanic	0		
Asian	0		
Native American	0		
3 rd Period	Total number of students		15
Black	8		
White	7		
Hispanic	0		
Asian	0		
Native American	0		
4 th Period	Total number of students		15
Black	1		
White	12		
Hispanic	2		
Asian	0		
5 th Period	Total number of students		22
Black	6		
White	15		
Hispanic	1		
Asian	0		
6 th Period	Total number of students		26
Black	5		
White	19		
Hispanic	2		
Asian	0		
7 th Period	Total number of students		26
Black	2		
White	22		
Hispanic	2		
Asian	0		
Grade	9th - 12th		
Teacher	Treadway		
2 nd Period	Total number of students		16
Black	5		
White	10		
Hispanic	1		
Asian	0		
Native American	0		
3 rd Period	Total number of students		20
Black	13		
White	7		
Hispanic	0		
Asian	0		
4 th Period	Total number of students		26
Black	9		
White	17		
Hispanic	0		

Asian	0	
Native American	0	
5 th Period	Total number of students	20
Black	10	
White	10	
Hispanic	0	
Asian	0	
6 th Period	Total number of students	15
Black	9	
White	6	
Hispanic	0	
Asian	0	
7 th Period	Total number of students	22
Black	10	
White	11	
Hispanic	1	
Asian	0	
Grade	9th - 12th	
Teacher	Bowlin	
1 st Period	Total number of students	28
Black	12	
White	16	
Hispanic	0	
Asian	0	
2 nd Period	Total number of students	23
Black	11	
White	12	
Hispanic	1	
Asian	0	
Native American	0	
4 th Period	Total number of students	25
Black	13	
White	12	
Hispanic	0	
Asian	0	
Native American	0	
5 th Period	Total number of students	28
Black	11	
White	15	
Hispanic	2	
Asian	0	
6 th Period	Total number of students	22
Black	13	
White	9	
Hispanic	0	
Asian	0	
Native American	0	
7 th Period	Total number of students	19
Black	6	
White	13	
Hispanic	0	
Asian	0	
		38

Native American		0	
Grade	9th - 12th Special Ed		
Teacher	Hosney		
1 st Period	Total number of students		13
Black		5	
White		8	
Hispanic		0	
Asian		0	
Native American		0	

STRAYHORN ELEMENTARY SCHOOL (K – 6TH GRADE)

Grade	Kindergarten		
Teacher	Edwards		
1 st – 7 th Period	Total number of students		22
Black		0	
White		22	
Hispanic		2	
Asian		0	
Native American		0	

Grade	Kindergarten		
Teacher	Terry		
1 st – 6 th Period	Total number of students		19
Black		1	
White		18	
Hispanic		0	
Asian		0	
Native American		0	

Grade	Kindergarten		
Teacher	Parker		
1 st – 7 th Period	Total number of students		21
Black		0	
White		15	
Hispanic		6	
Asian		0	
Native American		0	

Grade	1 st		
Teacher:	Rhodes		
1 st – 7 th Period	Total number of students		27
Black		4	
White		22	
Hispanic		1	
Asian		0	
Native American		0	

Grade	1 st		
Teacher:	Phelps		

1 st – 7 th Period	Total number of students	26
Black	3	
White	23	
Hispanic	0	
Asian	0	
Native American	0	

Grade	1 st	
Teacher:	Young	
1 st – 7 th Period	Total number of students	26
Black	5	
White	21	
Hispanic	0	
Asian	0	
Native American		

Grade	2 nd	
Teacher:	Lentz	
1 st – 7 th Period	Total number of students	26
Black	2	
White	24	
Hispanic	0	
Asian	0	
Native American	0	

Grade	2 nd	
Teacher:	Moyer	
1 st – 7 th Period	Total number of students	27
Black	3	
White	22	
Hispanic	4	
Asian	0	

Grade	2 nd	
Teacher:	Daniel	
1 st – 7 th Period	Total number of students	27
Black	4	
White	23	
Hispanic	0	
Asian	0	
Native American	0	

Grade	3 rd	
Teacher:	Sowell	
1 st – 7 th Period	Total number of students	21
Black	1	
White	20	
Hispanic	0	
Asian	0	
Native American	0	

Grade	3 rd	
Teacher:	Yelverton	
1 st – 7 th Period	Total number of students	20
Black	1	
White	15	

Hispanic	4
Asian	0
Native American	0

Grade	3 rd	
Teacher:	Grace	
1 st – 7 th Period	Total number of students	21
Black	0	
White	21	
Hispanic	0	
Asian	0	
Native American	0	

Grade	3 rd	
Teacher:	White	
1 st – 7 th Period	Total number of students	23
Black	1	
White	21	
Hispanic	1	
Asian	0	
Native American	0	

Grade	4 th	
Teacher:	Burns	
1 st – 7 th Period	Total number of students	18
Black	3	
White	11	
Hispanic	4	
Asian	0	
Native American	0	

Grade	4 th	
Teacher:	Parker	
1 st – 7 th Period	Total number of students	18
Black	3	
White	15	
Hispanic	0	
Asian	0	
Native American	0	

Grade	4 th	
Teacher:	White	
1 st – 7 th Period	Total number of students	20
Black	0	
White	19	
Hispanic	1	
Asian	0	
Native American	0	
Native American	0	

Grade	5 th	
Teacher:	Begrin	
1 st – 7 th Period	Total number of students	27
Black	1	
White	25	
Hispanic	1	

Asian 0
Native American

Grade 5th
Teacher: Moore
1st – 7th Period Total number of students 27
Black 2
White 23
Hispanic 2
Asian 0
Native American 0

Grade 5th
Teacher: Collums
1st – 7th Period Total number of students 28
Black 3
White 22
Hispanic 3
Asian 0
Native American 0

Grade 6th
Teacher: Carson
1st – 7th Period Total number of students 24
Black 2
White 20
Hispanic 2
Asian 0
Native American 0

Grade 6th
Teacher: Yow
1st – 7th Period Total number of students 25
Black 5
White 19
Hispanic 1
Asian 0
Native American 0

Grade 6th
Teacher: Clark
1st – 7th Period Total number of students 24
Black 3
White 20
Hispanic 1
Asian 0
Native American 0

Grade 6th
Teacher: Raper
1st – 7th Period Total number of students 25
Black 1
White 24
Hispanic 0

Asian	0
Native American	0

Grade	Kindergarten	
Teacher:	Newson	
1 st – 7 th Period	Total number of students	22
Black	5	
White	17	
Hispanic	1	
Asian	0	
Native American	0	

STRAYHORN HIGH SCHOOL (7th - 12th GRADE)

Grade	7th - 12th	
Teacher	Ivy	
1 st Period	Total number of students	17
Black	0	
White	15	
Hispanic	2	
Asian	0	
Native American	0	
2 nd Period	Total number of students	2
Black	1	
White	1	
Hispanic	0	
Asian	0	
3 rd Period	Total number of students	2
Black	1	
White	1	
Hispanic	0	
Asian	0	
Native American	0	
5 th Period	Total number of students	4
Black	1	
White	3	
Hispanic	0	
Asian	0	
6 th Period	Total number of students	6
Black	0	
White	6	
Hispanic	0	
Asian	0	
Native American	0	
7 th Period	Total number of students	9
Black	2	
White	7	
Hispanic	0	
Asian	0	
Native American	0	

Grade	9th - 12th		
Teacher:	Baird		
3 rd Period	Total number of students		17
Black		3	
White		14	
Hispanic		0	
Asian		0	
Native American		0	
4 th Period	Total number of students		24
Black		4	
White		19	
Hispanic		0	
Asian		0	
Native American		1	
5 th Period	Total number of students		20
Black		1	
White		18	
Hispanic		1	
Asian		0	
Native American		0	
6 th Period	Total number of students		19
Black		0	
White		19	
Hispanic		0	
Asian		0	
Native American		0	
7 th Period	Total number of students		17
Black		2	
White		14	
Hispanic		1	
Asian		0	
Grade	7 th – 12 th		
Teacher	Berry		
1 st Period	Total number of students		16
Black		4	
White		12	
Hispanic		0	
Asian		0	
2 nd Period	Total number of students		16
Black		3	
White		13	
Hispanic		0	
Asian		0	
Native American		0	
3 rd Period	Total number of students		25
Black		3	
White		22	
Hispanic		0	
Asian		0	
Native American		0	
4 th Period	Total number of students		28
Black		5	
White		23	

Hispanic		0	
Asian		0	
5 th Period	Total number of students		25
Black		5	
White		19	
Hispanic		1	
Asian		0	
Native American		0	
7 th Period	Total number of students		13
Black		2	
White		10	
Hispanic		1	
Asian		0	
Native American		0	
Grade	9 th – 12 th		
Teacher	Blackburn		
5 th Period	Total number of students		13
Black		3	
White		10	
Hispanic		0	
Asian		0	
Native American		0	
6 th Period	Total number of students		10
Black		1	
White		8	
Hispanic		1	
Asian		0	
Native American		0	
7 th Period	Total number of students		3
Black		0	
White		3	
Hispanic		0	
Asian		0	
Native American		0	
Grade:	9 th – 12 th		
Teacher:	Boyd		
1 st Period	Total number of students		10
Black		1	
White		9	
Hispanic		0	
Asian		0	
Native American		0	
2 nd Period	Total number of students		21
Black		2	
White		19	
Hispanic		0	
Asian		0	
Native American		0	
3 rd Period	Total number of students		26
Black		3	
White		22	
Hispanic		1	
Asian		0	

Native American		0	
4 th Period	Total number of students		21
Black		2	
White		18	
Hispanic		1	
Asian		0	
5 th Period	Total number of students		19
Black		2	
White		15	
Hispanic		1	
Asian		1	
Native American		0	
6 th Period	Total number of students		21
Black		3	
White		18	
Hispanic		0	
Asian		0	
Native American		0	
Grade	7 th – 12 th		
Teacher	Beard		
1 st Period	Total number of students		18
Black		3	
White		14	
Hispanic		0	
Asian		1	
Native American		0	
2 nd Period	Total number of students		25
Black		2	
White		22	
Hispanic		1	
Asian		1	
Native American		0	
3 rd Period	Total number of students		25
Black		5	
White		19	
Hispanic		1	
Asian		0	
Native American		0	
4 th Period	Total number of students		21
Black		4	
White		17	
Hispanic		0	
Asian		0	
Native American		1	
6 th Period	Total number of students		48
Black		2	
White		45	
Hispanic		1	
Asian		0	
Native American		0	
7 th Period	Total number of students		28
Black		8	

White	20
Hispanic	0
Asian	0
Native American	0

Grade	9 th – 12 th	
Teacher	Bryant	
1 st Period	Total number of students	22
Black	3	
White	19	
Hispanic	0	
Asian	0	
Native American	0	

2 nd Period	Total number of students	17
Black	2	
White	14	
Hispanic	1	
Asian	0	

3 rd Period	Total number of students	16
Black	3	
White	13	
Hispanic	0	
Asian	0	
Native American	0	

4 th Period	Total number of students	23
Black	3	
White	20	
Hispanic	0	
Asian	0	
Native American	0	

6 th Period	Total number of students	17
Black	4	
White	13	
Hispanic	0	
Asian	0	
Native American	0	

7 th Period	Total number of students	18
Black	1	
White	16	
Hispanic	1	
Asian	0	
Native American	0	

Grade:	9 th – 12 th	
Teacher:	Collins	
1 st Period	Total number of students	17
Black	3	
White	14	
Hispanic	1	
Asian	0	
Native American	0	

2 nd Period	Total number of students	15
Black	2	
White	13	

Hispanic		0	
Asian		0	
3 rd Period	Total number of students		17
Black		2	
White		14	
Hispanic		1	
Asian		0	
Native American		0	
5 th Period	Total number of students		27
Black		5	
White		21	
Hispanic		1	
Asian		0	
Native American		0	
6 th Period	Total number of students		20
Black		1	
White		17	
Hispanic		0	
Asian		1	
Native American		1	
7 th Period	Total number of students		29
Black		2	
White		26	
Hispanic		1	
Asian		0	
Grade	7 th – 8 th		
Teacher	Corlew		
1 st Period	Total number of students		27
Black		3	
White		25	
Hispanic		0	
Asian		0	
Native American		0	
2 nd Period	Total number of students		30
Black		5	
White		24	
Hispanic		1	
Asian		0	
3 rd Period	Total number of students		19
Black		1	
White		17	
Hispanic		0	
Asian		0	
Native American		1	
4 th Period	Total number of students		39
Black		2	
White		34	
Hispanic		2	
Asian		10	
Native American		1	
5 th Period	Total number of students		20

Black	2
White	17
Hispanic	1
Asian	0
Native American	0

Grade	9 th	9 th
Teacher	Dunn	
1 st Period	Total number of students	22
Black	3	
White	19	
Hispanic	0	
Asian	0	
2 nd & 3 rd Period	Total number of students	21
Black	4	
White	18	
Hispanic	0	
Asian	0	
Native American	0	
4 th Period	Total number of students	11
Black	0	
White	11	
Hispanic	0	
Asian	0	
Native American	0	
5 th Period	Total number of students	16
Black	2	
White	13	
Hispanic	1	
Asian	0	
6 th Period	Total number of students	16
Black	2	
White	14	
Hispanic	0	
Asian	0	
7 th Period	Total number of students	2
Black	0	
White	1	
Hispanic	0	
Asian	0	
Native American	1	
Grade	9 th – 12 th	
Teacher	Gammons	
1 st Period	Total number of students	11
Black	0	
White	0	
Hispanic	0	
Asian	0	
2 nd Period	Total number of students	24
Black	1	
White	23	
Hispanic	0	
Asian	0	
Native American	0	

3 rd Period	Total number of students	13
Black	3	
White	10	
Hispanic	0	
Asian	0	
Native American		
4 th Period	Total number of students	12
Black	1	
White	9	
Hispanic	0	
Asian	0	
Native American	2	
5 th Period	Total number of students	6
Black	1	
White	5	
Hispanic	0	
Asian	0	
7 th Period	Total number of students	16
Black	3	
White	11	
Hispanic	2	
Asian	0	
Native American	0	
Grade	8th - 11th	
Teacher	Merica	
1 st Period	Total number of students	16
Black	5	
White	11	
Hispanic	0	
Asian	0	
Native American	0	
2 nd Period	Total number of students	25
Black	1	
White	23	
Hispanic	1	
Asian	0	
Native American	0	
3 rd Period	Total number of students	24
Black	0	
White	23	
Hispanic	1	
Asian	0	
4 th Period	Total number of students	9
Black	1	
White	8	
Hispanic	0	
Asian	0	
Grade	10th - 12th	
Teacher:	Hughes	
1 st Period	Total number of students	21
Black	2	

White	18
Hispanic	0
Asian	1
Native American	0

2 nd Period	Total number of students	21
Black	3	
White	18	
Hispanic	0	
Asian	0	
Native American	0	

3 rd Period	Total number of students	23
Black	4	
White	19	
Hispanic	0	
Asian	0	
Native American	0	

4 th Period	Total number of students	27
Black	4	
White	12	
Hispanic	1	
Asian	0	

6 th Period	Total number of students	28
Black	0	
White	28	
Hispanic	0	
Asian	0	

7 th Period	Total number of students	17
Black	3	
White	13	
Hispanic	0	
Asian	1	
Native American	0	

Grade:	9 th – 12 th	
Teacher:	O'Neal	
1 st Period	Total number of students	15
Black	1	
White	14	
Hispanic	0	
Asian	0	

2 nd Period	Total number of students	21
Black	3	
White	17	
Hispanic	1	
Asian	0	
Native American		

3 rd Period	Total number of students	7
Black	1	
White	6	
Hispanic	0	
Asian	0	
Native American	0	

4 th Period	Total number of students	16
Black	1	

White	15
Hispanic	0
Asian	0
Native American	0

Grade	7 th – 8 th	
Teacher	McMahan	
1 st Period	Total number of students	23
Black	3	
White	18	
Hispanic	2	
Asian	0	
Native American	0	

2 nd Period	Total number of students	17
Black	3	
White	13	
Hispanic	1	
Asian	0	

3 rd Period	Total number of students	19
Black	2	
White	17	
Hispanic	0	
Asian	0	
Native American	0	

4 th Period	Total number of students	5
Black	2	
White	3	
Hispanic	0	
Asian	0	
Native American	0	

Grade	9 th - 12 th	
Teacher	Scruggs	
1 st Period	Total number of students	21
Black	3	
White	17	
Hispanic	1	
Asian	0	

2 nd Period	Total number of students	28
Black	4	
White	23	
Hispanic	0	
Asian	1	
Native American	0	

3 rd Period	Total number of students	9
Black	4	
White	5	
Hispanic	0	
Asian	0	
Native American	0	

4 th Period	Total number of students	16
Black	3	
White	11	
Hispanic	2	

Asian		0	
Native American		0	
5 th Period	Total number of students		10
Black		2	
White		5	
Hispanic		3	
Asian		0	
Native American		0	
Grade	7 th – 12 th		
Teacher	Suddoth		
1 st Period	Total number of students		19
Black		1	
White		17	
Hispanic		1	
Asian		0	
2 nd Period	Total number of students		17
Black		1	
White		15	
Hispanic		0	
Asian		1	
Native American		0	
3 rd Period	Total number of students		17
Black		2	
White		12	
Hispanic		2	
Asian		2	
Native American		0	
4 th Period	Total number of students		16
Black		3	
White		13	
Hispanic		0	
Asian		0	
Native American		0	
5 th Period	Total number of students		23
Black		4	
White		19	
Hispanic		0	
		0	
6 th Period	Total number of students		17
Black		1	
White		16	
Hispanic		0	
Asian		0	
Native American		0	
Grade	7th - 12th		
Teacher	Thompson		
1 st Period	Total number of students		27
Black		4	
White		21	
Hispanic		1	
Asian		1	
Native American		0	

2 nd Period	Total number of students	23
Black	5	
White	16	
Hispanic	1	
Asian	1	
3 rd Period	Total number of students	25
Black	4	
White	20	
Hispanic	1	
Asian	0	
Native American	0	
4 th Period	Total number of students	25
Black	5	
White	18	
Hispanic	1	
Asian	1	
5 th Period	Total number of students	26
Black	0	
White	26	
Hispanic	0	
Asian	0	
Native American	0	
6 th Period	Total number of students	10
Black	1	
White	7	
Hispanic	1	
Asian	1	
Native American	0	
Grade	7ty - 12th	
Teacher	Underwood	
1 st Period	Total number of students	15
Black	1	
White	11	
Hispanic	2	
Asian	0	
Native American	1	
2 nd Period	Total number of students	17
Black	3	
White	14	
Hispanic	0	
Asian	0	
Native American	0	
3 rd Period	Total number of students	22
Black	1	
White	18	
Hispanic	3	
Asian	0	
Native American	0	
5 th Period	Total number of students	43
Black	10	
White	33	
Hispanic	0	
Asian	0	
Native American	0	

6 th Period	Total number of students		9
Black		1	
White		8	
Hispanic		0	
Asian		0	
Native American		0	

7 th Period	Total number of students		20
Black		5	
White		15	
Hispanic		0	
Asian		0	
Native American		0	

Grade	7th - 12th		
Teacher	Young		
1 st Period	Total number of students		11
Black		1	
White		9	
Hispanic		1	
Asian		0	
Native American		0	

2 nd Period	Total number of students		17
Black		2	
White		14	
Hispanic		1	
Asian		0	
Native American		0	

3 rd Period	Total number of students		24
Black		4	
White		18	
Hispanic		2	
Asian		0	
Native American		0	

4 th Period	Total number of students		19
Black		2	
White		17	
Hispanic		0	
Asian		0	

5 th Period	Total number of students		13
Black		1	
White		11	
Hispanic		0	
Asian		1	
Native American		0	

7 th Period	Total number of students		13
Black		3	
White		9	
Hispanic		0	
Asian		1	
Native American		0	

Grade: GED
Teacher: Lowrie

1 st – 7 th Period	Total number of students		1
Black		0	
White		1	
Hispanic		0	
Asian		0	
Native American		0	
Grade	7th - 12th		
Teacher	Miller		
1 st Period	Total number of students		18
Black		2	
White		15	
Hispanic		1	
Asian		0	
Native American		0	
2 nd Period	Total number of students		21
Black		3	
White		16	
Hispanic		2	
Asian		0	
Native American		0	
3 rd Period	Total number of students		22
Black		4	
White		17	
Hispanic		1	
Asian		0	
Native American		0	
4 th Period	Total number of students		20
Black		2	
White		18	
Hispanic		0	
Asian		0	
5 th Period	Total number of students		24
Black		6	
White		15	
Hispanic		3	
Asian		0	
Native American		0	
7 th Period	Total number of students		9
Black		0	
White		9	
Hispanic		0	
Asian		0	
Native American		0	
Grade	7th - 12th		
Teacher	Meyer		
1 st Period	Total number of students		25
Black		1	
White		23	
Hispanic		1	
Asian		0	
Native American		0	

2 nd Period	Total number of students	8
Black	0	
White	8	
Hispanic	0	
Asian	0	
Native American	0	

3 rd Period	Total number of students	23
Black	4	
White	16	
Hispanic	1	
Asian	2	
Native American	0	

4 th Period	Total number of students	22
Black	4	
White	17	
Hispanic	1	
Asian	0	

5 th Period	Total number of students	26
Black	5	
White	20	
Hispanic	0	
Asian	0	
Native American	0	

7 th Period	Total number of students	25
Black	3	
White	22	
Hispanic	0	
Asian	0	
Native American	0	

Grade	7th - 12th	
Teacher	Metzger	
1 st Period	Total number of students	23
Black	5	
White	17	
Hispanic	0	
Asian	0	
Native American	1	

2 nd Period	Total number of students	17
Black	3	
White	14	
Hispanic	0	
Asian	0	
Native American	0	

3 rd Period	Total number of students	12
Black	2	
White	10	
Hispanic	0	
Asian	0	
Native American	0	

4 th Period	Total number of students	23
Black	22	
White	1	

Hispanic		0	
Asian		0	
5 th Period	Total number of students		18
Black		2	
White		16	
Hispanic		0	
Asian		0	
Native American		0	
7 th Period	Total number of students		17
Black		4	
White		12	
Hispanic		1	
Asian		0	
Native American		0	
Grade	10th - 12th		
Teacher	Bell		
1 st Period	Total number of students		11
Black		9	
White		1	
Hispanic		0	
Asian		1	
Native American		0	
2 nd Period	Total number of students		36
Black		4	
White		29	
Hispanic		2	
Asian		0	
Native American		1	
3 rd Period	Total number of students		17
Black		0	
White		17	
Hispanic		2	
Asian		1	
Native American		0	
4 th Period	Total number of students		18
Black		2	
White		16	
Hispanic		0	
Asian		0	
5 th Period	Total number of students		6
Black		0	
White		6	
Hispanic		0	
Asian		0	
Native American		0	
7 th Period	Total number of students		1
Black		0	
White		1	
Hispanic		0	
Asian		0	
Native American		0	

Grade:	Sped		
Teacher:	Carber		
1 st – 7 th Period	Total number of students		18
Black		3	
White		15	
Hispanic		0	
Asian		0	
Native American		0	

Paragraph 2 under 9

The number of full time white teachers in the school district is 112. The number of full time black teachers in the school district is 40. The number of full time Hispanic teachers in the school district is 1.

The number of full time white teachers in school is:

East Tate Elementary	37
Independence High School	19
Coldwater Attendance Center	12
Strayhorn Elementary School	27
Strayhorn High School	17

The number of full time black teachers in each school is:

East Tate Elementary	11
Independence High School	3
Coldwater Attendance Center	19
Strayhorn Elementary School	3
Strayhorn High School	4

The number of full time Hispanic teacher in each school is:

East Tate Elementary	0
Independence High School	0
Coldwater Attendance Center	1
Strayhorn Elementary School	0
Strayhorn High School	0

The District does not employ part time teachers.

Paragraph 3 under 9:

The transportation system of the school district is desegregated completely, with the exception of a few remote areas, where only one race lives on the school bus route.

Paragraph 4 under 9:

All the facilities such as gymnasiums, auditoriums, and cafeterias are being operated on a desegregated basis.

Paragraph 5 under 9:

Tate County Board has constructed building/classroom at Strayhorn High School and Weight room at Independence High School and Strayhorn High School.

Paragraph 6 under 9:

The Tate County School Board has not sold or abandoned any school

facilities, equipment, or supplies of any value since July 2, 1970.

Address:

Tate County School District

574 Court Street


Coldwater, MS 38618

CERTIFICATE OF COMPLIANCE

We, the current superintendent of Tate County School District and its attorneys of record, certify that we have received the directives of the 1970 desegregation order governing this case, student and teacher data and the yearly audits of the school district, and certify that to the best of our knowledge and based on the information currently available to the District the information reported in this report is true and correct and directly responsive to the District's reporting requirements set forth in this court's 1970 order. Dated this the 20th day of December, 2016.



Dr. Daryl Scoggin
Superintendent



John Lamar
Attorney for the District



Jamie Jacks
Attorney for the District